



Law Enforcement and Government Requests Report

**Transparency Report
H2 2021**

Updated in May, 2022

How Kaspersky
works with
external
requests
worldwide

kaspersky BRING ON
THE FUTURE



**Proven.
Transparent.
Independent.**

Kaspersky's approach in dealing with law enforcement and government requests worldwide

Pioneering with greater transparency and accountability in cybersecurity, we share our approach in responding to requests from law enforcement and government organizations worldwide organizations for user-data and technical expertise. Core principles in our approach clarify how we cooperate in fighting cybercrime, so our users can be confident trusting Kaspersky cybersecurity solutions.

Core principles in responding to law enforcement and government requests



No access to user data and infrastructure

We never provide any law enforcement or government organization with access to user data or the company's infrastructure.



Support to cross-border cybercrime investigations by sharing technical expertise

We help national, regional and international law enforcement agencies by assisting in cybercrime investigations, where our security experts provide technical expertise and non-personal technical information.



Legal verification of all requests to ensure our compliance with applicable laws and procedures

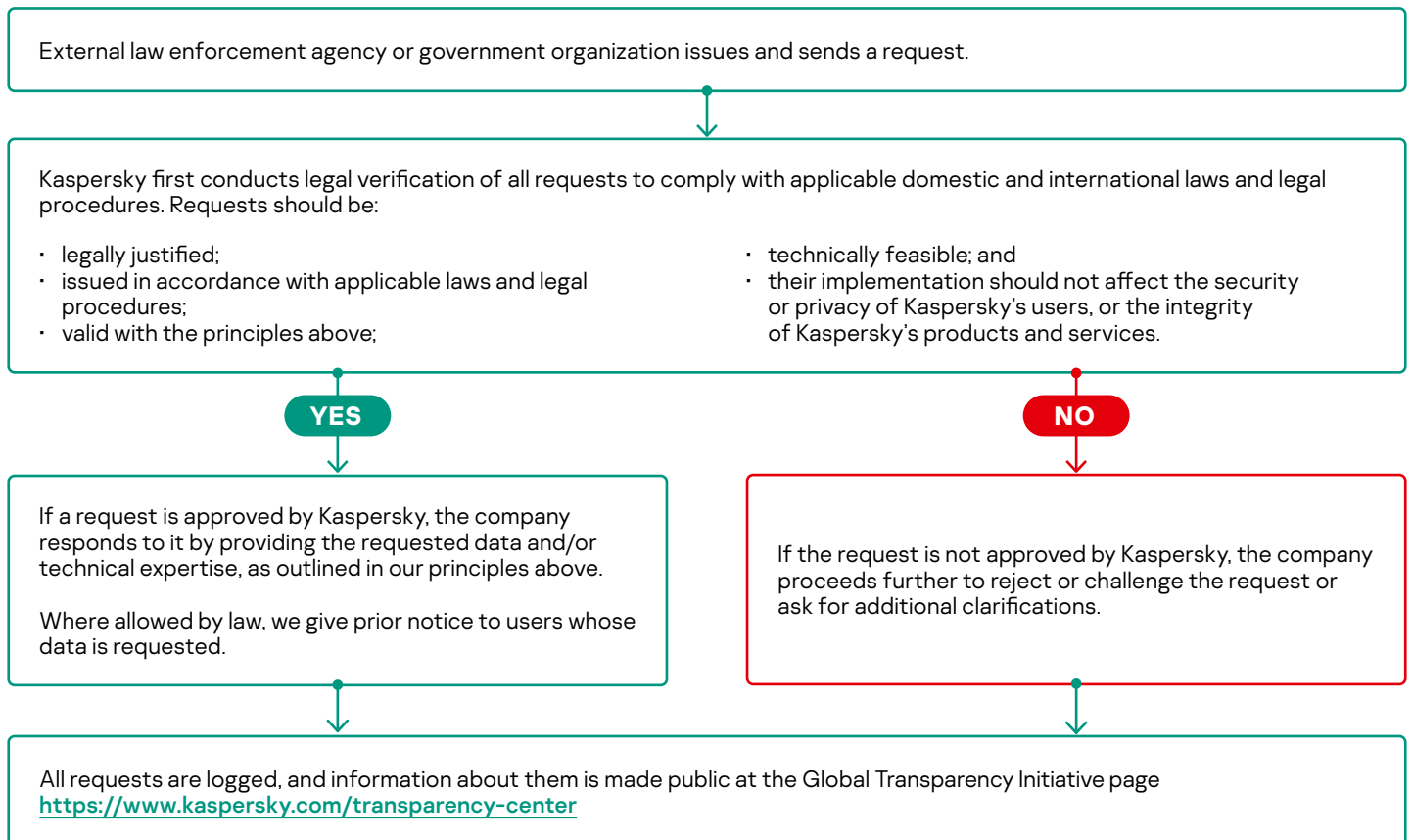
We verify compliance of incoming requests with applicable laws and legal procedures in countries where Kaspersky operates, be they narrow and specific or otherwise, and we may reject or challenge such requests.



Requests for encryption keys or introducing undeclared capabilities are and always will be declined

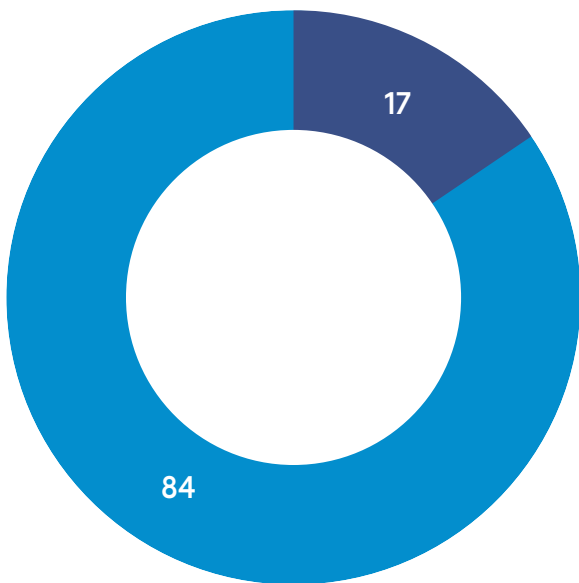
We do not provide any government, law enforcement agency or international organization with our encryption keys, and we do not add undeclared capabilities in our products and services.

Steps in responding to law enforcement and government requests

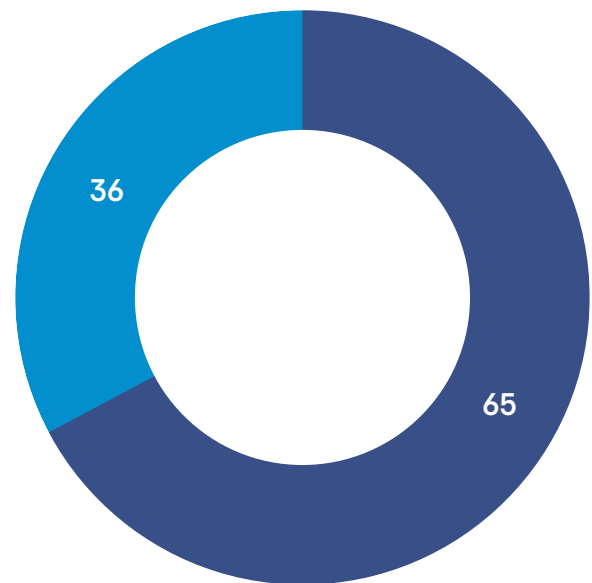


Law Enforcement and Government Requests, H2 2021

| Country | Total Number of Requests | Total Number of Requests for User Data | Total Number of Requests for Non-Personal Technical Information & Expertise |
|---------------|--------------------------|--|---|
| TOTAL: | 101* | 17 | 84 |
| Belgium | 1 | 0 | 1 |
| Brazil | 2 | 0 | 2 |
| Chile | 1 | 0 | 1 |
| China | 1 | 0 | 1 |
| Ecuador | 1 | 0 | 1 |
| France | 5 | 0 | 5 |
| Germany | 1 | 0 | 1 |
| Italy | 4 | 0 | 4 |
| Japan | 1 | 0 | 1 |
| Russia | 78 | 17 | 61 |
| South Korea | 5 | 0 | 5 |
| Spain | 1 | 0 | 1 |



- Total Number of Requests for User Data
- Total Number of Requests for Non-Personal Technical Information & Expertise



- Requests Processed and Approved
- Requests Processed and Rejected (No Data Found or Not Meeting Legal Verification Requirements)

* This data was updated in May 2022 to fix a calculation error regarding the total number of requests for non-personal technical information and expertise. No changes have been made to the statistics per country.

Requests for Non-Personal Technical Information & Expertise

| Country | Requests Processed and Approved | | Requests Processed and Rejected (No Data Found or Not Meeting Legal Verification Requirements) | |
|---------------|---------------------------------|-----------|---|-----------|
| | Percentage | Count | Percentage | Count |
| TOTAL: | 64% | 65 | 19% | 19 |
| Belgium | 100% | 1 | 0% | 0 |
| Brazil | 100% | 2 | 0% | 0 |
| Chile | 100% | 1 | 0% | 0 |
| China | 100% | 1 | 0% | 0 |
| Ecuador | 100% | 1 | 0% | 0 |
| France | 80% | 4 | 20% | 1 |
| Germany | 100% | 1 | 0% | 0 |
| Italy | 100% | 4 | 0% | 0 |
| Japan | 100% | 1 | 0% | 0 |
| Russia | 55% | 43 | 23% | 18 |
| South Korea | 100% | 5 | 0% | 0 |
| Spain | 100% | 1 | 0% | 0 |

Requests for User Data

| Country | Requests Processed and Approved | | Requests Processed and Rejected (No Data Found or Not Meeting Legal Verification Requirements) | |
|---------------|---------------------------------|----------|---|-----------|
| | Percentage | Count | Percentage | Count |
| TOTAL: | 0% | 0 | 16% | 17 |
| Belgium | 0% | 0 | 0% | 0 |
| Brazil | 0% | 0 | 0% | 0 |
| Chile | 0% | 0 | 0% | 0 |
| China | 0% | 0 | 0% | 0 |
| Ecuador | 0% | 0 | 0% | 0 |
| France | 0% | 0 | 0% | 0 |
| Germany | 0% | 0 | 0% | 0 |
| Italy | 0% | 0 | 0% | 0 |
| Japan | 0% | 0 | 0% | 0 |
| Russia | 0% | 0 | 22% | 17 |
| South Korea | 0% | 0 | 0% | 0 |
| Spain | 0% | 0 | 0% | 0 |

Global Transparency Initiative:
www.kaspersky.com/transparency-center
Kaspersky Transparency Centers:
www.kaspersky.com/transparency-center-offices
IT Security News:
kaspersky.com/blog

www.kaspersky.com

kaspersky