

**FOURTEENTH INTERNATIONAL CONFERENCE ON PLASMA
PHYSICS AND CONTROLLED NUCLEAR FUSION RESEARCH**

Würzburg, Germany, 30 September – 7 October 1992

IAEA-CN-56/C-4-2

**Design Study of LHD Helical Divertor and
High Temperature Divertor Plasma Operation**

N. Ohyaib, K. Yamazaki, I. Katanuma, H. Ji, T. Watanabe,
K. Watanabe, H. Akao, K. Akaishi, T. Ono, H. Kaneko,
T. Kawamura, Y. Kubota, N. Noda, A. Sagara, O. Motojima,
M. Fujiwara and A. Iiyoshi

(Received – Aug. 28, 1992)

NIFS-177

Sep. 1992

This report was prepared as a *preprint of work performed* as a collaboration research of the National Institute for Fusion Science (NIFS) of Japan. This document is intended for information only and for future publication in a journal after some rearrangements of its contents.

Inquiries about copyright and reproduction should be addressed to the Research Information Center, National Institute for Fusion Science, Nagoya 464-01, Japan.



Würzburg, Germany, 30 September – 7 October 1992

IAEA-CN-56/ C-4-2

DESIGN STUDY OF LHD HELICAL DIVERTOR AND HIGH TEMPERATURE DIVERTOR PLASMA OPERATION

N. OHYABU, K. YAMAZAKI, I. KATANUMA*, HANTAO JI,
T. WATANABE, K. WATANABE, H.AKAO⁺, K. AKAISHI, T. ONO[#],
H. KANEKO, T. KAWAMURA, Y. KUBOTA, N. NODA, A. SAGARA,
O. MOTOJIMA, M. FUJIWARA, A. IYOSHI.

National Institute for Fusion Science, Nagoya, 464-01, Japan

* University of Tsukuba, Ibaragi, 305, Japan

+ NEC Inc.

Nagoya University, Nagoya

key words: divertor, helical system, helical divertor, high temperature
divertor operation, collisionless divertor plasma, confinement enhancement

DESIGN STUDY OF LHD HELICAL DIVERTOR AND HIGH TEMPERATURE DIVERTOR PLASMA OPERATION

Abstract

The Large Helical device (LHD), now under construction is a Heliotron/torsatron device with a closed divertor system. The LHD divertor magnetic structure has been studied in detail. A peculiar feature of the configuration is the existence of edge surface layers, a complicated three dimensional magnetic structure. However it does not seem to hamper the expected divertor functions. As a confinement improvement scheme in LHD, we have proposed a high temperature divertor plasma operation in which a divertor plasma with a temperature of a few keV, generated by efficient pumping, leads to the confinement improvement.

1. Introduction

With the inherent advantage of the stellarator as an attractive steady state reactor, there has been growing interest in the stellarator. We are constructing a large superconducting Heliotron/torsatron device ($B=4T, R=3.9m$), called the Large Helical Device (LHD), aiming at demonstration of attractiveness of the helical device at more reactor relevant plasma parameters [1]. A built-in divertor configuration exists for Heliotron/torsatron devices. This advantage has not been explored in any existing helical device and the LHD device will be the first helical device which will demonstrate various divertor functions such as impurity control and enhancement in the energy confinement. The LHD divertor configuration

needs to be as flexible as possible so that one can accommodate a wide range of divertor operational scenarios. To this end, we have designed a large vacuum vessel for installation of closed divertor chambers with reasonable size.

2. Features of the edge magnetic configuration

The magnetic topology and the associated divertor plasma behavior need to be understood theoretically before designing the LHD divertor system. A helical divertor magnetic configuration in LHD is depicted in Fig.1(a),(b). A closed surface region is surrounded by a stochastic region, generated by overlapping of the islands ($n=10$) which somewhat naturally exist in the outer region. The field lines escaping from this region pass through thin curved surface layers before reaching the X-point and then the divertor plate. The existence of the edge surface layers is a peculiar feature of this type of helical divertor [2]. A surface layer consists of multiple layers, each of which again consists of multiple layers. Such a structure is generated by successive folding and stretching processes as the field lines rotate poloidally. The former process occurs because the radial position of the X-point changes with poloidal angle as much as $\sim 1/3$ of the plasma radius. The latter is caused by the high local rotational transform and shear at the edge on the larger major radius side of the torus.

To study the structure of the divertor channel, the field lines are traced from the stochastic region until reaching a helical plane ($\theta = -[5\phi + \theta_0 + 0.1\sin(5\phi + \theta_0)]$) rotating with helical coils. In the real device, the divertor plates are located at $r=1.55\text{m}$ near this plane. The effect of the perpendicular plasma transport is taken into account by field line tracing with a random walk process (at every 0.2 m step, positions of the field lines deviate by δ on the plane perpendicular to the field lines with random azimuthal angles). Puncture plots of the field lines on this plane are shown in Fig.1(c). A strong poloidal asymmetry is seen in the plots. A fine structure of the edge surface layer are clearly seen when they are traced exactly i.e. $\delta = 0$. With a random walk process with $\delta = 1.2\text{mm}$, (which corresponds to an effective perpendicular diffusion coefficient of $0.5 \text{ m}^2/\text{s}$ for a

plasma with a temperature of 100eV, less than a typically observed edge value), the fine structure is smoothed out completely. We expect that distributions of the heat and particle fluxes on the plane in the LHD experiments are close to those with $\delta = 1.2\text{mm}$. Based on this estimate, the maximum heat flux on the divertor plate with a field line incident angle of 30° is expected to be $\sim 5 \text{ MWm}^{-2}$ for a standard 20 MW LHD discharge.

Divertor operation with a high density, cold divertor plasma [3,4], is suitable to reduce the impurity sputtering and to enhance the edge radiation, a promising boundary control which we plan to pursue in the LHD experiments. The vague boundary discussed above has a property of poor confinement and thus may serve to provide an edge cold radiative volume to reduce the heat flux on the divertor plate [4]. But it may in turn prevent formation of the H-mode edge temperature pedestal, which leads to improvement of the core energy confinement [5]. This has motivated us to propose a high temperature divertor plasma operation, discussed in section 3.

3. High temperature divertor plasma operation

A high temperature divertor plasma operation has been proposed to improve the energy confinement in helical devices as well as in tokamaks [6]. In this operational mode, the divertor plasma temperature is raised by efficient pumping in the divertor chamber. An elevated divertor temperature will lead to improvement of the core plasma, as observed in H-mode discharges.

The divertor temperature (T_{div}) is estimated by a power balance in the divertor channel. We consider a steady-state discharge which is heated (Q_{in} (input power)) and fuelled (Γ_{in} (particle flux)) by neutral beam injection alone, illustrated in Fig.2(a). We assumed that the pumping efficiency of the divertor is ξ , i.e., a fraction (ξ) of the particles reaching the divertor plates (Γ_{div}) are pumped and the same amount of the particles need to be fuelled by the neutral

beam injection i.e., $\xi \cdot \Gamma_{div} = \Gamma_{in}$. The injected power (Q_{in}) into the main plasma region flows into the divertor channel and at the sheath of the divertor plate, a power balance ($Q_{in} = \gamma \cdot T_{div} \cdot \Gamma_{div}$) is satisfied where γ is the heat transmission coefficient. From these relations, the divertor temperature is given as $T_{div} = (Q_{in} / \Gamma_{in}) \cdot \xi / \gamma$. For a parameter set (beam energy (Q_{in} / Γ_{in}) ~ 200 keV, $\gamma \sim 10$, $\xi \sim 0.2$), T_{div} becomes as high as 4 keV, significantly higher than those observed at the pedestal of H-mode discharges.

We have studied high temperature divertor plasma ,i.e., collisionless divertor plasma in a one dimensional model illustrated in Fig.2(b). Equal number of Ions and electrons with temperature T_0 are supplied between the divertor plates. Ions simply flow to the divertor plates. A negative electric potential is set up for the ambipolar flow condition and electrons with parallel kinetic energy less than the potential amplitude are trapped by the potential. The electron distribution functions in the divertor channel, calculated by a Fokker-Planck code [7] are shown for two different collisionalities. When the mean free path becomes much longer than $(M/m)^{1/2} \cdot L$ (where M/m is the ion electron mass ratio and L is the distance between the divertor plates), the trapped electron density becomes nearly equal to the ion density even with a potential amplitude of $< eT_0$ and the average perpendicular energy of the trapped electrons is much greater than that of the parallel energy, as is shown in the case on the right-hand side of Fig.2c. On the other hand, for a less collisionless case (on the left-handed side of Fig. 2c), the potential amplitude is less than eT_0 , but the temperature distribution is isotropic.

Such a collisionless effect become important for the energy balance with the secondary electron emission. At temperature above 100 eV, secondary electrons emitted from the divertor plate become a source of the cold particles, which lower the divertor electron temperature. This effect can be included in γ [8] and γ is 7.8 without secondary electron emission and is ~ 10 when the secondary

emission rate is ~ 0.7 . But when it exceeds ~ 0.7 , γ increases rapidly and then saturates at ~ 23 because of the space charge limit. When divertor plasma electrons are collisionless, the secondary electrons emitted from the divertor are first accelerated by the sheath potential and are barely trapped by the potentials. They eventually hit the divertor plate during the thermalization process. The parallel energy with which they hit the plates is ~ 0 and the perpendicular average energy is a fraction of the sheath potential in contrast to the conventional collisional sheath model where both average striking energies are equal to T_e (the electron temperature). Thus the collisionless effect reduces the cooling effect by the secondary electrons and hence γ substantially.

In this operation, a density profile is maintained by a combination of deep fuelling such as pellet or neutral beam injection and particle pumping. Thus the diffusion coefficient (D) and hence the particle confinement becomes important in determining the energy confinement. This is desirable for the energy confinement in LHD where high neoclassical ripple induced electron heat loss ($1/\nu$ -regime) tends to suppress the temperature gradient. However the effective D may not be high because the ions are confined by $E \times B$ drift (ν -regime). The radial electric field in such a plasma regime is positive and hence neoclassical outward impurity pinch [9] may prevent impurity contamination in the core plasma.

For this operation in LHD, we plan to install a cryopump system with overall pumping efficiency of $\sim 20\%$ in the divertor chamber. For a reactor design, we are trying to find divertor configurations which guide the heat and particle fluxes to a remote region, away from the main coil system, thereby making the particle pumping and the heat removal achievable.

References

- (1) IIYOSHI, A., FUJIWARA, M., MOTOJIMA, O., OHYABU, N.,
YAMAZAKI, K., Fusion Technology 17 (1990) 169.
- (2) AKAO, H., J. Phys. Soc. Japan 59 (1990) 1633.
- (3) MAHDAVI, M.ALI, DEBOO, J.C., HSIEH, C.L., OHYABU, N.,
STAMBAUGH, R.D., WESLEY, J.C., Phys. Rev. Lett. 47 (1981) 1602.
- (4) OHYABU, N., Nucl. Fusion 21 (1981) 519.
- (5) WAGNER, F., BECKER, G., BEHRINGER, K., CAMPBELL, D.,
EBERHAGEN, A., et al., Phys. Rev. Lett. 49 (1982) 1408.
- (6) OHYABU, N., Kakuyugo-Kenkyu 66 (1991) 525.
- (7) KATANUMA, I., KIWAMOTO, Y., SAWADA, K., MIYOSHI, S.,
Phys. Fluids 30 (1987) 1142.
- (8) HOBBS, G.D., WESSON, J.A., Plasma Phys. 9 (1967) 85.
- (9) SHAING, K.S., Phys. Fluids 26 (1983) 3164.

Figure Captions

Fig. 1

- (a) Poloidal cross-sectional view($\phi = 0^\circ$) of the LHD helical divertor.
- (b) Illustration of the LHD edge magnetic configuration($\phi = 18^\circ$).
- (c) Puncture plots of the field lines on a helical plane ($\theta = -[5\phi + \theta_0 + 0.1\sin(5\phi + \theta_0)]$) in the divertor chamber(shown in Fig. 1(a)) for three different random walk parameters.

Fig. 2

- (a) Simplified heat and particle balances in the high temperature divertor plasma operation. (ξ : pumping efficiency).
- (b) A one dimensional model with a collisionless divertor plasma.
- (c) Electron distributions in the model divertor (4b) at two different collisionarities, $\lambda_e / L = 36$ (the left-hand side) and $\lambda_e / L = 360$ (the right-hand side). Here λ_e is the electron mean free path at a temperature of T_0 and L is a half of the distance between the divertor plates. ($V_0 = (kT_0/m_e)^{1/2}$).

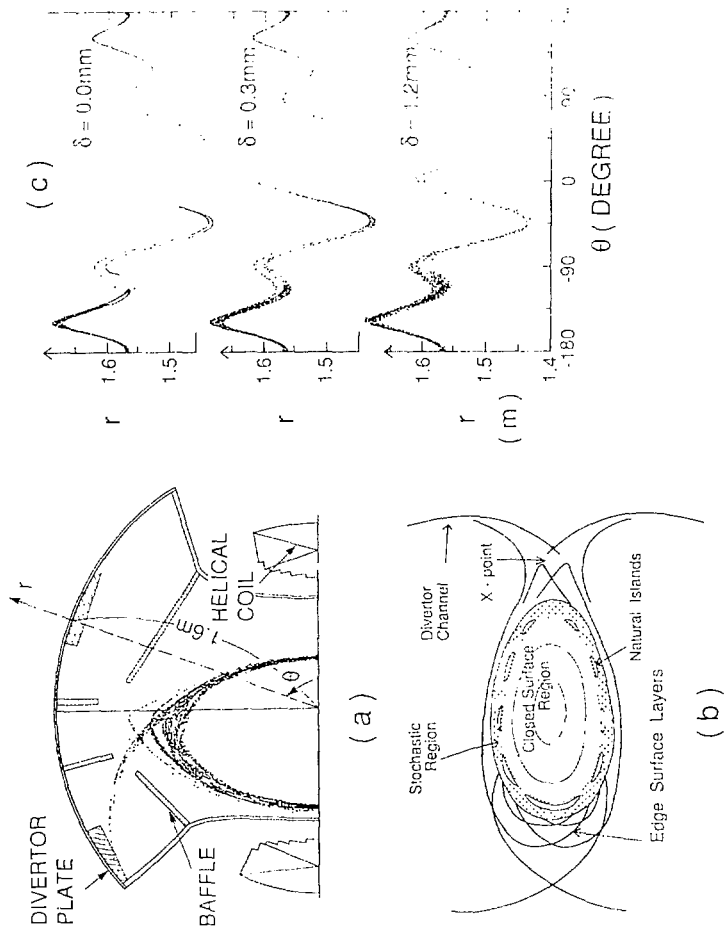
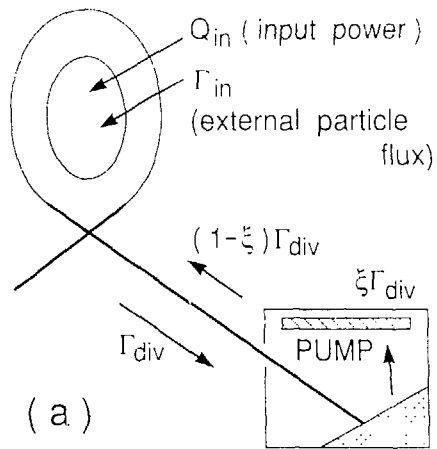
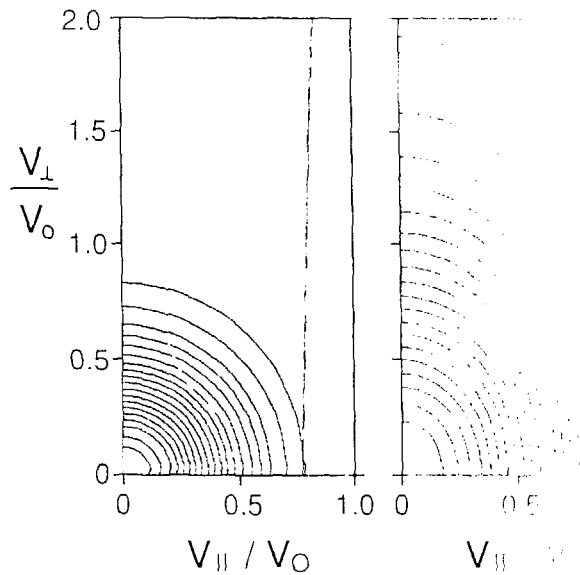
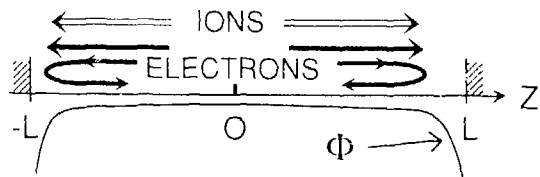


Fig. 1



(a)

(b)



(c)

Fig.2

Recent Issues of NIFS Series

- NIFS-126 K. Narihara, *A Steady State Tokamak Operation by Use of Magnetic Monopoles* ; Dec. 1991
- NIFS-127 K. Itoh, S. -I. Itoh and A. Fukuyama, *Energy Transport in the Steady State Plasma Sustained by DC Helicity Current Drive* ;Jan. 1992
- NIFS-128 Y. Hamada, Y. Kawasumi, K. Masai, H. Iguchi, A. Fujisawa, JIPP T-IIU Group and Y. Abe, *New High Voltage Parallel Plate Analyzer* ; Jan. 1992
- NIFS-129 K. Ida and T. Kato, *Line-Emission Cross Sections for the Charge-exchange Reaction between Fully Stripped Carbon and Atomic Hydrogen in Tokamak Plasma*; Jan. 1992
- NIFS-130 T. Hayashi, A. Takei and T. Sato, *Magnetic Surface Breaking in 3D MHD Equilibria of $l=2$ Heliotron* ; Jan. 1992
- NIFS-131 K. Itoh, K. Ichiguchi and S. -I. Itoh, *Beta Limit of Resistive Plasma in Torsatron/Heliotron* ; Feb. 1992
- NIFS-132 K. Sato and F. Miyawaki, *Formation of Presheath and Current-Free Double Layer in a Two-Electron-Temperature Plasma* ; Feb. 1992
- NIFS-133 T. Maruyama and S. Kawata, *Superposed-Laser Electron Acceleration* Feb. 1992
- NIFS-134 Y. Miura, F. Okano, N. Suzuki, M. Mori, K. Hoshino, H. Maeda, T. Takizuka, JFT-2M Group, S.-I. Itoh and K. Itoh, *Rapid Change of Hydrogen Neutral Energy Distribution at LH-Transition in JFT-2M H-mode* ; Feb. 1992
- NIFS-135 H. Ji, H. Toyama, A. Fujisawa, S. Shinohara and K. Miyamoto *Fluctuation and Edge Current Sustainment in a Reversed-Field-Pinch*; Feb. 1992
- NIFS-136 K. Sato and F. Miyawaki, *Heat Flow of a Two-Electron-Temperature Plasma through the Sheath in the Presence of Electron Emission*; Mar. 1992
- NIFS-137 T. Hayashi, U. Schwenn and E. Strumberger, *Field Line Diversion Properties of Finite β Helias Equilibria*; Mar. 1992
- NIFS-138 T. Yamagishi, *Kinetic Approach to Long Wave Length Modes in*

Rotating Plasmas; Mar. 1992

- NIFS-139 K. Watanabe, N. Nakajima, M. Okamoto, Y. Nakamura and M. Wakatani, *Three-dimensional MHD Equilibrium in the Presence of Bootstrap Current for Large Helical Device (LHD)*; Mar. 1992
- NIFS-140 K. Itoh, S. -I. Itoh and A. Fukuyama, *Theory of Anomalous Transport in Toroidal Helical Plasmas*; Mar. 1992
- NIFS-141 Y. Kondoh, *Internal Structures of Self-Organized Relaxed States and Self-Similar Decay Phase*; Mar. 1992
- NIFS-142 U. Furukane, K. Sato, K. Takiyama and T. Oda, *Recombining Processes in a Cooling Plasma by Mixing of Initially Heated Gas*; Mar. 1992
- NIFS-143 Y. Hamada, K. Masai, Y. Kawasumi, H. Iguchi, A. Fijisawa and JIPP T-IIU Group, *New Method of Error Elimination in Potential Profile Measurement of Tokamak Plasmas by High Voltage Heavy Ion Beam Probes*; Apr. 1992
- NIFS-144 N. Ohyabu, N. Noda, Hantao Ji, H. Akao, K. Akaishi, T. Ono, H. Kaneko, T. Kawamura, Y. Kubota, S. Morimoto, A. Sagara, T. Watanabe, K. Yamazaki and O. Motojima, *Helical Divertor in the Large Helical Device*; May 1992
- NIFS-145 K. Ohkubo and K. Matsumoto, *Coupling to the Lower Hybrid Waves with the Multijunction Grill*; May 1992
- NIFS-146 K. Itoh, S. -I. Itoh, A. Fukuyama, S. Tsuji and Allan J. Lichtenberg, *A Model of Major Disruption in Tokamaks*; May 1992
- NIFS-147 S. Sasaki, S. Takamura, M. Ueda, H. Iguchi, J. Fujita and K. Kadota, *Edge Plasma Density Reconstruction for Fast Monoenergetic Lithium Beam Probing*; May 1992
- NIFS-148 N. Nakajima, C. Z. Cheng and M. Okamoto, *High- n Helicity-induced Shear Alfvén Eigenmodes*; May 1992
- NIFS-149 A. Ando, Y. Takeiri, O. Kaneko, Y. Oka, M. Wada, and T. Kuroda, *Production of Negative Hydrogen Ions in a Large Multicusp Ion Source with Double-Magnetic Filter Configuration*; May 1992
- NIFS-150 N. Nakajima and M. Okamoto, *Effects of Fast Ions and an External Inductive Electric Field on the Neoclassical Parallel Flow, Current, and Rotation in General Toroidal Systems*; May 1992
- NIFS-151 Y. Takeiri, A. Ando, O. Kaneko, Y. Oka and T. Kuroda,

Negative Ion Extraction Characteristics of a Large Negative Ion Source with Double-Magnetic Filter Configuration; May 1992

- NIFS-152 T. Tanabe, N. Noda and H. Nakamura, *Review of High Z Materials for PSI Applications*; Jun. 1992
- NIFS-153 Sergey V. Bazdenkov and T. Sato, *On a Ballistic Method for Double Layer Regeneration in a Vlasov-Poisson Plasma*; Jun. 1992
- NIFS-154 J. Todoroki, *On the Lagrangian of the Linearized MHD Equations*; Jun. 1992
- NIFS-155 K. Sato, H. Katayama and F. Miyawaki, *Electrostatic Potential in a Collisionless Plasma Flow Along Open Magnetic Field Lines*; Jun. 1992
- NIFS-156 O.J.W.F.Kardaun, J.W.P.F.Kardaun, S.-I. Itoh and K. Itoh, *Discriminant Analysis of Plasma Fusion Data*; Jun. 1992
- NIFS-157 K. Itoh, S.-I. Itoh, A. Fukuyama and S. Tsuji, *Critical Issues and Experimental Examination on Sawtooth and Disruption Physics*; Jun. 1992
- NIFS-158 K. Itoh and S.-I. Itoh, *Transition to H-Mode by Energetic Electrons*; July 1992
- NIFS-159 K. Itoh, S.-I. Itoh and A. Fukuyama, *Steady State Tokamak Sustained by Bootstrap Current Without Seed Current*; July 1992
- NIFS-160 H. Sanuki, K. Itoh and S.-I. Itoh, *Effects of Nonclassical Ion Losses on Radial Electric Field in CHS Torsatron/Heliotron*; July 1992
- NIFS-161 O. Motojima, K. Akaishi, K. Fujii, S. Fujiwaka, S. Imagawa, H. Ji, H. Kaneko, S. Kitagawa, Y. Kubota, K. Matsuoka, T. Mito, S. Morimoto, A. Nishimura, K. Nishimura, N. Noda, I. Ohtake, N. Ohyaabu, S. Okamura, A. Sagara, M. Sakamoto, S. Satoh, T. Satow, K. Takahata, H. Tamura, S. Tanahashi, T. Tsuzuki, S. Yamada, H. Yamada, K. Yamazaki, N. Yanagi, H. Yonezu, J. Yamamoto, M. Fujiwara and A. Iiyoshi, *Physics and Engineering Design Studies on Large Helical Device*; Aug. 1992
- NIFS-162 V. D. Pustovitov, *Refined Theory of Diamagnetic Effect in Stellarators*; Aug. 1992
- NIFS-163 K. Itoh, *A Review on Application of MHD Theory to Plasma Boundary Problems in Tokamaks*; Aug. 1992
- NIFS-164 Y.Kondoh and T.Sato, *Thought Analysis on Self-Organization Theories of MHD Plasma*; Aug. 1992

- NIFS-165 T. Seki, R. Kumazawa, T. Watari, M. Ono, Y. Yasaka, F. Shimpō, A. Ando, O. Kaneko, Y. Oka, K. Adati, R. Akiyama, Y. Hamada, S. Hidekuma, S. Hirokura, K. Ida, A. Karita, K. Kawahata, Y. Kawasumi, Y. Kitoh, T. Kohmoto, M. Kojima, K. Masai, S. Morita, K. Narihara, Y. Ogawa, K. Ohkubo, S. Okajima, T. Ozaki, M. Sakamoto, M. Sasao, K. Sato, K. N. Sato, H. Takahashi, Y. Taniguchi, K. Toi and T. Tsuzuki, *High Frequency Ion Bernstein Wave Heating Experiment on JIPP T-IIU Tokamak*; Aug. 1992
- NIFS-166 Vo Hong Anh and Nguyen Tien Dung, *A Synergetic Treatment of the Vortices Behaviour of a Plasma with Viscosity*; Sep. 1992
- NIFS-167 K. Watanabe and T. Sato, *A Triggering Mechanism of Fast Crash in Sawtooth Oscillation*; Sep. 1992
- NIFS-168 T. Hayashi, T. Sato, W. Lotz, P. Merkel, J. Nührenberg, U. Schwenn and E. Strumberger, *3D MHD Study of Helias and Heliotron*; Sep. 1992
- NIFS-169 N. Nakajima, K. Ichiguchi, K. Watanabe, H. Sugama, M. Okamoto, M. Wakatani, Y. Nakamura and C. Z. Cheng, *Neoclassical Current and Related MHD Stability, Gap Modes, and Radial Electric Field Effects in Heliotron and Torsatron Plasmas*; Sep. 1992
- NIFS-170 H. Sugama, M. Okamoto and M. Wakatani, *K- ϵ Model of Anomalous Transport in Resistive Interchange Turbulence*; Sep. 1992
- NIFS-171 H. Sugama, M. Okamoto and M. Wakatani, *Vlasov Equation in the Stochastic Magnetic Field*; Sep. 1992
- NIFS-172 N. Nakajima, M. Okamoto and M. Fujiwara, *Physical Mechanism of E $_{\phi}$ -Driven Current in Asymmetric Toroidal Systems*; Sep. 1992
- NIFS-173 N. Nakajima, J. Todoroki and M. Okamoto, *On Relation between Hamada and Boozer Magnetic Coordinate System*; Sep. 1992
- NIFS-174 K. Ichiguchi, N. Nakajima, M. Okamoto, Y. Nakamura and M. Wakatani, *Effects of Net Toroidal Current on Mercier Criterion in the Large Helical Device*; Sep. 1992
- NIFS-175 S. -I. Itoh, K. Itoh and A. Fukuyama, *Modelling of ELMs and Dynamic Responses of the H-Mode*; Sep. 1992
- NIFS-176 K. Itoh, S.-I. Itoh, A. Fukuyama, H. Sanuki, K. Ichiguchi and J. Todoroki, *Improved Models of β -Limit, Anomalous Transport and Radial Electric Field with Loss Cone Loss in Heliotron / Torsatron*; Sep. 1992