

¹Robotic Assistants in Therapy and Education of Children with Autism: Can a Small Humanoid Robot Help Encourage Social Interaction Skills?

B. Robins, K. Dautenhahn, R. te Boekhorst, and A. Billard

Abstract

This article presents a longitudinal study with four children with autism who were exposed to a humanoid robot over a period of several months. The longitudinal approach allowed the children time to explore the space of robot-human, as well as human-human interaction. Based on the video material documenting the interactions, a quantitative as well as qualitative analysis was conducted. The quantitative analysis showed an increase in duration of pre-defined behaviours towards the later trials. A qualitative analysis of the video data, observing the children's activities in their interactional context, revealed further aspects of social interaction skills (imitation, turn-taking and role-switch) and communicative competence that the children showed. The results clearly demonstrate the need for and benefits of long-term studies in order to reveal the full potential of robots in the therapy and education of children with autism.

Key words: autism therapy, longitudinal study, robotic assistant, imitation, social interaction.

1 Introduction

The work described in this article² is part of the Aurora project which investigates the potential use of robots as therapeutic or educational 'toys' specifically by children with autism [2]. This approach is based on findings that people with autism enjoy and benefit from interactions with computerized systems (see below). In this article we present a longitudinal study with four children with autism who were repeatedly exposed to a humanoid robot over a period of several months, using basic imitative and turn taking games. Our aim was to encourage imitation and social interaction skills. Different behavioural criteria (including Eye Gaze, Touch, Near and Imitation) were evaluated based on the video data of the interactions. The results clearly demonstrate the crucial need for long-term studies in order to reveal the full potential of robots in therapy and education of children with autism.

1.1 Autism

Autism here refers to the term Autistic Spectrum Disorders with a range of manifestations of a disorder that can occur to different degrees and in a variety of forms [21]. The exact cause or causes of autism is/are still unknown. Autism is a lifelong developmental disability that affects the way a person communicates and relates to people around them. People with autism often have accompanying learning disabilities³. The main impairments that are characteristic of people with autism, according to the National Autistic Society [30], are impaired social interaction, social communication and imagination (referred to by many authors as the *triad of impairments*, e.g. [52]):

¹ B. Robins, K. Dautenhahn, R. te Boekhorst, and A. Billard, Robotic Assistants in Therapy and Education of Children with Autism: Can a Small Humanoid Robot Help Encourage Social Interaction Skills? Special issue "Design for a more inclusive world" of the international journal Universal Access in the Information Society (UAIS), Springer-Verlag, in press.

² This article is an expanded version of a paper presented at the Cambridge Workshop on Universal Access and Assistive Technology (CWUAAT) in March 2004 [36].

³ For detailed diagnostic criteria the reader is referred to DSM-IV, the Diagnostic and Statistical Manual of Mental Disorders, American Psychiatric Association, (1995).

- a) Impairments in social interaction – this refers to an inability to relate to others in meaningful ways. It comprises a difficulty in forming social relationships and an impairment in understanding others’ intentions, feelings and mental states. For a person with autism it is perfectly reasonable to answer a friend’s question “How do you like the color of my new car?” with e.g. “I think the color is awful”.
- b) Impairments in social communication - including verbal and non-verbal communication. This manifests itself e.g. in difficulties in understanding gesture and facial expressions, and a difficulty in understanding metaphors or other ‘non-literal’ interpretations of verbal and non-verbal language (for example, for a person with autism the most reasonable answer to the question “Do you know where I can find the train station?” is likely to be either “Yes, I do.” or “No, I don’t”, illustrating an inability that what people say or do needs to be interpreted with respect to the person’s intentional, motivational and emotional states.
- c) Impairments in imagination and fantasy – the development of play and imagination activities is limited. For example, children with autism do not get engaged in role-play or pretend play (e.g. pretending to be a princess, a knight or football star) as intensely as typically developing children.

Moreover, people with autism show little reciprocal use of eye-contact and rarely get engaged in interactive games. Generally, autism affects more males than females [30]. The above mentioned impairments can lead to a substantially decreased probability of being able to lead an independent life. Even high-functioning people with autism might encounter great difficulties in learning the everyday ‘social rules’ that guide our lives, including an understanding of humor, white lies, and deception, see examples of ‘mind-reading errors’ given in [19] and first-person account’s of Temple Grandin, e.g. in [15] .

1.2 Imitation and the Case of Autism

Imitation plays an important part in social learning both in children and adults. From birth, imitation plays a critical role in the development of social cognition and communication skills, helping an infant in forging links with other people [29]. Imitation and turn taking games are used in therapy to promote better body awareness and sense of self, creativity, leadership and the taking of initiative both in children and adults (as used in Dance Therapy by [22], [23], [33]). There are currently contradictory findings in respect of imitative deficits in autism. Some researchers suggest autism-specific impairments in imitation ([40], [25]) whilst others show that autistic children are able to engage in immediate imitation of familiar actions [16].

Nadel explored the use of imitation as a communicative means in infant with autism [29] and found significant correlation between imitation and positive social behavior. Her findings indicate that imitation is a good predictor of social capacities in children with autism. In addition, it was also found that autistic children improve their social responsiveness when they are being imitated ([11], [46], [29]). In therapy too, imitation, reflection and synchronous movement work has been used with autistic children to develop social interactions ([5], [1]).

1.3 Computers and Robot Technology in Autism Therapy and Education

Research suggests that people with autism generally feel comfortable in predictable environments, and more specifically, enjoy interacting with computers, e.g. ([4], [34], [27]). One possible explanation has been put forward by Murray [28] who noted that the attention of people with autism tends to be fixed on isolated objects apart from the surrounding area. According to Murray, computers can break into this world by focusing the individual’s

attention tunnel on the screen, so that external events can be ignored more easily. She argues that computers in the education and therapy of people with autism can be beneficial for the development of self-awareness and self-esteem. Moreover, they motivate an individual to speak, read or share his achievements with other people which can greatly facilitate communication. Hershkowitz strongly argued for the use of computer based learning in therapy and education as an effective aid in teaching language and academic skills to children with autism ([17], [18]).

In recent years interactive learning environments (software or robotic based) have been studied increasingly in the therapy or education of people with autism, cf. review in [9]. Software-based systems include highly structured virtual environments (e.g. [43], [44], [32]) to be used by therapists and teachers as tools in order to teach social and other life skills (e.g. recognizing emotions, crossing the road, learning where and how to sit down in a populated cafeteria).

Since the early 1980ies the usage of robots in education has become popular (e.g. [31]), for more recent work compare e.g. [12]. The application of autonomous robots in therapy and education of children with autism has been studied only more recently (e.g. [6] [8], [51], [50], [26], [47]), although early work with a remote-controlled robot suggested positive effects on a seven year old boy with autism [48]. Michaud and Théberge-Turmel investigated whether various robotic designs with different interactive capabilities could engage children with autism in playful interactions. The designs included e.g. an elephant, a spherical robotic ‘ball’, or a robot with arms and a tail. The work was carried out as an engineering project, focusing on the development of the robots. Results of the playful interactions are described as narratives, and little is known about any specific benefits or even the history of the children. Similarly, Wada *et al.* [47] developed a pet robot called ‘Paro’, trying to mimic the appearance and some of the behaviors of a baby seal. Paro has been proposed as a tool for robot assisted activity that could benefit elderly people, hospitalized children, as well as children with autism. However, in this work, too, very little has been documented about the particular history of the children and the specific nature of therapeutic effects that can be linked to the robot.

Different to using computer software or virtual environments, interactions with an interactive physical robot contribute important real-time, multi-modal, and *embodied* aspects which are characteristic of face-to-face social interaction among humans, cf. Dautenhahn & Werry’s discussion of advantages and disadvantages of using different types of computer technology in education and therapy of children with autism [9]. Ultimately, various types of virtual or robotic interactive systems are likely to fulfill different roles and niches in the spectrum of possible applications for children with autism that can potentially enhance their quality of life and contribute to their social integration - an important step towards enabling them to share the benefits of human culture and society, as well as empowering the skills necessary for living independently.

1.4 Robots in the Aurora Project

People behave in a manner that is not easy to interpret, unless you share a common understanding of how e.g. goals, motivations, intentions and emotions impact people’s behavior, let alone a great amount of social and cultural norms and conventions to be considered. Without such mind-reading skills you might feel like an ‘anthropologist on Mars’ (a phrase coined by Temple Grandin, a Professor of animal science and a person with autism, when describing the situation of dealing with other people, cf. [15]). Human-human interaction is multi-modal, involving not only verbal language, but a rich body language, gestures etc., many of these expressed in a subtle and unconscious manner. Human evolution and development has tuned

our perceptual and cognitive system to perceiving a multitude of social cues. Different from how we deal with physical objects, we develop into skilled mindreaders during our first four years of childhood, learning to predict and interpret human behavior in terms of mental states. Deficits in mind-reading skills, as they have been shown in people with autism, make people's social behavior, from the perspective of a person with autism, widely unpredictable. Different from human beings, interactions with robots can provide a simplified, safe, predictable and reliable environment where the complexity of interaction can be controlled and gradually increased. Similarly, psychological studies have shown that children with autism prefer simple toy designs and predictable environments (e.g [14]) that can provide starting points for therapeutic intervention where the complexity of the therapeutic toys can be slowly increased.

The work reported in this paper is part of the Aurora project [2]. A core aim in our studies is to investigate if and how simple imitation and turn-taking games with a robot can encourage social interaction skills in children with autism. Specifically, we consider the robot's role as an object of shared attention, encouraging interaction with peers (other children with or without autism) and adults. Humanoid as well as non-humanoid robots have been used in our previous studies ([51], [50], [41], [6], [8], [49], [7], [36]). Quantitative and qualitative techniques for evaluating interactions of single children with autism with a mobile robot were presented e.g. in [50], [10], [49]. Also, a comparative study was carried out in order to compare the impact of the robot with a non-robotic toy. The statistical analysis of behavioral observations revealed that children with autism directed significantly more eye gaze and attention towards the robot, supporting our hypothesis that the robot represents a salient object suitable for encouraging interaction. In a later study with pairs of children with autism [51] Werry *et al* illustrated the robot's ability to provide a focus of attention, and shared attention (see figure 1, right photo). The robot's role as a *mediator* became clearly apparent in how the children interacted with other people present in the same room, including child-teacher, child-investigator and child-child interactions. The robot's role of a mediator emphasizes that our primary aim is not to replace, but to *facilitate human contact*. Recent work by Robins *et al*. [39] showed how a small humanoid robot can provide an enjoyable focus of (joint) attention that can reveal communicative and social competencies of children with autism, cf. figure 1 (middle and left photo). Here, the robot served as a salient object mediating joint attention between the children and an adult. Furthermore, this work highlighted the fact that the skilful interaction on the part of the children occurred not just in the presence of the robot, but was specifically concerned with features of the robot's behavior (the autonomous and predictable pattern of moving head and limbs).



Figure 1: Robots as social mediators in the Aurora Project's trials. Right: a pair of children with autism both attracted by the mobile robot [51]. Here, three pairs were studied in total. The children were paired by the teacher's according to their level of social skills. These two boys were the least social. Nevertheless, the robot provided a salient object that lead to competition for access to the robot. Thus, the children, driven by their strong interest in the robot, were required to acknowledge each other and coordinate their behaviour. To our knowledge this was the first study aimed at investigating the potential use of robots as social mediators. Middle and Left: Scenes from the trials discussed in this paper, showing child-child as well as child-carer interaction in situations where the robot's movements provided salient stimuli and a focus of attention.

In other work carried out as part of the Aurora project we identified the need for robots to recognize different interaction styles and to adapt to individual behavior of children cf. preliminary work with typically developing children reported in [41].

A precursor of the work presented in this paper is the study conducted by Dautenhahn and Billard [7] who reported a first set of trials with 14 children with autism interacting with a humanoid robotic doll called Robota. The central theme of these trials was imitation games between the robot and the children. A computational vision system analyzed gross arm movements of the children that in turn could trigger the robot to imitate the child. Also, Robota performed movements on its own in order to encourage the children to mirror the robot's movements. It was thus hoped to initiate imitative interaction games between Robota and the children. However, the results were inconclusive, and we identified a number of drawbacks in the original setup. Firstly, the set up required the children to sit still at a table, facing the robot, and to move their arms in a very distinct manner, due to limitations of state of the art vision systems that cannot identify subtle movements. Secondly, the children's participation in the interaction games substantially depended on explicit encouragement by a teacher who sat next to them (see figure 2). Overall, our experiences showed that the particular set up did *not* seem to facilitate the emergence of *spontaneous*, *proactive*, and *playful* interaction games. Lastly, in these previous trials each child was only exposed once to the robot, a situation where accidental parameters can potentially have a significant effect on the interactions observed. A small number of exposures to the robot is also not likely to give any indications with regards to any therapeutic or educational effects.



Figure 2: Examples of trials from an early study with Robota [7]. In order for the robot to detect vertical arm movements performed by the children with autism a very restricted setup had to be used where the children needed to stay very close to the robot. The robot could only detect gross arm movements. It was observed that the children needed a lot of encouragement from the teacher. Teacher-child interactions were less playful and more instruction oriented. In order to provide a more naturalist setting for playful interactions we decided for future studies to use the robot remotely-controlled by the experimenter who had extensive experience in behaviour observation and could easily identify and respond to even subtle movements of the children who could be located anywhere in a large room.

Based on the initial set of trials, for the purpose of the present study we therefore decided a) to use a much more unconstrained set up, posing only very few constraints on the children's behaviors and postures that are allowed during the interactions, b) to pursue a longitudinal study and expose each child a number of times to the robot, and c) to reduce the intervention of carers so as to focus on spontaneous and self-initiated behavior of the children.

2 Research Hypothesis

The primary aim of this paper is to investigate to what extent repeated exposure to a humanoid robot, over a long period of time, has an impact on basic social interaction skills in children with autism. We hypothesize that repeated exposure to an interactive small humanoid robot will

increase basic social interaction skills. Also, varieties of interactions that can be observed will be documented.

2.1 Longitudinal Research

As mentioned above, the longitudinal repeated measure design reduces the influence of variables that could lead to ‘accidental outcomes’, because the same subjects are used. For example, we noticed that unplanned changes in the schedule of activities prior to a trial, such as canceling the school’s assembly, can significantly affect the children’s behavior because of the change to their routine. Also in longitudinal studies there are fewer cases of random variation to obscure the effects of the experimental conditions.

It is very common in therapy to design programs of intervention/treatment to take place over a period of a year or longer, where, for example, 50 or more sessions of Art Therapy are not unusual [13], or in Dance Movement therapy e.g. [42],[1] where case studies show that it might take six months or more for the first breakthrough in the interaction between the therapist and an autistic child to occur.

Similarly, in education there is increasing use of the Qualification and Curriculum Authority’s (QCA’s) P-scales assessment method [35] to assess pupils’ performance and to support monitoring of progression and target setting for pupils with learning difficulties. This is usually done once a year and although in many cases the pupils move up a level at the end of a year, often pupils show very slow progress in some developmental areas and stay at the same level for more than a year, simply covering more ground at that level.

A common approach in therapy involves the therapist gradually attuning to the client. This slow process reduces anxiety and distress levels and allows the gradual development of the therapeutic relationship. For these reasons, and because of the long term projection that is used in education, we designed our trials to take place over a longer period of time. On the one hand we aimed at minimizing the anxiety and distress the autistic children might find themselves in, caused by a change of routine, being in a novel situation with a new and unusual toy (the robot), and a new person (the investigator). On the other hand we wanted to allow enough time for the children to use any interaction skills they might already possess (e.g. eye-contact, turn-taking, imitation), in a reassuring environment, where the predictability and repetitiveness of the robot’s behavior is a comforting factor. Furthermore, we intended to allow enough time and opportunity for the children to improve their social interaction skills by attempting imitation and turn-taking games with the robot while slowly increasing the unpredictability of the robot’s actions.

We also wanted to be able to monitor the children’s reaction to different appearances of the robot. In a previous study where children with autism played with different non-robotic toys it has been shown that the children approached social objects more readily if they were simple in appearance [14]. In our investigation into the effects of the robot’s design, we first conducted a preliminary study with a life size ‘Theatrical robot’ (i.e. a person who was dressed and acted like a robot). Results of this study showed that the children responded notably more socially towards the life-size robot when it had a plain/robotic appearance as compared to an appearance with full human features (see figure 3, left). Encouraged by these results, we monitored the children’s reactions to our small humanoid robot’s appearance. This involved two different appearances of the robot, namely a ‘pretty girl doll’ as opposed to plain clothing with a featureless head. Figure 3 (right) illustrates these trials. The results of the trials indicated that *initially* the children showed preference for interaction with the robot with its plain robotic appearance over the ‘pretty doll’ appearance, although over time during the longitudinal study, they became accustomed to both appearances of the robot. (For completeness purposes, details

of all robot appearances used in the trials can be found in appendix B. A detailed comparison of these two experimental conditions with the ‘theatrical robot’ and with the humanoid robot can be found in separate publications i.e: [38] and [37] respectively).



Figure 3: Appearances of the Theatrical Robot (left) and of the Humanoid Robot (right), cf. Robins et al. [38],[37]. Left: pro-active behaviour towards a mime artist dressed up as a robot, followed by a photo showing the aversive or ‘alof’ reactions towards the same person in his normal clothing, a reaction typical of how children with autism react towards strangers. Right: The photos show pro-active behaviour towards the robotic doll with a plain dress, as opposed to the reactions towards the same robot in a ‘pretty girl dress’.

Overall, this approach has been designed to allow the children to have unconstrained interaction with the robot with a high degree of freedom, on their terms to begin with (providing it is safe for the child and safe for the robot), as can be seen in appendix A. This approach has also been designed to build a foundation for further possible interactions with peers and adults using the robot as a mediator [51], [39].

3 The Trials

The trials took place in Bentfield Primary school in Essex, UK, a mainstream school with approximately 220 typically developing pupils. The school also has an Enhanced Provision unit to cater for nine pupils with various learning difficulties and physical disabilities. These pupils, each accompanied by a carer, pursue their own unique curriculum and are integrated in the mainstream classes, according to their age group. They participate in any class activity that they are able to.

3.1 The Set Up

The trials were conducted in the Light & Sound room at the school. This is a familiar room for the children, as they often use it for various activities. The Light and Sound area, which is an extended part of the room, was closed off by a curtain leaving a large empty area of approximately 5.5m x 4.5m, with a carpeted floor. The room had one door and several windows overlooking the school playgrounds.

The robot was connected to a laptop and placed on a table against the wall at one side of the room. Two stationary video cameras were placed in the room, one at the side to capture the area in front of the robot and the children when approaching the robot, and the other camera placed behind the robot to try and capture the facial expressions of the children as they interacted with the robot in close proximity. We felt that having manned cameras (with yet more adult strangers in the room) would be too intrusive and would cause additional stress to the children. However, despite having two cameras in most of the trials, there were periods of time when the children moved outside the range of the cameras, as the nature of the trials gave them the freedom to move around in the large room.

3.2 The Robot

The robot used in these trials is Robota – a 45 cm high, humanoid robotic doll (see figure 4). The main body of the doll contains the electronic boards (PIC16F870, 4MHz and 16F84,

16MHz) and the motors that drive the arms, legs and head giving 1 DOF (degree-of-freedom) to each. The robot also has the capability to be connected to various sensors such as infrared emitters/ receivers, light detectors and more, which were not used in these trials. The arms, legs and head of the robot are plastic components of a commercially available doll. The robot can react to touch by detecting passive motion of its limbs and head through its potentiometers. For a complete description of Robota see [4].

Robota is connected through a serial link to a PC and can use speech synthesis, speech processing and video processing of data from a quick-cam camera. Using its motion tracking system, Robota can copy upward movements of the user's arms, and sideways movements of the user's head when the user sits very still and close to the robot, looking straight at it, engaging in turn-taking and imitation games with the robot. Machine learning algorithms allow Robota to be taught e.g. a sequence of actions as well as a vocabulary.



Figure 4: The robot in its two different appearances (the centre figure shows the 'undressed' version revealing the robotic parts that control its movement)

Robota had originally been developed as a robotic toy that supports a rich spectrum of multi-modal interactions with typically developing children, involving speech, music and movements. However, many behavioral qualities that are required in situations of social interaction are less natural to children with autism. Such qualities would include: being still, having a long enough focus of attention, and maintaining gaze on another's face. These are advanced tasks for children with autism to perform as it lies directly in one of the main areas of their impairment – communication and social interaction. Therefore, in the current trials, Robota's features of speech processing, motion tracking, and learning were not used. As explained above the trials are designed to be unconstrained, with minimal structure, to allow the children to have the greatest degree of freedom. Possibly other features of Robota could be used in future experiments where we will slowly introduce more structure and complexity into the trials, allowing the children time to build their confidence and increase their social interaction skills according to their abilities.

In the current set of trials, the robot has been programmed to operate in two basic modes:

- a) as a 'dancing toy' where it moved its arms, legs and head to the beat of pre-recorded music. We used three types of music – children's rhymes, pop music and classical music, following the teacher's advice as to the children's liking.
- b) as a puppet, whereby the investigator is the puppeteer and moves the robot's arms, legs or head by a simple press of buttons on his laptop (this approach is related to the Wizard-of-Oz technique used in human-computer interaction (HCI) and more recently in human-robot interaction (HRI) research, e.g. [24], [20].

3.3 The Children

Four autistic children age 5-10 from the Enhanced Provision unit at Bentfield primary school were selected by their teacher to participate in the trials. Each child participated in as many trials as was possible during that period (nine trials each on average). The children are:

E.M. – Age 5, in the Reception class. E.M. uses only two or three words but is beginning to communicate using the Picture Exchange Communication System (PECS).

B.B. – Age 6, in year one. B.B. has some limited verbal expression which he uses to express some needs, likes and dislikes. He understands simple directions associated with routines.

B.S. – Age 10, in year 5. B.S. has autism combined with severe learning difficulties. He has no verbal language and uses symbols and signs to make choices and to express basic needs. He will generally have a go at whatever task he is presented with unless he is feeling unwell when his behavior deteriorates.

T.M. – Age 10, in year 5. He has verbal language which he may use to express needs but often elects not to do so. He can be very difficult to motivate and it is sometimes very difficult to channel his attention towards a particular task

Once a year the school assesses the pupils' performance using the QCA's P-scale method. It is important to view the children's behavior during the trials in the context of their personal development level which was assessed by their teacher six months prior to the trials.

According to the assessment of their personal and social development level, in the subject of attention, E.M and B.B have been assessed at a level where they pay rigid attention to their own choice of activity, and are highly distractible in activities or tasks led by others. B.S and T.M have been assessed at a level where they can attend to an adult directed activity but require one-to-one support to maintain their attention. In the area of interacting and working with others, E.M. was assessed at a level where he engages in solitary play or work and shows little interest in the activities of those around him. B.B, B.S. and T.M. were assessed at a level where they might take part in work/play with one other person and take turns in simple activities with adult support.

3.4 Trial Procedures

Before each trial, the robot was placed on a table ready to start with a click of a button from the laptop. The investigator was sitting next to this table operating the laptop when necessary. The cameras, operated by a remote control, were set to 'standby' mode ready to record.

The children were brought to the room by their carer, one at a time. Each trial lasted as long as the child was comfortable with staying in the room. The trials stopped when the child indicated that he wanted to leave the room or if he became bored after spending 3 minutes already in the room. The average duration of trials was approximately three minutes. A few of the trials lasted up to five minutes, a few others were just under three minutes, and two ended very shortly after they started when the children left the room after 40 and 60 seconds.

The trials were designed to progressively move from very simple exposure to the robot to more complex opportunities for interaction. There were three phases to this:

Setup A - During the first three trials, the robot was placed inside a large open box painted black inside, similar to a puppet-show setting (see figure 5 left). At this stage in the trials the robot was operating in its 'dancing' mode moving its limbs and head to the rhythm of pre-recorded music. This was simply intended to attract the children's attention to the robot. The children mostly watched while sitting on the floor or on a chair but occasionally left the chair to interact with the robot more closely, (watching closely, touching etc).

This section of the trials was designed mainly for the children to familiarize themselves with the robot (a new toy) and so the carer gave no instructions or tasks for the children to do, simply minimal verbal encouragement if and when this was needed (e.g. 'look, there, what is it?' etc). The children were left to do what they chose to do. The carer and the investigator were generally only observing, intervening only if the child was about to harm the robot (i.e. pushing

/pulling the robot's limb using excessive force). The investigator did not initiate communication or interaction with the child, but did respond when addressed by the child.

Setup B - In later trials, the box was removed, the robot was placed openly on the table and the children were actively encouraged to interact with the robot. In this stage the carer introduced physical encouragement, standing with the child near the robot and moving the child's limbs to show him how the robot could imitate his movement (see figure 5 centre). The children could then continue the interaction with the robot on their own. In this situation the robot was operating in its 'puppet mode', where the investigator as puppeteer caused the robot to accurately respond to the child's arm, leg and head movements (even when the child was not facing the robot directly or was not in close proximity to the robot). Note, that the investigator's control of the robot was hidden from the children.

Setup C - In the last couple of trials, whenever possible, the children were not given any instructions or encouragement to interact with the robot, and were left to interact and play imitation games on their own initiative if they chose to do so. On these occasions the robot was operated as a puppet by the investigator again. The investigator was able to recognize even subtle expressions of the child and to quickly respond to the child's movements, and also to introduce further complexity of turn-taking and role-switch into the simple imitation game.



Figure 5: The three phases of the trials: setup A -left, setup B -middle, setup C -right.

4 Interaction Profile Analysis

In our trials we defined four elementary behavior criteria that we evaluated throughout the period of trials, based on the video footage. These behaviors were:

- a. Eye Gaze (when directed at the robot)
- b. Touch (when the child touched any part of the robot)
- c. Imitation (this included direct imitation of the robot's movements, delayed imitation and response to the robot's movement, and attempted imitation of the robot's movement)
- d. Near (this included the child approaching the robot and staying in close proximity to the robot regardless of the child's other behaviors)

Quantitative and qualitative analysis of the data creates an interaction profile⁴ for each of the children we worked with.

4.1 Quantitative Analysis

The video data from each and every trial for a given child was segmented into one second intervals. The trials were coded by scoring the above defined elementary behaviors every second of the trial, cf. [45], [10]. The scores for each trial were then summed up and yielded the total number of occurrences of each behavior during a specific trial and the total duration the

⁴ We would like to thank an anonymous reviewer for suggesting the term interaction profile analysis.

child was engaged in each behavior during that trial. The trials varied in duration, therefore the duration of a behavior was standardized by expressing it as a proportion of the trial duration. To verify the reliability of the coding of the children’s various behaviours and to ensure interrater reliability, a subset (10%) of the trials’ video data for each of the children, randomly selected, was coded independently by a second researcher. The average percentage of agreement between the two observers for the predefined elementary behaviours of the children was 96. This level of percentage of agreement between observers is commonly thought to be ‘good’. In order to check the reliability of our scoring we used Cohen’s kappa coefficient. A value of .60 or higher is generally considered sufficient to indicate that chance alone is not accounting for the agreement. Some researchers, as described in [3], are going further and characterise kappas of .40 to .60 as fair, .60 to .75 as good, and over .75 as excellent. The kappa scores obtained in our test of the subset of trials for the four children were on average .79 (.74 for B.B, .78 for B.S, .83 for T.M, and .84 for E.M).

4.1.1 Results and Discussion

The data analysis produced various graphs showing changes in the children’s behavior (during child-robot interaction) over a period of time. For each child we followed the trend of each of their behavioral criteria from day one, when the first trial took place, to day 101 when the last trial was conducted.

The graphs in figures 6 & 7 show the changes in behaviour for each of the children during the period of the longitudinal study. Figure 6 (left) shows that the values for the behaviors of Touch, Imitation and Near all increase considerably towards the later trials, i.e. from day 92 onward. For Eye Gaze the highest scores occur during the first two trials on day 1 and day 8. This could be attributed to the novelty of the situation and due to the fact that the carer decided to offer the child a chair to sit in front of the robot to watch this new toy. Naturally, a high score for Eye Gaze can be expected in this situation. However if we disregard these first two trials, we notice that the trend for Eye Gaze, too, increases from the third trial onwards, resulting in a relatively high score on the last trial on day 101.

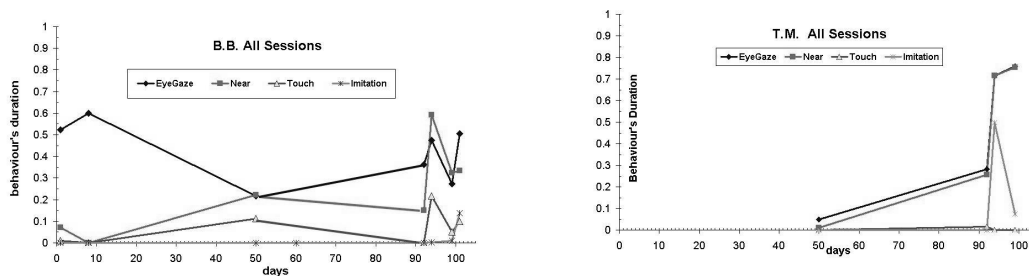


Figure 6: Scores for the four behavioral elements of the subjects B.B (left) and T.M (right).

Figure 6 (right), which shows the behavior of T.M. during the trials, demonstrates a considerable increase of the scores for Near, Eye Gaze and Imitation toward days 92 and 94. Touch, although with a very low score, also occurred only on day 92.

When interpreting the graphs, it is important to remember that autism, being a spectrum disorder, can occur to a different degree and in a variety of forms. Furthermore, the children that took part in the trials are of a different ages and of different levels of development. Therefore, these graphs can give only a very general view of what it might be possible to achieve with

some children with autism. As stated earlier, it is important to view the children's behavior during the trials in the context of the assessment of their personal and social development level which brought other influences to the trials, such as having a chair to sit on in early trials, or a constant encouragement the child needed to receive from his carer in order to remain focused.

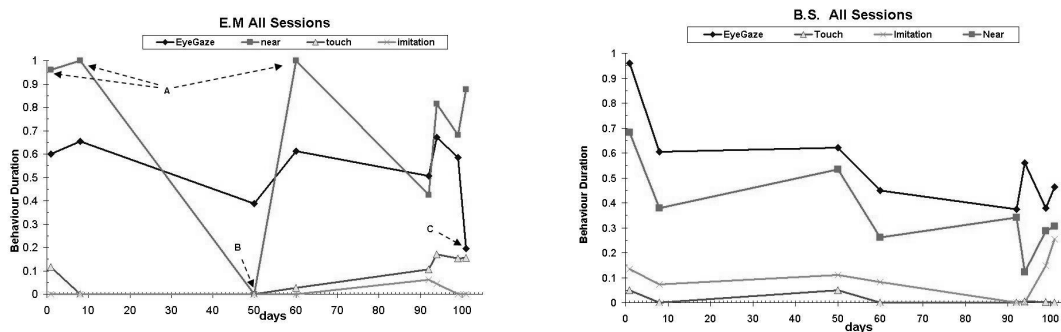


Figure 7: Scores for the four behavioral criteria during all the trials that E.M. (left) and B.S. (right) participated in

Figure 7 (left) shows the behavior of E.M. during the trials. E.M., being only 5 years old, is highly distractible in activities or tasks led by others (see assessment above) and during the familiarization phase of the trials he needed constant encouragement from his carer to remain focused. Point A in the graph above refers to trials 1, 2, and 4 where the carer placed a chair next to the robot, for E.M. to sit on and watch the robot, hence the very high score in the *Near* criterium. During the third trial (point D- day 50), E.M. was sitting on the carer's lap throughout the trial and as the carer herself was sitting some distance away from the robot, the score for E.M. for *Near* equals zero. Point C marks a considerable drop in eye-gaze towards the robot. However, it highlights again the need to view the results in the context of what actually happened in the trial itself. In this trial, once the long period of familiarization was passed, E.M. surprised the carer and experimenters involved: he initiated a long interaction with the investigator, using the robot as an object of shared attention. E.M. showed at this point unexpected communicative skills (described in a separate publication [39]) and the whole episode with this particular child gave very positive indications as to the possible role of the robot as a mediator in interactions between autistic children and other people.

As the children differed in their personal development level, for some the main interactions with the robot were by means of eye gaze or touch only. Developmentally, according to their teacher, it was too early for the younger children E.M. and B.B. to comprehend imitation. For others imitation was an achievable goal after the period of familiarization and learning (this applies to B.S. & T.M. – the older boys) while touch did not play a major part in their interaction with the robot. An example of this can be seen in figure 7 (right). B.S. touches the robot only rarely. He rather explored the new 'toy' in his own way, walking freely in the room, approaching and walking away from the robot frequently in each trial. In one trial he even performed what seemed to be a 'dance', directed at the robot. (see figure 10 and description below). However his main achievement was that the longitudinal approach allowed him enough time to get familiar with the robot, to learn imitation games, and to engage with the robot *on his own initiative* (as can be seen in the graph for the behavioral criteria of *Imitation*).

The data also allowed us to monitor each behavioral element separately, over the whole period of the trials, across all the children. The graphs in figure 8 show examples of these results. As it becomes clear from the discussion above, even when a larger sample size of children had been available, averaging behavior scores across children is not appropriate in this study.

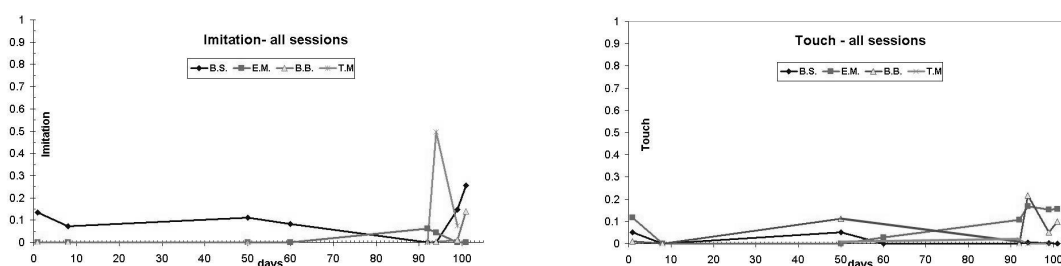


Figure 8 (left) shows the trend of Imitation scores as it appeared in all children throughout all the trials with a visible increase at the end of the trial period – from day 92 onwards. The figure on the (right) shows the scores for Touch that increase for some of the children in the last trials, days 92 – 101.

4.2 Qualitative Analysis

As stated earlier, one of the overall questions that we are investigating within this project is whether exposure to and interaction with the robot can help to increase the autistic child's social interaction skills using imitation and turn-taking games for this purpose. During the analysis of the video recordings of this set of trials we noticed several occasions in which the children also interacted with the adults in the room (i.e. their carer, or the investigator). Sometimes this occurred in relation to the robot, when the robot acted as a mediator or an object of shared attention, but at other times these interactions were not robot related. To understand the events that take place in such interactions requires attention to the autistic child's activities in their interactional context. The quantitative analysis alone, based on the frequency and duration of the basic behaviors, cannot reveal some important aspects of social interaction skills (imitation, turn-taking, role-switch) and the communicative competence that the autistic children showed during the trials.

4.2.1 Results and Discussion

A comprehensive qualitative analysis of some of those segments of the trials where the children showed such interaction skills and communicative competence is being discussed in a separate publication [37]. However, the following gives a description of a very short segment (duration of 32 seconds) taken from one child's trial on the second to last day, which reveals such interaction skills:

- | <u>Action</u> | <u>Response</u> |
|-----------------------------|------------------------------------|
| 1. Robot raises left arm – | Child mirrors and raises right arm |
| 2. Robot raises left arm – | Child mirrors and raises right arm |
| 3. Robot raises left arm – | Child mirrors and raises right arm |
| 4. Robot raises right arm – | Child mirrors and raises left arm |

5. Robot raises right arm – Child mirrors and raises left arm
6. pause (under 1 sec)
7. Child raises right arm – Robot mirrors and raises left arm
8. Robot raises left arm – Child starts to raise left arm, quickly drops it and raises right arm
9. Child raises left arm – Robot mirrors and raises right arm
10. Robot turns head to the right – Child mirrors and turns head to left
11. Robot turns head to the right – Child mirrors and turns head to left
12. Child shakes head up and down – Robot turns head to left.
13. child pauses
14. Robot raises right arm – Child starts to raise right arm, quickly drops it and raises left arm

We can see that during this segment the child showed the following social interaction skills: a) straightforward imitation of various body parts' movements (lines 1-5, 9-11,14), b) the child realized when he made a mistake in imitation and corrected himself (lines 8, 14), c) the child initiated interaction as part of the imitation and turn-taking game without any pre-determined cue thus causing a role-switch (lines 7,9), and d) the child tried to initiate interaction using a new movement – shaking the head up and down. The child indicated a comprehension that this movement is beyond the robot's capability and so moved on without insisting on that movement (line 13).

5 Conclusion

This paper presented a novel study of longitudinal research on the exposure of a humanoid robot to children with autism. Relatively little work has been done on using autonomous robots in autism therapy, cf. [10] for a comprehensive overview on related work. Usually the same children are only exposed once, or a few times to a robot. In contrast, our current approach of repeated trials over a long period of time allowed the children time to explore the interaction space of robot-human, as well as human-human interaction. We found supporting evidence for our initial hypothesis, namely that repeated exposure to an interactive small humanoid robot will increase basic social interaction skills in children with autism.

In some cases the children started to use the robot as a mediator, an object of shared attention, for their interaction with the teachers, carers and the investigator (cf. [51],[39],[36]). Furthermore, once they have become accustomed to the robot, in their own time and on their own initiative, they all opened themselves up to include the investigator in their world, interacting with him, and actively seeking to share their experience with him as well as with their carer. In figure 9, the photo on the right, taken from a trial conducted during the longitudinal study, is a still shot taken out of a sequence where, for the first time, the child acknowledged the presence of the investigator (in prior trials the child completely ignored him) and came and sat on the investigator's lap for few moments before standing up and moving towards the robot whilst holding the investigator's hand. It is important to note that the investigator did not initiate any part of this interaction. The photo on the left, from a trial that took place during an extension to the study, some months later, depicts a moment when the child (who has very limited verbal communication skills) turned his head toward his carer and said: "toy fun...fun...fun".



Figure 9: autistic children sharing with an adult their experience with the robot

We believe that this sharing of experiences is an important aspect of the work, since the *human contact* gives *significance* and (emotional, intersubjective) *meaning* to the experiences with the robot.

The approach of repeated exposure of the children to the robot over a long period, in a stress free environment, with a high degree of freedom, allowed the children, as hoped, to have unconstrained interactions which facilitated the emergence of spontaneous, proactive, and playful interactions. In Figure 10 below, we can see how B.S, during the last trial of the original longitudinal study was encouraged to respond to the robot’s movements with what looks like a dance of his own (“he is dancing to the robot” said the carer). At the end of that session, when it was time to leave the room, B.S (who has no language skills at all) surprised his carer by turning and walking towards the robot making his own unique ‘goodbye’ sign with his hand (see figure 11) The carer made a point that this was a significant act and should be noted in his monitoring book.



Figure 10: B.S responding to the robot’s movement with a ‘dance’ of his own.



Figure 11: B.S says ‘goodbye’ to the robot

It is not clear yet whether any of the social and communicative skills that the children exhibit during interaction with the robot would have any lasting effect and whether they could be generalized and used in the children’s day to day life outside the trials scenario. More longitudinal studies are required, together with continued monitoring of the children in their classroom and home environments. However it is interesting to note that when this study was extended 6 months later, to continue the investigation on the effect of the robot’s appearance, B.S responded in one of the trials with a similar dance towards the robot (see figure 12), a behavior that, according to his carer, he generally does not exhibit.



Figure 12: Six month later, B.S respond to the robot's movement with a dance similar to the dance performed previously. It is difficult to interpret this single observation. One might speculate whether B.S. remembers the earlier interactions with the robot, and whether his very particular 'dance' could represent a means of attempted (non-verbal) communication with the robot.



Figure 13: A child with autism playing with a mobile robot used in the Aurora project. Different from interactions with Robota, small mobile robots encourage unconstrained full body interactions, movements in space, and touch.

Future work will continue the development of new interaction games with Robota as well as with other robots that we are using, including a mobile robot (cf. figure 13). We will further investigate the role of the robots as social mediators encouraging the interaction of autistic children with other humans (e.g. peers and adults). Encouraging social interaction skills in children with autism is a challenging aim addressing deep issues into the nature of social interaction, social relationships and the 'meaning' of human-human contact. Studying robotic assistants in this domain adds an additional level of complexity. However, in our view the potential benefits could justify these efforts. For example, a robotic assistant could at least partially relieve carers or parents of intensive one-to-one sessions with a child with autism. It would allow the adults to take a perspective where they can decide to observe and monitor the children's play behavior and possible progress. Also, in the role of a mediator, the robot might facilitate adults' participation in the otherwise often solitary play of children with autism. Last but not least, specific therapeutic goals could be systematically addressed with a programmable robotic assistant, e.g. imitation or joint attention. Robots to be used for such purposes would need to be very robust and easily re-programmable by parents and teachers without extensive computer science or robotics training, and the robot would have to be affordable. However, taking it one step at a time, we are currently focusing on providing evidence for a positive role of robots in therapy and education of children with autism.

Acknowledgements

We are grateful to the teaching staff, parents, and children at Bentfield Primary school where the main study reported in this paper was carried out. Many thanks to the headteacher, Mr. Draper, for his continued support. Previous trials mentioned were conducted with the support of the carers and teachers at Colbrook School and Radlett Lodge School. We would like to thank three anonymous reviewers for very constructive and helpful comments on an earlier version of this manuscript.

References

1. Adler J (1968) *The Study of an Autistic Child*. proceeding of the 3rd annual conference of the American

Dance Therapy Association. Madison, Wis.

2. AURORA (2004) URL: <http://www.aurora-project.com> last accessed 25th July.
3. Bakeman R (1986) *Observing interaction: an introduction to sequential analysis*, Cambridge University Press.
4. Colby K, Smith D (1971) Computers in the treatment of non speaking autistic children. *Current Psychiatric Therapies* 11:1-17.
5. Costonis M (1978) *Therapy In Motion*. Urbana, University of Illinois Press.
6. Dautenhahn K (1999) Robots as social actors: Aurora and the case of autism. Proc. CT99, The Third International Cognitive Technology Conference, August, San-Francisco, p 359-374.
7. Dautenhahn K, Billard A (2002) Games Children with Autism Can Play With Robota, a Humanoid Robotic Doll. In Keates S, Langdon PM, Clarkson PJ, Robinson P (eds): *Universal Access and Assistive Technology*. London, Springer-Verlag, p 179-190.
8. Dautenhahn K, Werry I (2000) Issues of robot-human interaction dynamics in the rehabilitation of children with autism. *Proc. From Animals to Animats*, The Sixth International Conference on the Simulation of Adaptive Behavior (SAB2000). 11 - 15 September 2000. Paris, France, p 519-528.
9. Dautenhahn K, Werry I (2004) Towards interactive robots in autism therapy: Background, motivation and challenges. *Pragmatics and Cognition* 12(1):1-35.
10. Dautenhahn K, Werry I, Rae J, Dickerson P, Stribling P, Ogden B (2002) Robotic playmates: Analysing interactive competencies of children with autism playing with a mobile robot. In Dautenhahn K, Bond A, Canamero L, Edmonds B (eds): *Socially Intelligent Agents - Creating Relationships with Computers and Robots.*, Kluwer Academic Publishers, p 117-124.
11. Dawson G, Adams A (1984) Imitation and social responsiveness in autistic children. *Journal of Abnormal Child Psychology* (12):209-226.
12. Druin A, Hendler JA (2000) *Robots for kids: exploring new technologies for learning*. San Francisco, Morgan Kaufmann.
13. Evans K, Dubowski J (2001) *Art therapy with children on the autistic spectrum: beyond words*. Philadelphia, PA, Jessica Kingsley Pub.
14. Ferrara C, Hill SD (1980) The responsiveness of autistic children to the predictability of social and non-social toys. *Autism and Developmental Disorders* 10(1):51-57.
15. Grandin T (1995) *Thinking in Pictures*. New York, Doubleday.
16. Hames JG, Langdell T (1981) Precursors of symbol formation in childhood autism. *Journal of Autism and Developmental Disorders* 11:331-344.
17. Hershkowitz V (1997) How adults with autism utilized their computers. *Advocate - Newsletter of the Autism Society of America, Inc.* Nov-Dec)
18. Hershkowitz V (2000) Computer based therapy for individuals with autism. *Advance Magazine*, January 10,
19. Howlin P, Baron-Cohen S, Hadwin J (1999) *Teaching Children with Autism to Mind-read*. New York, John Wiley and Sons.
20. Hüttenrauch H, Green A, Norman M, Oestreicher L, Eklundh KS (2004) Involving Users in the Design of a Mobile Office Robot. (2):113-124.
21. Jordan R (1999) *Autistic spectrum disorders: an introductory handbook for practitioners*. London, David Fulton.
22. Kalish B (1968) Body movement therapy for autistic children. proceeding of the 3rd annual conference of the American Dance Therapy Association. Madison, Wis.
23. Levy FJ (1988) *Dance/Movement therapy: a healing art*, American Alliance for Health Physical Education Recreation and Dance.
24. Maulsby D, Greenberg S, Mander R (1983) Prototyping an intelligent agent through Wizard of Oz. ACM SIGCHI Conference on Human Factors in Computing Systems, Amsterdam, ACM Press, p 277-284.
25. Meltzoff A, Gopnik A (1993) The role of imitation in understanding persons and developing a theory of mind. In Baron-Cohen S, Tager-Flusberg H, Cohen D (eds): *Understanding other minds: Perspectives from autism*, Oxford University Press., p 335-366.
26. Michaud F, Théberge-Turmel (2002) Mobile robotic toys and autism: Observations of interactions. In K. Dautenhahn, A. Bond, Canamero L, Edmonds B (eds): *Socially Intelligent Agents- Creating Relationships with Computers and Robots. Boston, Dordrecht & London, Kluwer Academic Publishers*, p 125-132.
27. Moor D (1998) Computers and people with autism. *Communication*:20-21.
28. Murray D (1997) Autism and information technology:therapy with computers. In Powell S, Jordan R (eds): *Autism and learning: a guide to good practice*. London, David Fulton Publishers, p 100-117.
29. Nadel J, Guerini C, Peze A, Rivet C (1999) The evolving nature of imitation as a format of communication. In Nadel J, Butterworth G (eds): *Imitation in Infancy*, Cambridge University Press, p 209-234.

30. NAS (2004) National Autistic Society UK, url: <http://www.nas.org.uk>, last accessed 25/07/04.
31. Papert S (1980) *Mindstorms: children, computers and powerful ideas*, Basic Books. NY.
32. Parsons S, Beardon L, Neale HR, Reynard G, Eastgate R, Wilson JR, Cobb SV, Benford SD, Mitchell P, Hopkins E (2000) Development of social skills amongst adults with Asperger's Syndrome using virtual environments: the 'AS Interactive' project. In Sharkey P, Cesarani A, Pugnetti L, Rizzo A (eds): Proc. The 3rd International Conference on Disability, Virtual Reality and Associated Technologies, ICDVRAT 2000, 23-25 September 2000, Alghero, Sardinia, Italy, p 163-170.
33. Payne H (1990) *Creative movement and dance in groupwork*, Winslow Press.
34. Powell S (1996) *The use of computers in teaching people with autism. Autism on the agenda: papers from a National Autistic Society Conference*. London.
35. QCA (2004) *The qualifications and Curriculum Authority*. url: http://www.qca.org.uk/ca/foundation/profiles.asp#p_scales Last accessed July 25th.
36. Robins B, Dautenhahn K, Boekhorst Rt, Billard A (2004) Effects of repeated exposure of a humanoid robot on children with autism. In Keates S, Clarkson J, Langdon P, Robinson P (eds): *Designing a More Inclusive World*. London, Springer Verlag, p 225-236.
37. Robins B, Dautenhahn K, Boekhorst Rt, Billard A (2004) Robots as Assistive Technology - Does Appearance Matter? proc. 13th IEEE International Workshop on Robot and Human Interactive Communication - RO-MAN, Kurashiki, Japan, 20-22 September 2004.
38. Robins B, Dautenhahn K, Dubowski J (2004) Investigating Autistic Children's Attitudes Towards Strangers with the Theatrical Robot-A New Experimental Paradigm in Human-Robot Interaction Studies? proc. 13th IEEE International Workshop on Robot and Human Interactive Communication - RO-MAN, Kurashiki, Japan, 20-22 September 2004.
39. Robins B, Dickerson P, Stribling P, Dautenhahn K (2004) Robot-mediated joint attention in children with autism: A case study in a robot-human interaction. *Interaction studies: Social Behaviour and Communication in Biological and Artificial Systems*, John Benjamins Publishing Company, Amsterdam 5:2:161-198.
40. Rogers SJ, Pennington BF (1991) A theoretical approach to the deficits in infantile autism. *Development and Psychopathology* 3:(137:162).
41. Salter T, Te Boekhorst R, Dautenhahn K (2004) Detecting and analysing children's play styles with autonomous mobile robots: A case study comparing observational data with sensor readings. *Proc. of The 8th Conference on Intelligent Autonomous Systems (IAS-8)*, 10-13 March. Amsterdam, The Netherlands, IOS Press.
42. Siegel EV (1984) *Dance-movement therapy: mirror of our selves: the psychoanalytic approach*, Human Sciences.
43. Strickland D (1996) A virtual reality application with autistic children. *Presence: Teleoperators and Virtual Environment* 5(3):319-329.
44. Strickland D (1998) *Virtual reality for the treatment of autism*. In Riva G (ed): *Virtual reality in neuro-psycho-physiology*, {IOS} Press, Amsterdam.
45. Tardiff C, Plumet M-H, Beaudichon J, Waller D, Bouvard M, Leboyer M (1995) Micro-Analysis of Social Interactions Between Autistic Children and Normal Adults in Semi-Structured Play Situations. *International Journal of Behavioural Development* 18(4):727-747.
46. Tiegeman E, Primavera L (1981) Object Manipulation: an interactional strategy with autistic children. *Journal of Autism and Developmental Disorders* (11):427-438.
47. Wada D, Shibata T, Saito T, Tanie K (2002) Analysis of factors that bring mental effects to elderly people in robot assisted activity. Proc. Int Conference on Intelligent Robots and Systems, IROS 2002. Lausanne, Switzerland, IEEE Press, p 1152-1157.
48. Weir S, Emanuel R Using LOGO to catalyse communication in an autistic child.
49. Werry I (2003) *Development and Evaluation of a Mobile Robotic Platform as a Therapy Device for Children With Autism*. PhD thesis, Department of Cybernetics, University of Reading, United Kingdom.
50. Werry I, Dautenhahn K, Harwin W (2001) Investigating a robot as a therapy partner for children with autism. *Proc. of the 6th European Conference for the Advancement of Assistive Technology (AAATE 2001)*, 3-6 September. Ljubljana, Slovenia.
51. Werry I, Dautenhahn K, Ogden B, Harwin W (2001) Can Social Interaction Skills Be Taught by a Social Agent? The Role of a Robotic Mediator in Autism Therapy. In Beynon M, Nehaniv CL, Dautenhahn K (eds): Proc. CT2001, The Fourth International Conference on Cognitive Technology: Instruments of Mind, LNAI 2117. Berlin Heidelberg, Springer-Verlag, p 57-74.
52. Wing L (1996) *The Autistic Spectrum*. London, Constable Press.

6 Appendix A

7

Varieties of interaction: The four children that participated in the trials showing unconstrained interactions with a small humanoid robot



Figure 14: E.M




Figure 15: B.B



Figure 16: B.S



Figure 17: T.M

8 Appendix B

The two different robot's appearances used in the longitudinal study:

G – robot with a 'pretty Girl' appearance

P – robot with a Plain appearance

G&P – On these days two sessions were conducted with the children, one using the robot with a 'pretty girl' appearance, and a second session with the robot in plain appearance. The combined results of these trials were used in the analysis of the data for that particular day.

Note, on certain days sessions with particular children were not possible (empty entry in table below).

Day No. Child	1	8	50	60	92	94	99	101
E.M	G	G	G	G	P	G&P	G&P	P
B.B	G	G	G		P	G&P	P	P
T.M	G		G		P	G&P	G&P	
B.S	G	G	G	G&P	P	P	G&P	G&P

Contact Details

Title: Robotic Assistants in Therapy and Education of Children with Autism: Can a Small Humanoid Robot Help Encouraging Social Interaction Skills in Children with Autism?

Authors: Ben Robins, Kerstin Dautenhahn, René te Boekhorst and Aude Billard

Contact details:

Ben Robins
Adaptive Systems Research Group
The University of Hertfordshire,
School of Computer Science
College Lane, Hatfield, Hertfordshire AL10 9AB, U.K
Tel: 01707 281150
Fax: 01707 284185
e-mail : b.1.robins@herts.ac.uk