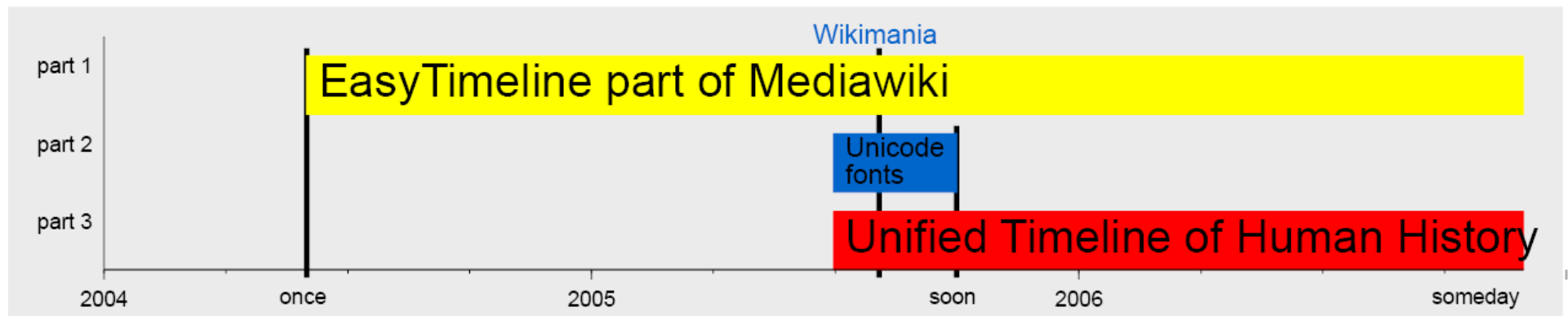


EasyTimeline

(up till soon)

Unified Timeline of Human History

(beyond soon)



Erik Zachte

Wikimania 2005

One year EasyTimeline

+/- 300 original charts
+/- 200 translations

Graphical Timelines per Wikipedia

		Count	Last update	Gallery
Σ		489	Monday May 16, 2005	
ast	Asturian	1	Monday January 31, 2005	Images/Scripts
cs	Czech	8	Sunday May 1, 2005	Images/Scripts
cy	Welsh	1	Monday January 3, 2005	Images/Scripts
da	Danish	6	Friday May 6, 2005	Images/Scripts
de	German	125	Friday May 13, 2005	Images/Scripts
en	English	108	Monday May 16, 2005	Images/Scripts
eo	Esperanto	8	Friday January 14, 2005	Images/Scripts
es	Spanish	17	Wednesday May 11, 2005	Images/Scripts
fi	Finnish	6	Sunday February 20, 2005	Images/Scripts
fr	French	32	Saturday May 7, 2005	Images/Scripts
gl	Galician	62	Tuesday May 10, 2005	Images/Scripts
he	Hebrew	2	Thursday April 14, 2005	Images/Scripts
hr	Croatian	1	Monday March 7, 2005	Images/Scripts

Why timelines ?

Concise

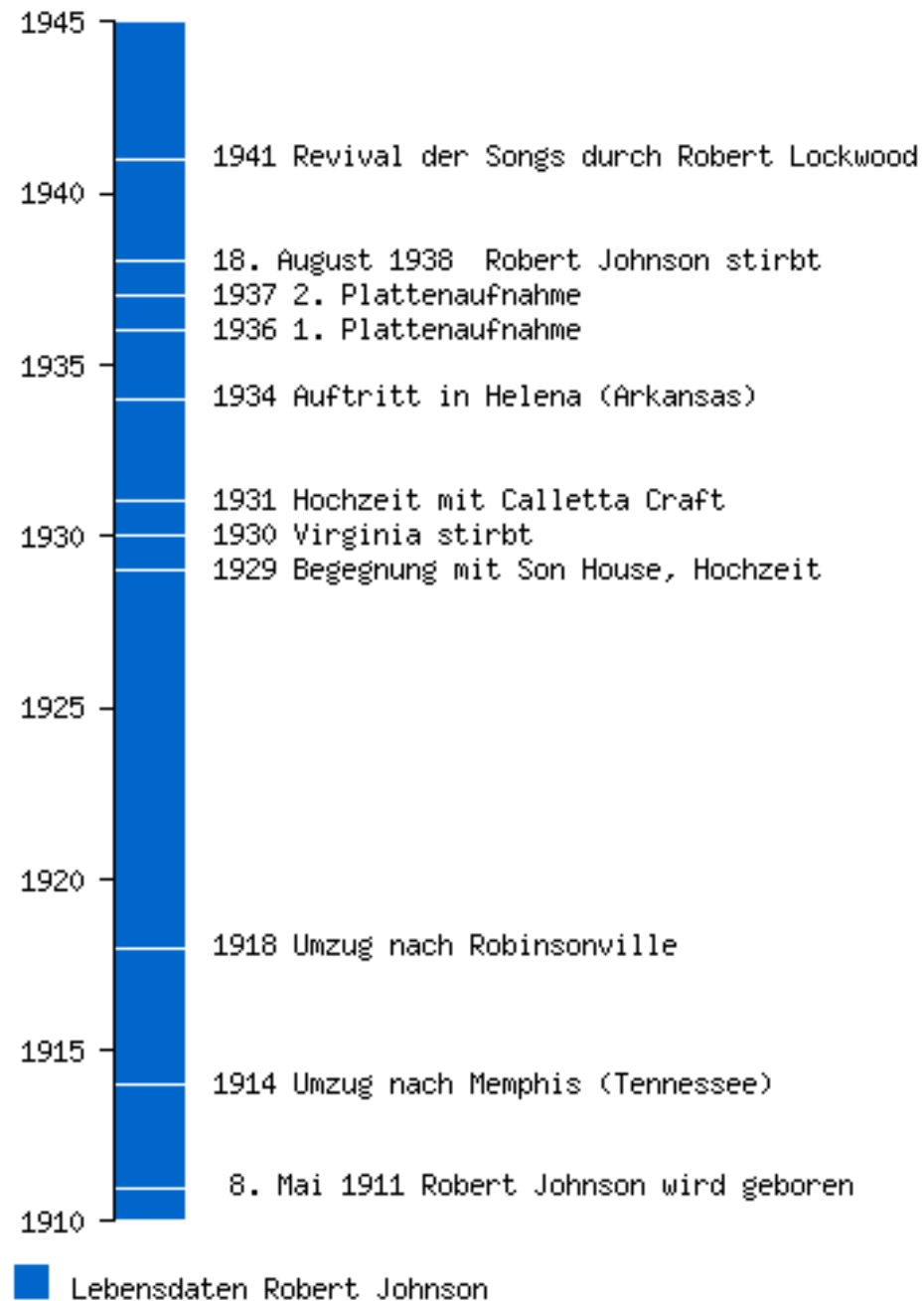
Good introduction

Good recapitulation

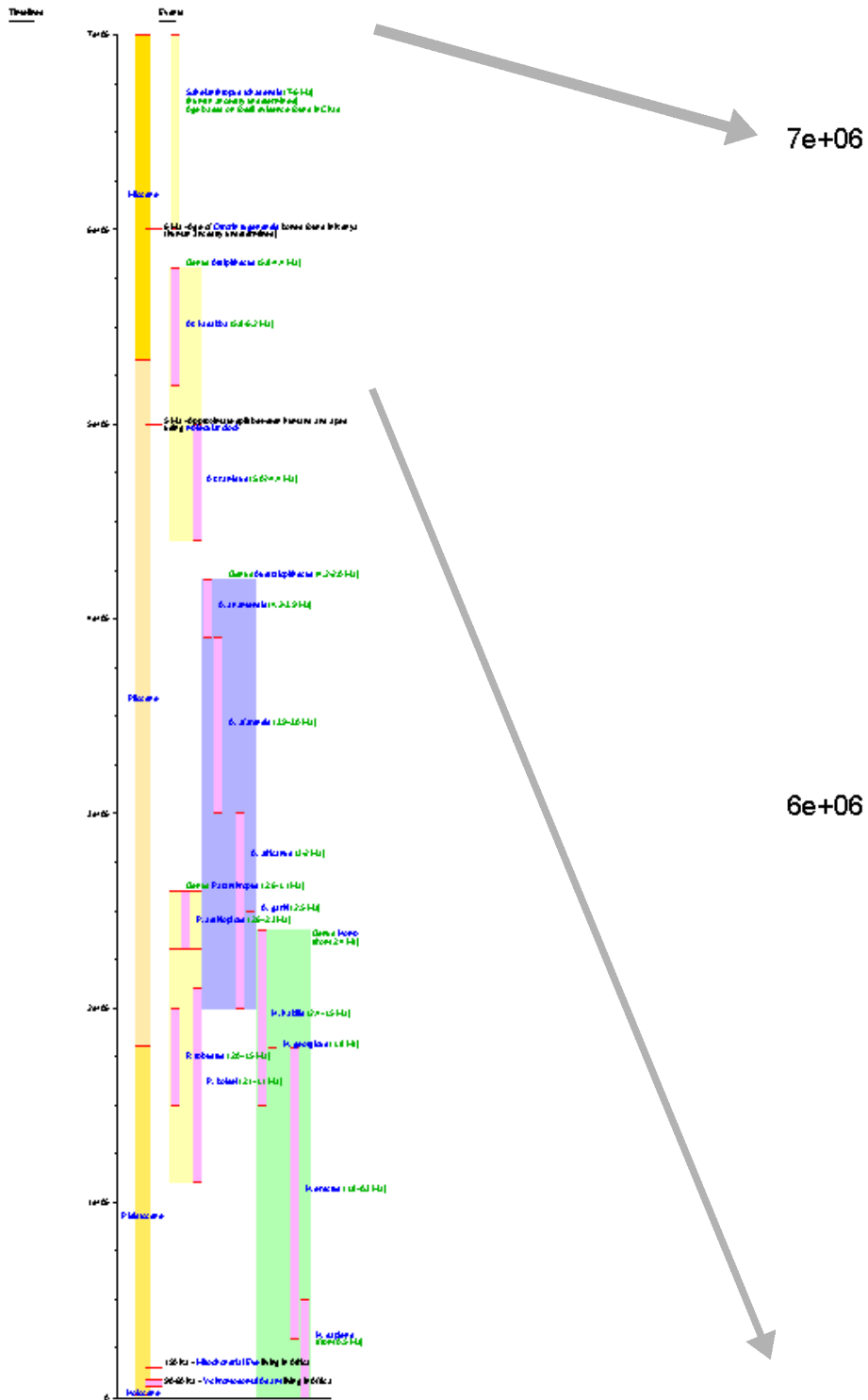
Give a sense of proportion / scale

Show synchronicity

Scope varies from the life story of a blues musician ...



... to human evolution



7e+06

Miocene


6e+06

6 Ma - Age of *Orrorin tugenensis* bones found in Kenya (human ancestry undetermined)

Genus *Ardipithecus* (5.8-4.4 Ma)

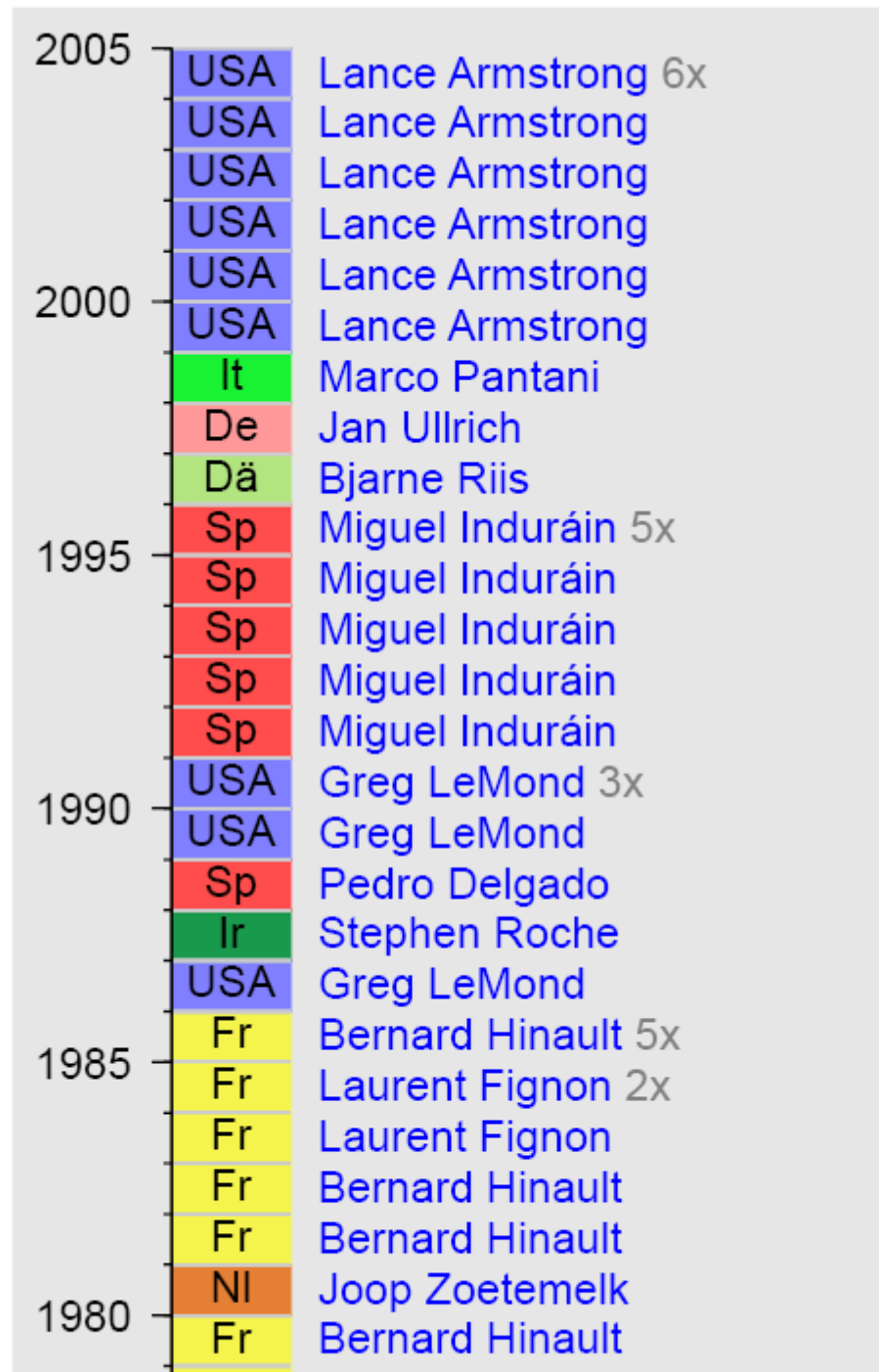
Ar. kadabba (5.8-5.2 Ma)

Many charts are one-dimensional




**Tour de France
Winners**

Abk.	Land	Siege
Fr	Frankreich	38
Be	Belgien	15
It	Italien	9
USA	United States	9
Sp	Spanien	8
Lux	Luxemburg	4
NI	Niederlande	2
Ch	Schweiz	2
Dä	Dänemark	1
De	Deutschland	1



Yet quite a few need one dimension extra



World War II - Pacific Theatre

Preliminary events

- 1933 27/3 Japan leaves [League of Nations](#)
- 1940 25/9 project [Ultra](#) - Japanese code cracked
- 27/7 Japan claims [Greater East Asia Co-Prosperity Sphere](#)
- 1941 27/9 Japan signs [Tripartite Pact](#) with Germ./Italy
- 26/7 US freezes Jap. assets, oil/steel [embargo](#)
- 30/11 Japan makes final decision to attack US

Sea Battles

- 1 1942 7/12 Japanese attack [Pearl Harbour](#)
- 2 10/12 Japanese [carrier aircraft](#) sink [Prince of Wales](#) and [Repulse](#) (Br.)
- 3 19/2 [Battle of Lumbok Str](#)
- 4 25/2 [Battle of the Java Sea](#)
- 5 1/3 [Battle of Sunda Str](#)
- 6 7-8/5 [Battle of the Coral Sea](#)
- 7 4-7/6 [Battle of Midway](#)
- 8 9/8 [Battle of Savo Island](#)
- 9 24-25/8 [Battle of the Eastern Solomons](#)
- 10 26/10 [Battle of the Santa Cruz Islands](#)
- 11 1943 3-5/3 [Battle of Bismarck Sea](#)
- 12 1944 19-20/6 [Battle of the Philippine Sea](#)
- 13 23-27/10 [Battle of Leyte Gulf](#)



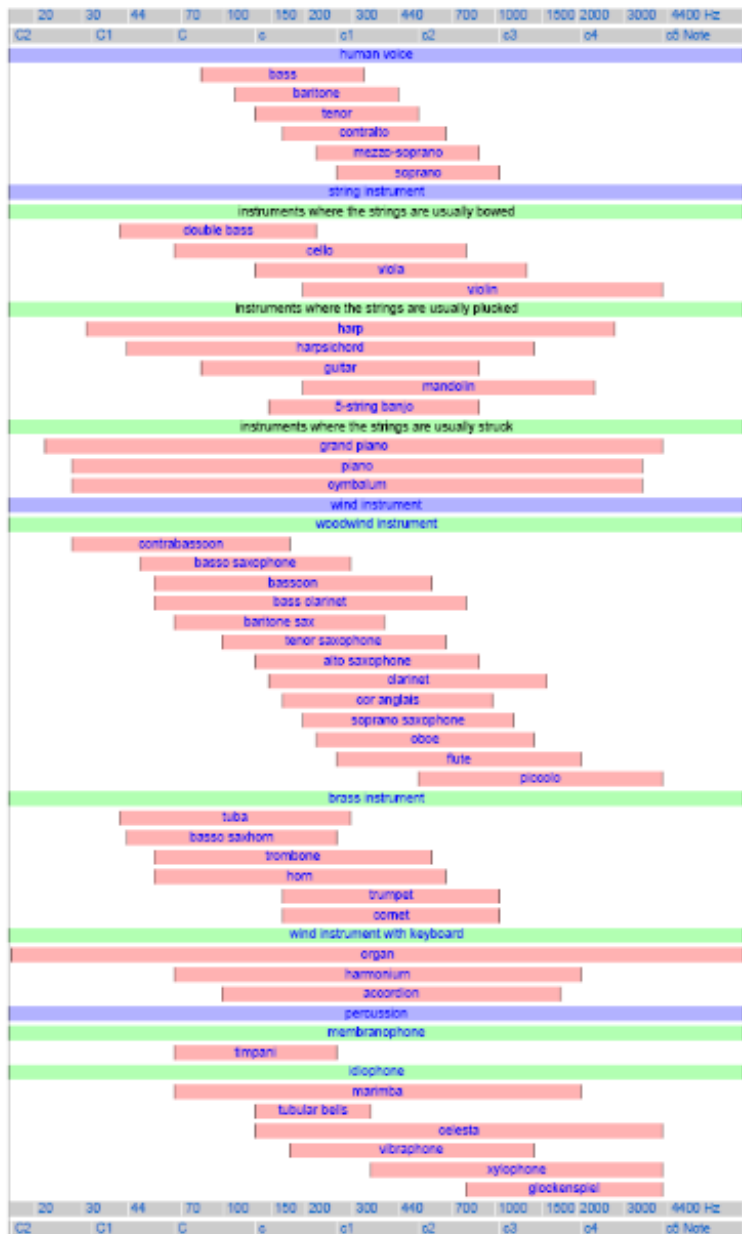
Conferences

- 1 1940 27/9 [Berlin](#) Ger,It,Jap [Tripartite Pact](#)
- 2 1941 9-12/8 [N-Atlantic](#) VS,GB [Atlantic Charter](#)
- 3 1941 29/9-1/10 [Moscow](#) US,GB,SU more aid to SU
- 4 41/42 22/12-14/1 [Washington](#) US,GB 'Europe first' + UN draft
- 5 1943 14-24/1 [Casablanca](#) US,GB
- 6 17-24/8 [Quebec](#)
- 7 18/10-1/11 [Moscow](#) US,GB,SU
- 8 22-25/11 [Cairo](#) US,GB,China
- 9 26/11-1/12 [Tehran](#) US,GB,SU
- 10 1944 1-22/7 [Bretton Woods](#) 44 nations est. [IMF](#) + [World Bank](#)
- 11 1945 4-11/2 [Yalta](#) US,GB,SU
- 12 25/4-26/6 [San Francisco](#) 46 nations [UN Charter](#)
- 13 17/7-2/8 [Potsdam](#) US,GB,SU

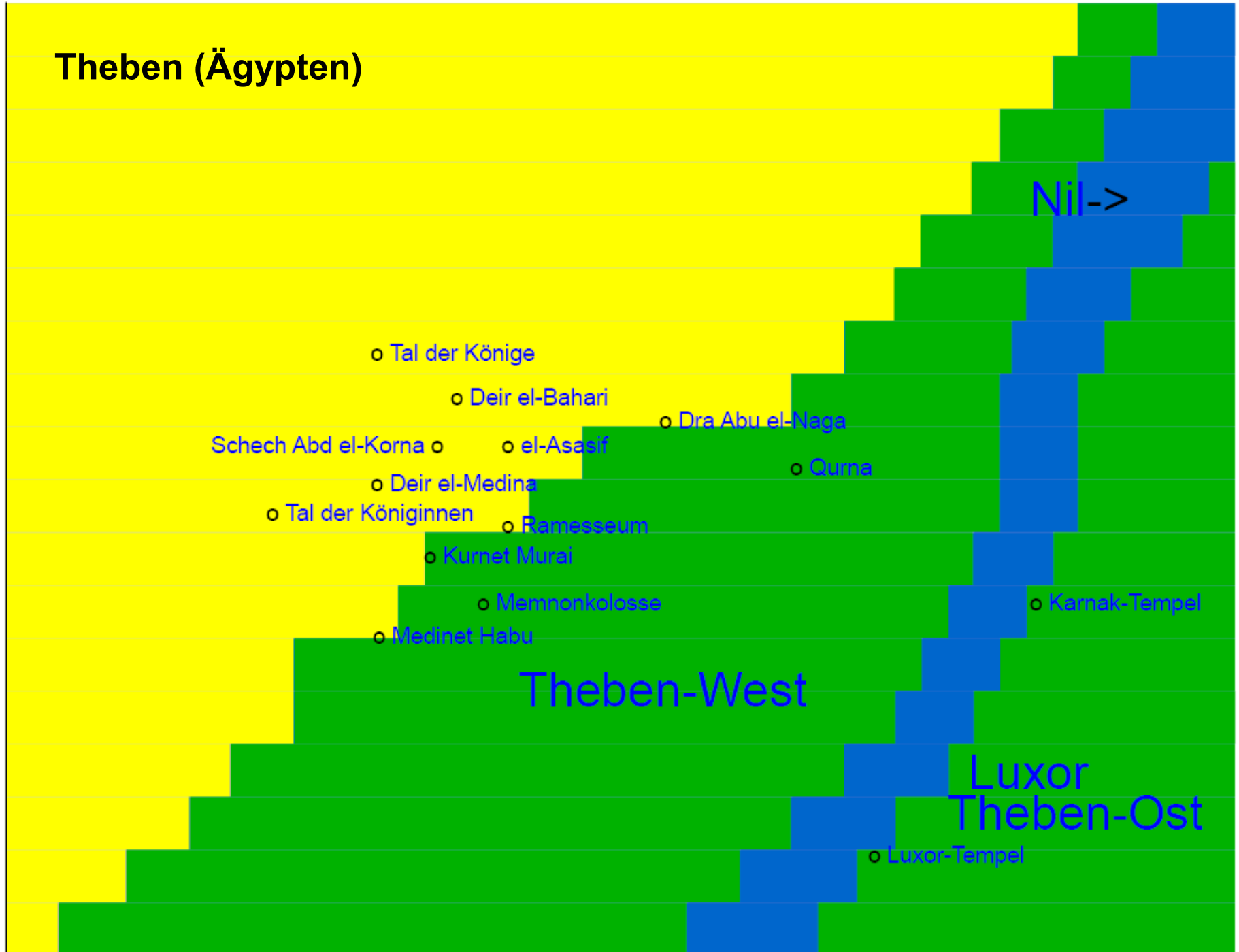
Date format dd/mm

Not all charts are timelines (1)

Vocal and instrumental pitch ranges



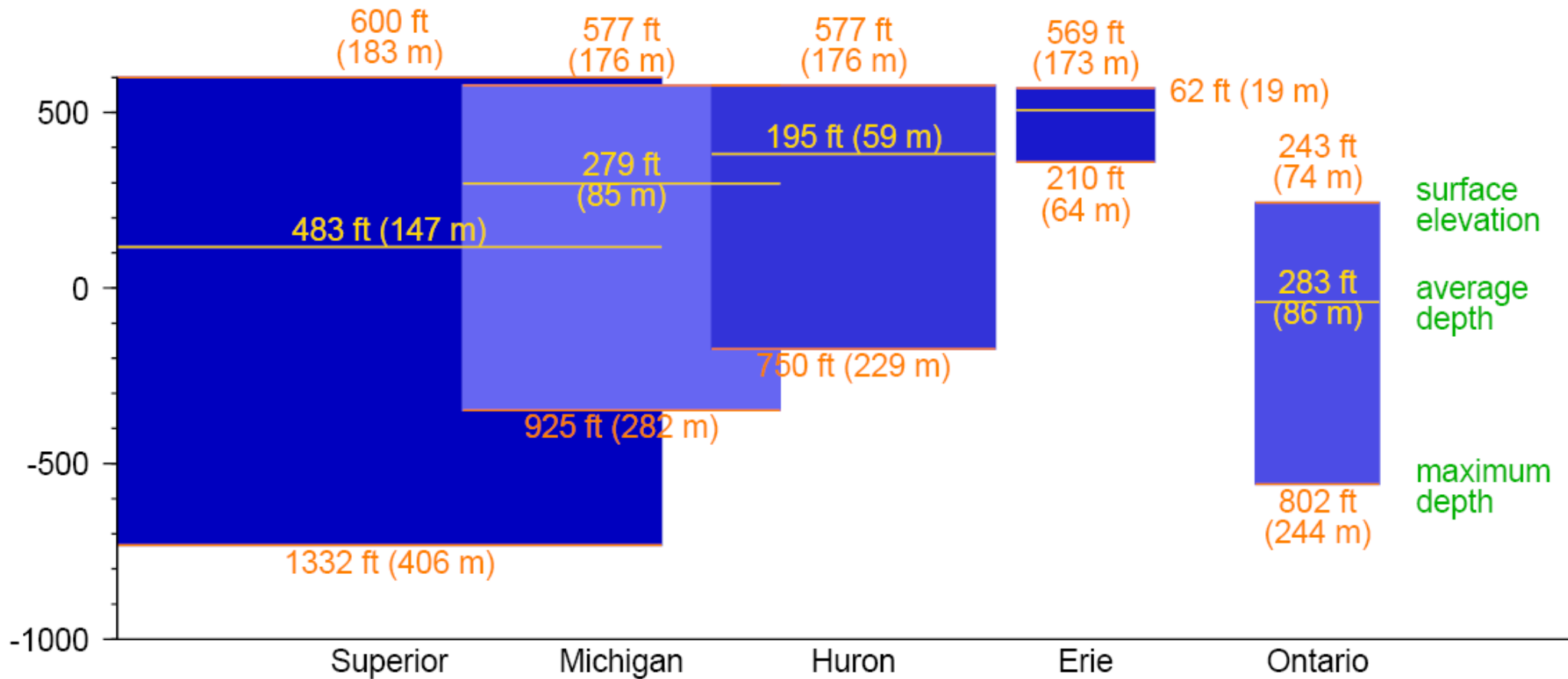
Not all charts are timelines (2)





Not all charts are timelines (3)


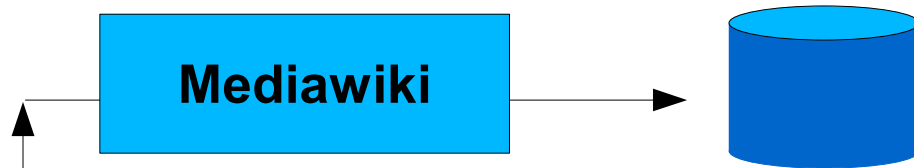
Relative elevations, average depths, maximum depths, and volumes of the Great Lakes



Basic procedure (1)

on article
save / preview

on article view



```
ImageSize = width:600 height:100
PlotArea = left:20 right:10 top:10 bottom:25
TimeAxis = orientation:horizontal

Period = from:1890 till:2005
ScaleMajor = unit:year increment:20 start:1900
ScaleMinor = unit:year increment:10 start:1890
```

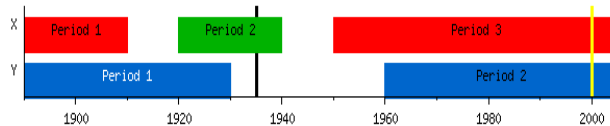


```
#proc legendentry
sampletype: color
details: gray(0.999)
tag: white

#proc getdata
delim: comma
data:
11,33,67,pa,,,
10,67,79,pa,,,
```



png/gif & svg



```
<timeline>
.. script ..
</timeline>
```

Basic procedure (2)

15 commands, +/- 30 attributes, but most are optional !

basic layout

image size, plot area, orientation, time frame

symbolic names

colors, bars, code snippets

historic data

periods, events

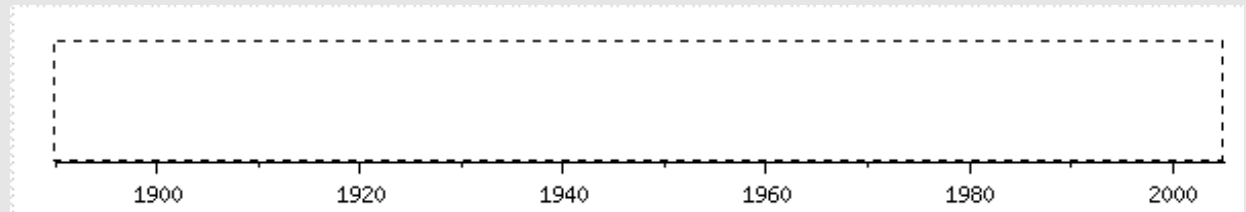
meta data

legend, free floating lines and texts

Example

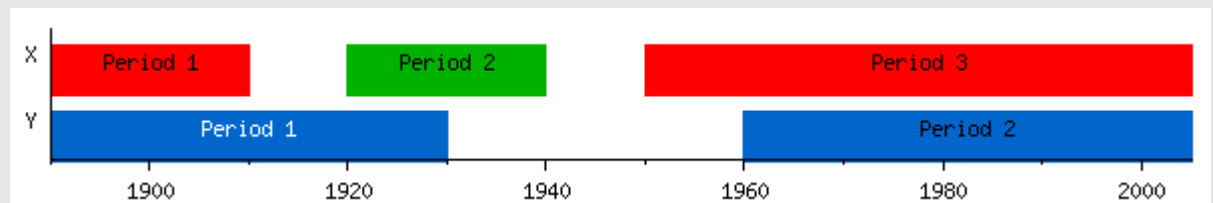
```
ImageSize = width:600 height:100
PlotArea = left:20 right:10 top:10 bottom:25
TimeAxis = orientation:horizontal
```

```
Period = from:1890 till:2005
ScaleMajor = unit:year increment:20 start:1900
ScaleMinor = unit:year increment:10 start:1890
```

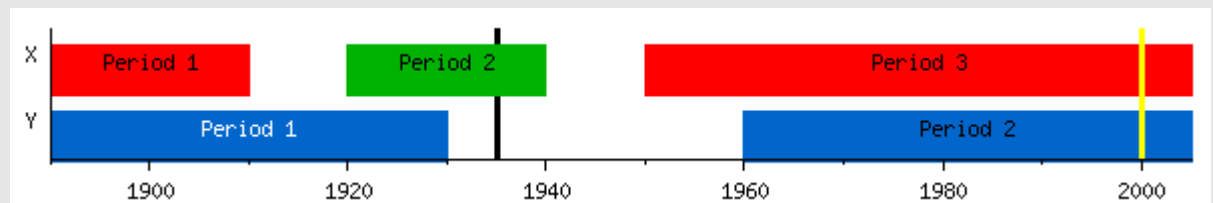


```
PlotData =
  bar:X color:red align:center
  from:start till:1910 text:"Period 1"
  from:1920 till:1940 text:"Period 2" color:green
  from:1950 till:end text:"Period 3"

  bar:Y color:blue
  from:start till:1930 text:"Period 1" textcolor:white
  from:1960 till:end text:"Period 2"
```



```
LineData =
  at:1935 color:black layer:back
  at:2000 color:yellow layer:front
```



External fonts and unicode support (1)

Yes, promised a year ago....

Finally coming soon to a wikimedia server near you!

Major hurdle:

Ploticus needed to be patched as well, to provide FreeType font metrics

Cygwin version is now operational

Who can help prepare a Linux version (compilation only) ?

Works with any TrueType font

No proper support yet for RTL languages, like Hebrew and Arabic

External fonts and unicode support (2)

12	Tamil	தமிழ்	தமிழ்	1	Á á É é Í í Ó ó Ú ú
11	Persian	فارسی	فارسی	2	À à È è Ì ì Ò ò Ù ù
10	Malayalam	മലയാളം	മലയാളം	3	Â â Ê ê Î î Ô ô Û û
9	Korean	한국어	한국어	4	Ä ä Ë ë Ĭ ĭ Ö ö Ü ü
8	Japanese	日本語	日本語	5	ß Ã ã Ñ ñ Õ õ Ç ç
7	Hindi	हिन्दी	हिन्दी	6	Ģ ģ Ķ ķ Ļ ļ Ņ ņ Ŗ ŗ Š š Ţ ť
6	Hebrew	עברית	עברית	7	Ć ć Ł ł Ń ń Ŕ ŕ Ś ś Ý ý Ž ž
5	Gujarati	ગુજરાતી	ગુજરાતી	8	Đ đ Ů ů
4	Chinese	中文	中文	9	Č č Ď ě Ľ ľ Ň ň Ř ř Š š Ť ť Ž ž
3	Belarusian	Беларуская	Беларуская		
2	Arabic	عربي	عربي		
1	Georgian	ქართული	ქართული		

Rendered with James Kass' font [code2000](#) (shareware) which supports almost the full unicode character set

We interrupt the program for a short message

not sponsored by
Andreas Nothiger

author of the
excellent

World History Chart

don't go away


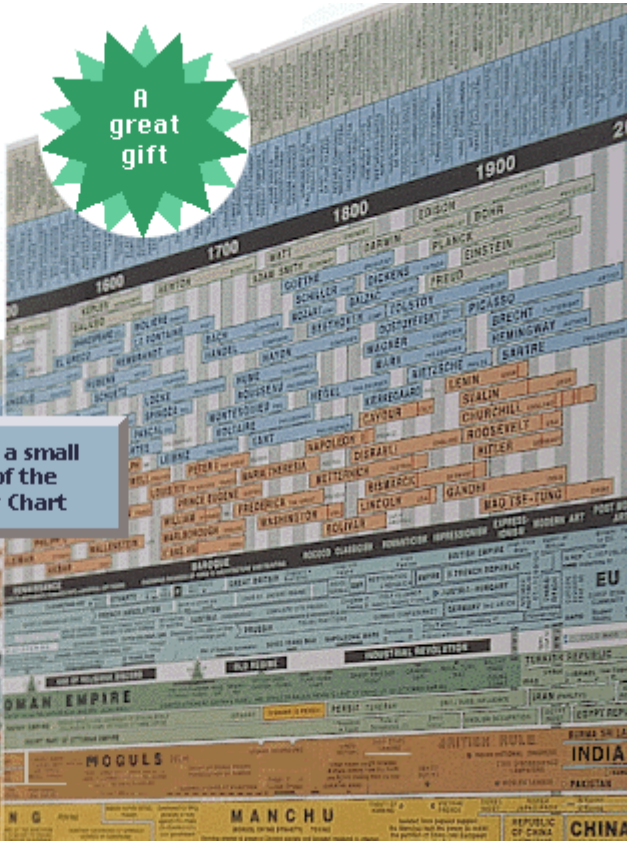


- ▶ 3 000 facts relating to science, culture, religion and politics
- ▶ 464 colour-coded Lifelines
- ▶ Timelines for major civilizations
- ▶ 24 colourful historical maps
- ▶ See a section of the Chart

Look at:

View of a small part of the History Chart

History is no longer learned by memorizing dates but viewed like a painting



'As you may already know, your Web site has been selected for inclusion in the Britannica Internet Guide. That's really something to crow about.'

Dave Schabes,
 Editorial Director
 Britannica Internet Guide

Grand Unified Timeline of Human History

Mission: This project aims to produce a set of graphical timelines in a consistent and simple format, that together offer a coherent and grand perspective on the whole of human history in all its aspects

Ambition level: High

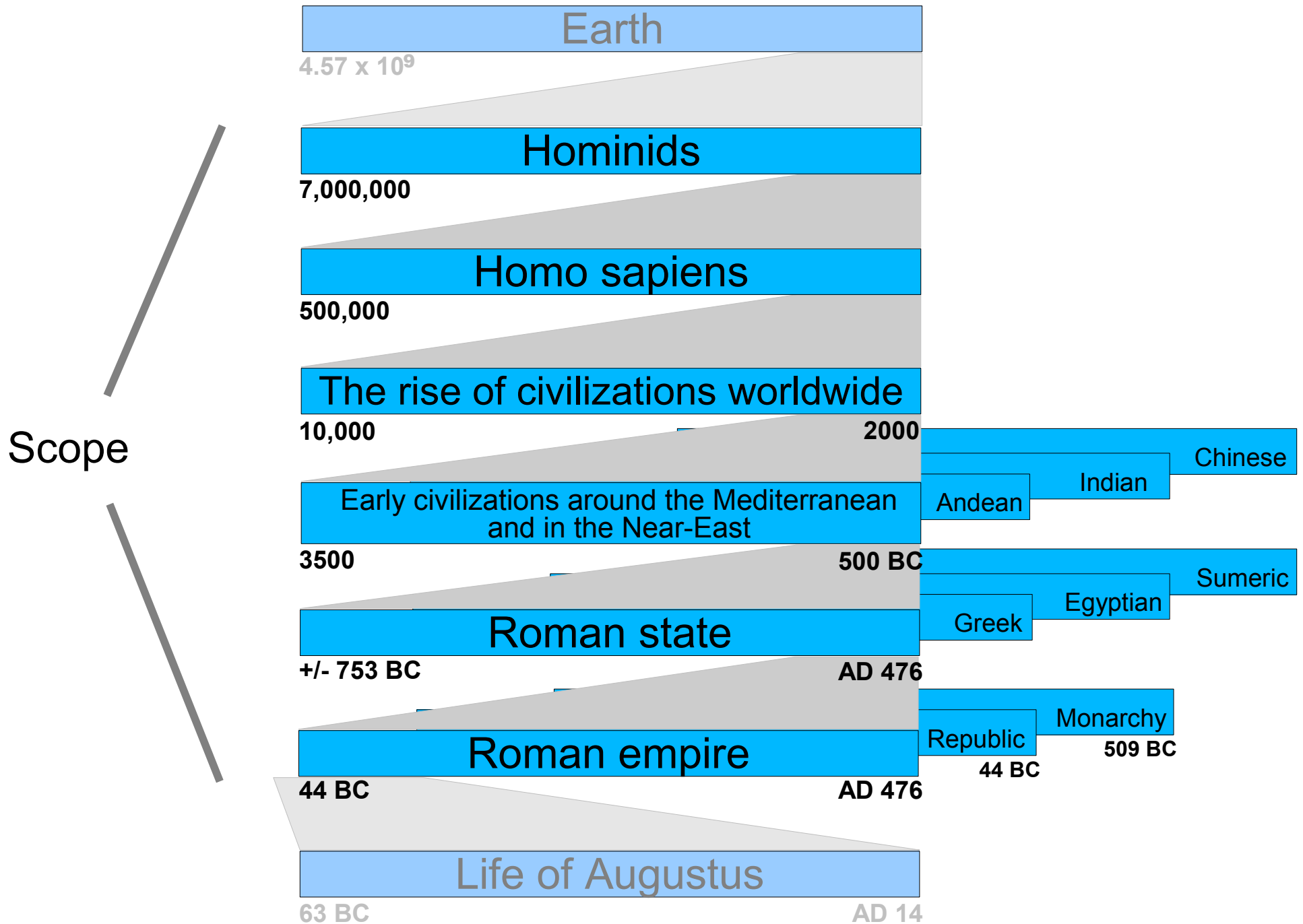
Target date: Beyond soon

Organisation: Standard (= not much)


Team: Join!

Status: Definition phase

A layered approach



All aspects of human endeavour



Is it feasible?

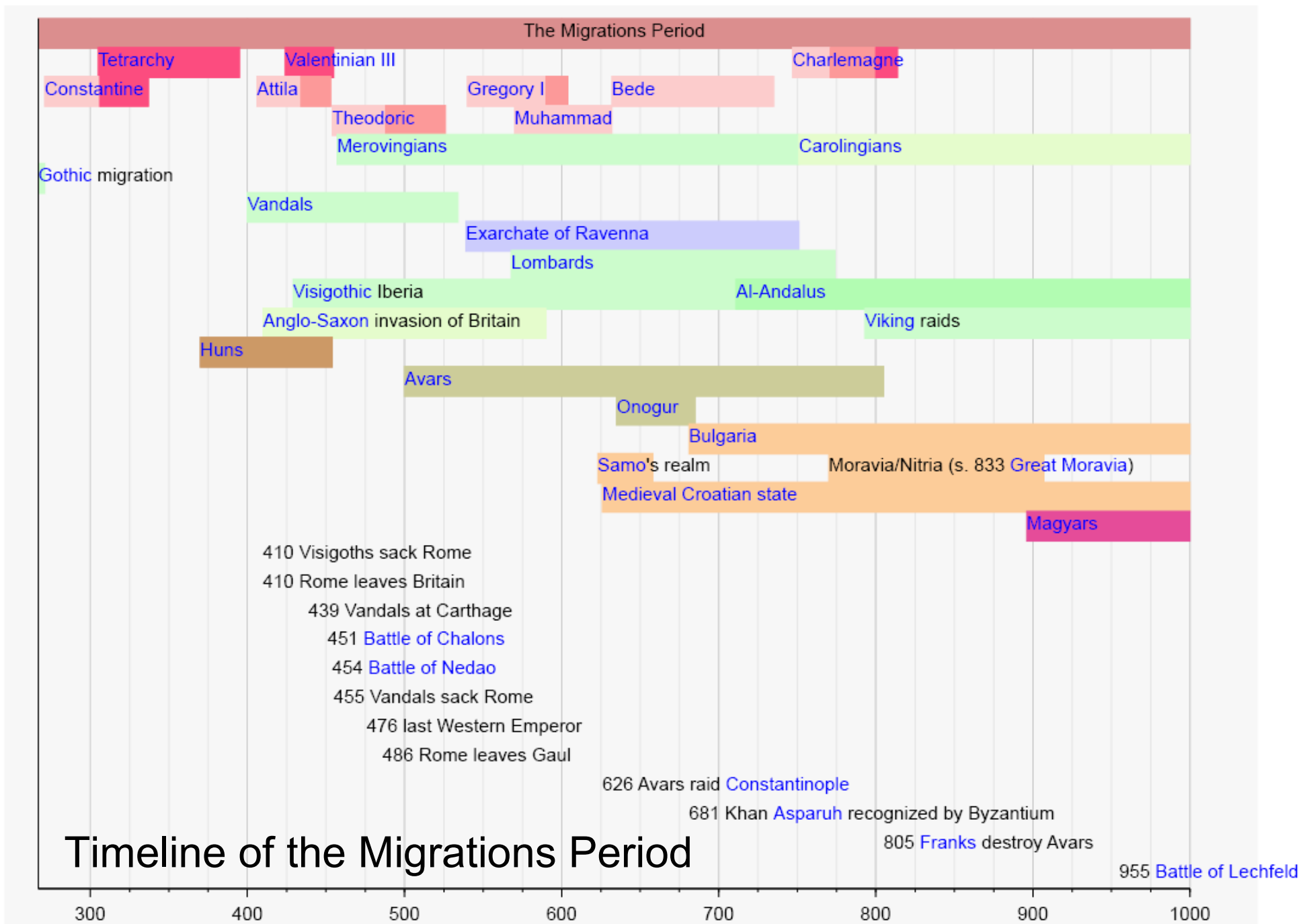
This project is **ambitious** because

- We need to build at least a hundred charts
- Charts need to be translated
- The editing process is time consuming

This project is **not overambitious** because

- Time is on our side
- Wikipedia itself proves time and again we need to think big
- Much of the raw data is already available in articles & tables
- Tasks can be divided between content editors and script editors
- Many wikipedians already embraced EasyTimeline
- Some existing charts fit right into the scheme:

Existing charts that fit into the scheme (1)



Existing charts that fit into the scheme (2)

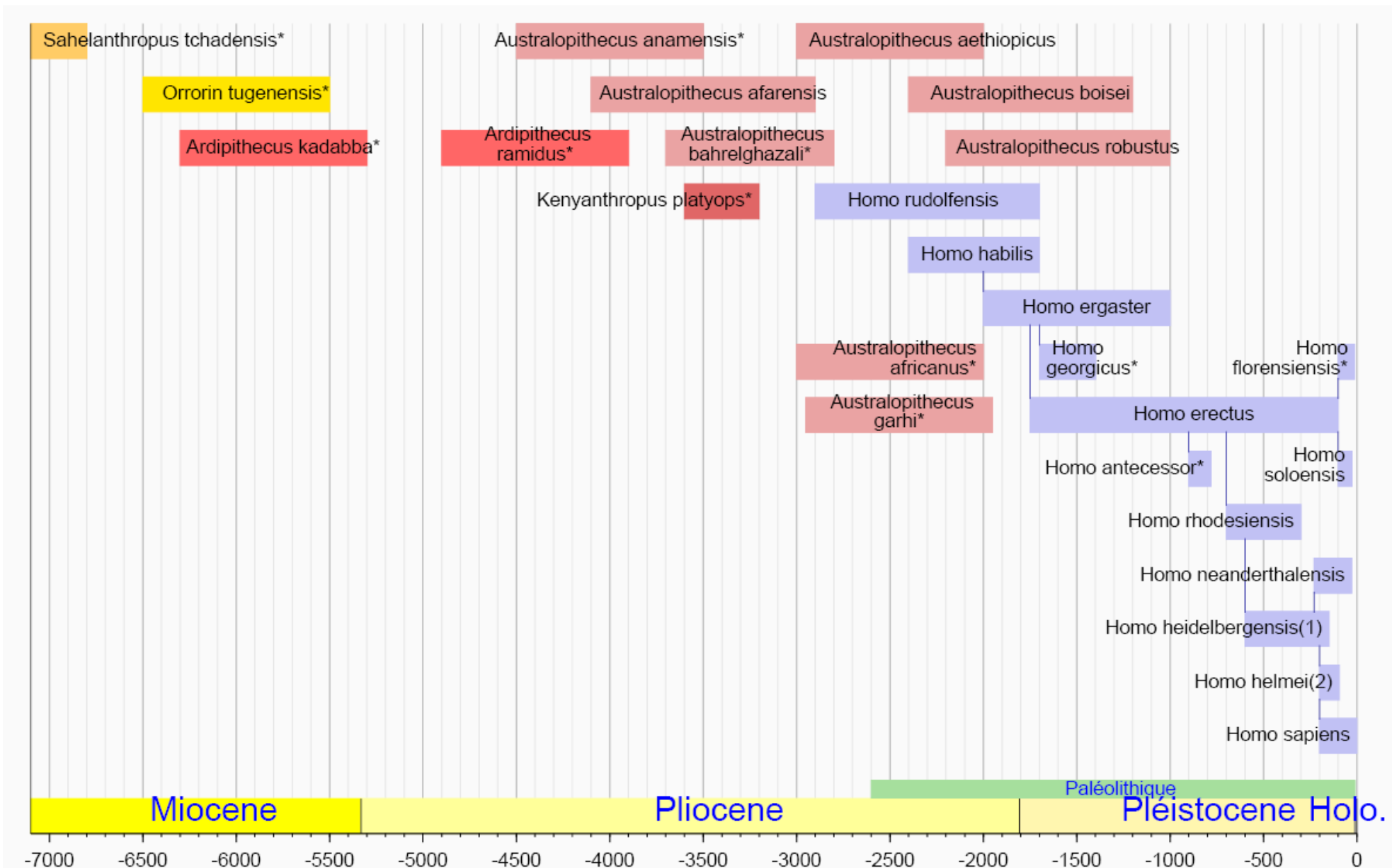
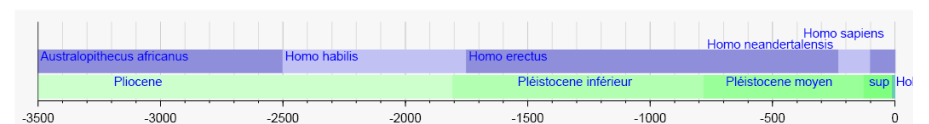
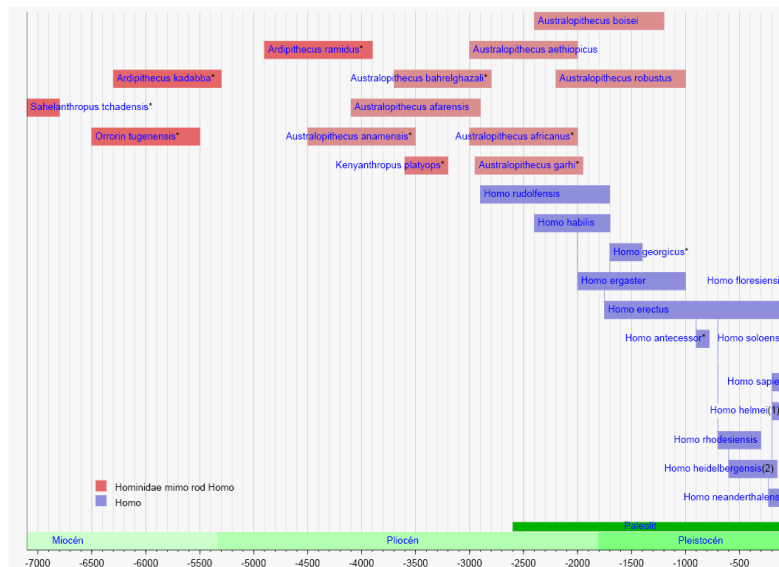
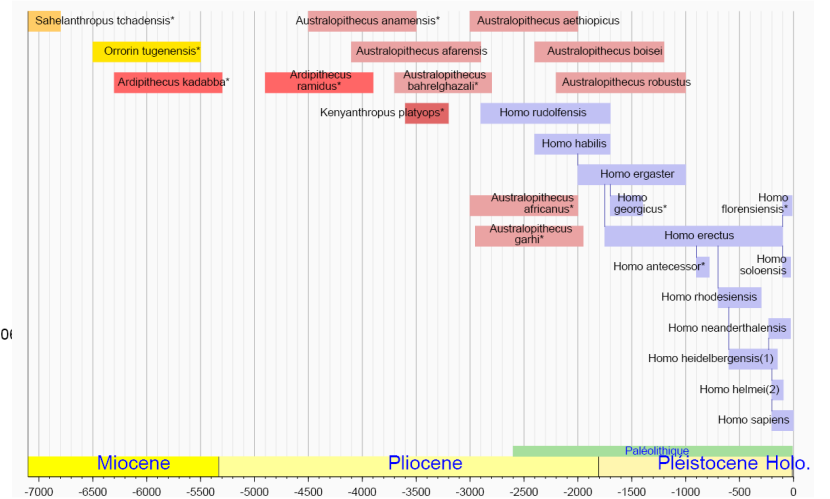
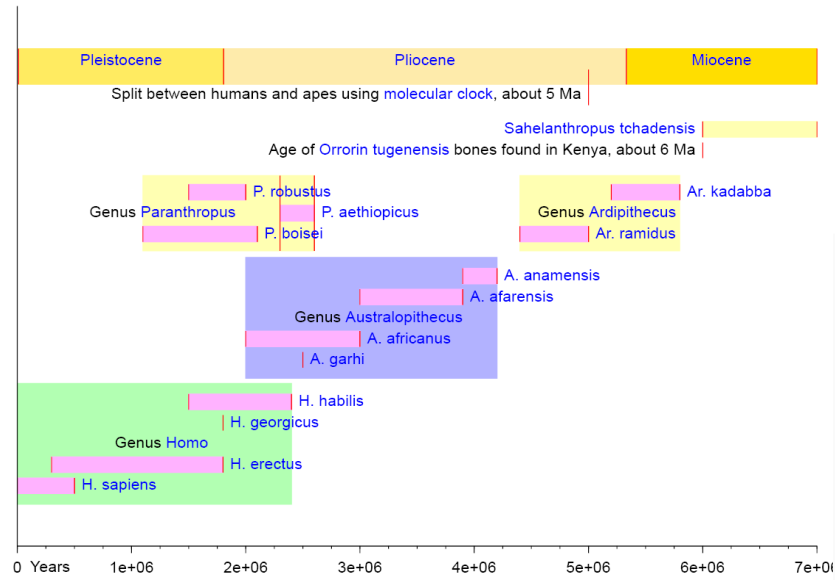



Tableau Histoire Hominidés

Five variations on a theme: human evolution



Guidelines

Charts need to fit into a predefined broad supported **conceptual framework**

Charts aims to be **regionally and culturally unbiased**

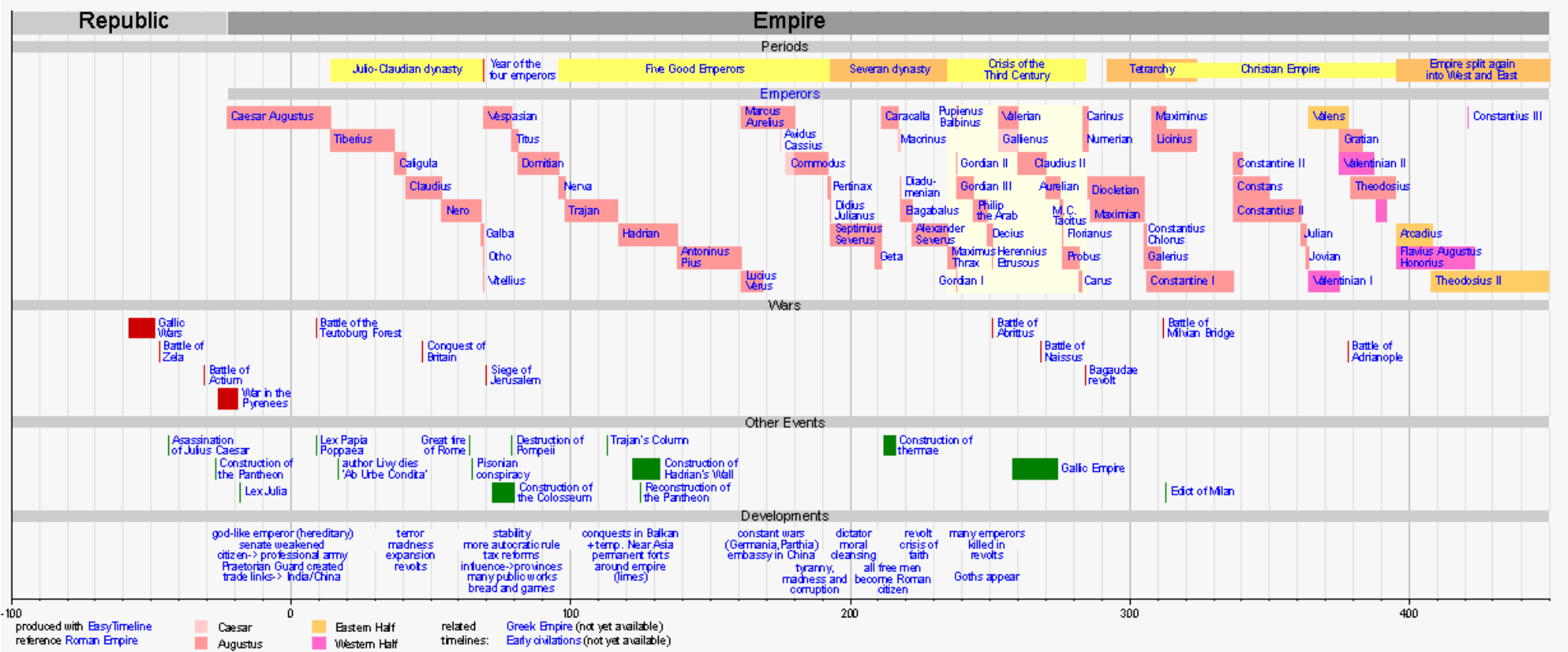
Charts use a uniform and **intuitive navigation system**, e.g. specially marked crosslinks

Charts use (to a degree) a **uniform presentation**

Think of color coding of events, font settings, general layout, size, etc

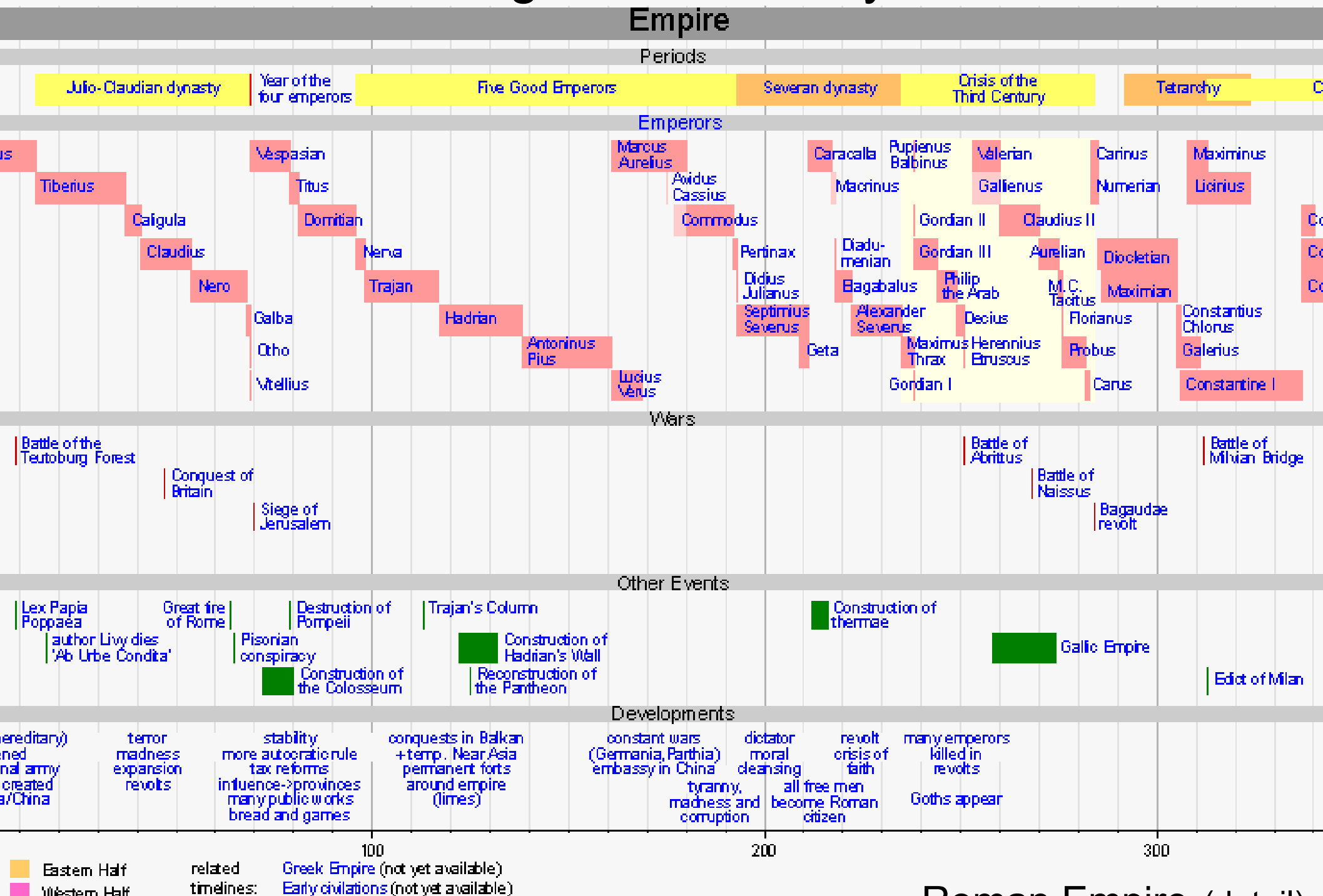
Charts are show a **consistent level of detail** on a certain level in the chart hierarchy

Modelling a standard layout (1)



Roman Empire (overview)

Modelling a standard layout (2)



Roman Empire (detail)

All wikipedians who
created, extended, corrected or translated
these charts:

Thank You !

Especially

Roman Empire, by Dschwen

Robert Johnson, by Necrophorus

Graphical timeline of human evolution, by Moverton

Vocal and instrumental pitch ranges, by Lzur

Theben (Ägypten), by Schuppi

Great Lakes, by Moverton

Timeline of the Migrations Period, by DBachmann

Tableau Histoire Hominidés, by Saxon / Gemme / Marcoo