




Attach to pumpkin here

Attach to pumpkin here



Attach to pumpkin here

Attach to pumpkin here



1. Pick your favorite pumpkin



2. Attach this sheet and copy the shape



3. Where it's black, carve all the way through. Remove a layer where it's gray.



4. Add light and be safe with candles!

Happy Halloween!
Google maps



Attach to pumpkin here


Attach to pumpkin here




Attach to pumpkin here

Attach to pumpkin here

For an extra challenge, try carving this on two opposite sides of the pumpkin.



1. Pick your favorite pumpkin



2. Attach this sheet and copy the shape



3. Where it's black, carve all the way through. Remove a layer where it's gray.




4. Add light and be safe with candles!

Happy Halloween!
Google earth




Attach to pumpkin here

Attach to pumpkin here



Attach to pumpkin here

Attach to pumpkin here



1. Pick your favorite pumpkin



2. Attach this sheet and copy the shape



3. Where it's black, carve all the way through. Remove a layer where it's gray.




4. Add light and be safe with candles!

Happy Halloween!
Google SketchUp




Attach to pumpkin here

Attach to pumpkin here



Attach to pumpkin here

Attach to pumpkin here



1. Pick your favorite pumpkin



2. Attach this sheet and copy the shape



3. Where it's black, carve all the way through. Remove a layer where it's gray.



4. Add light and be safe with candles!

Happy Halloween!
Google maps