

Pilot Study of Ultrafiltration-Nanofiltration Process for the Treatment of Raw Water from Huangpu River in China

Jianping ZHOU^{1,2}, Naiyun GAO¹, Guangyong PENG^{1,2}, Yang DENG³

¹State Key Laboratory of Pollution Control and Resource Reuse, Tongji University, Shanghai, China

²Shanghai Municipal Engineering Design General Institute, Shanghai, China

³Department of Civil Engineering and Surveying University of Puerto Rico Mayaguez, PR United States

Received April 14, 2009; revised June 15, 2009; accepted June 30, 2009

Abstract

Pilot-scale test was carried out to evaluate the performance of a combined ultrafiltration (UF)-nanofiltration (NF) membrane process for the treatment of raw water from Huangpu River, Shanghai, in China. Results showed that UF could significantly remove turbidity, iron and manganese, and also could retain a part of high molecular weight (MW) organic compounds. Subsequently, NF could further reject low MW organics and inorganic salts, and ensured the treated water to reach the Standards for Drinking Water Quality in China. It seemed that 90 L/m²·h was an appropriate permeate flux for UF system when the raw water was directly filtered by UF membrane, the addition of coagulant (alum or ferric chloride) was not preferable to mitigate the fouling of the UF membrane. After near 120 days operation, the permeate flux of NF could be maintained at 24-25 L/m²·h steadily, and no chemical clean was required.

Keywords: Ultrafiltration, Nanofiltration, Permeate Flux, Fouling

1. Introduction

As the main drinking water source of Shanghai, the largest city in China, the Huangpu River provides 4x10⁶ m³ raw water every day to the city (accounting for 70% of its total daily water demand). Due to the increasing industrial pollution, the raw water quality of Huangpu River has been deteriorated in recent years. However, most of local water plants are employing conventional surface water treatment processes, which consist of coagulation, flocculation, sedimentation, rapid sand filtration and disinfection. These processes focus primarily on the removal of turbidity, colloid and pathogens, but are typically ineffective in reduction of dissolved organic pollutants, which may produce adverse impacts to human health (e.g. formation of disinfection byproducts during chlorination). Consequently, the finished water produced by these plants is difficult to completely comply with the Standards for Drinking Water Quality of China (GB5749-2006). To provide safe and clean drinking water, reliable and effective alternatives for conventional treatment processes are highly required.

Membrane processes, which are considered as innova-

tive water treatment technologies, are gaining more and more attention due to their advantages compared with conventional processes, such as low chemical dosage, high separating efficiency, particularly in their effectiveness in the control of micropollutants in drinking water [1-3]. In this study, a combined UF-NF process was used to evaluate the performance on the treatment of raw water from Huangpu River.

2. Materials and Methods

2.1. Experimental Set-up

The pilot scale set-up was installed in the intake pump station of the Minhang Second Waterplant, Shanghai, China, with a designed flow rate at 3-5 m³/h (shown in Figure 1).

A laminated filter was installed before the UF booster pump to remove the particles with the diameter larger than 150 μm. The UF membrane (LH3, Lisheng Company, China), in-pressure hollow-fiber type, was made of PVC alloy, the effective filtration area of the membrane was 40m², and the molecular weight cut-off (MWCO) was 100,000 Dalton (Da). The UF system operated at a

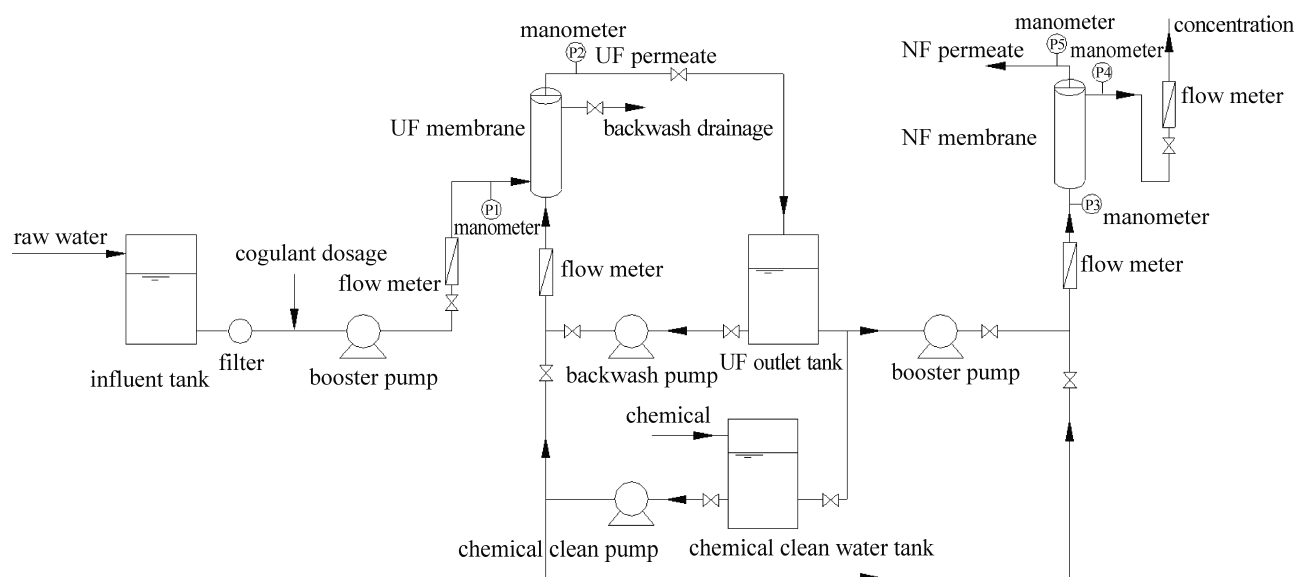


Figure 1. Schematic diagram of experiment set-up.

Table 1. Raw water quality statistics of Huangpu River(Songpu Bridge-Minhang section, 2003–2005).

quality parameters	2003		2004		2005	
	range	average	range	average	range	average
Temperature/°C	2.5~32.5	17.7	3.5~31.5	18.8	4.5~30.0	19.5
Turbidity/NTU	15~113	44	19~150	52	18~135	44
pH	6.9~7.8	7.40	7.0~7.9	7.44	7.0~7.9	7.49
Ammonia/mg/L	0.05~1.70	0.65	0.05~3.00	1.13	0.06~3.30	1.03
Nitrite/mg/L	0.01~0.33	0.102	0.016~0.5	0.136	0.01~0.39	0.143
COD _{Mn} /mg/L	4.40~6.80	5.68	4.50~7.30	5.98	4.90~8.30	6.05
Dissolve oxygen (mg/L)	0.6~10.6	4.8	0.4~9.6	4.74	0.8~11.5	4.76
iron/mg/L	0.25~2.40	1.08	0.27~5.00	1.70	0.75~5.50	1.95
manganese/mg/L	0.07~0.39	0.16	0.050.43	0.18	0.050.72	0.19

dead-end filtration mode, and the backwash cycle was set at 30 minute. Once the operating pressure of the UF membrane ($\Delta P=P_1-P_2$) went up to near 0.1 MPa, a chemical clean would be executed to restore the membrane flux.

NF system was composed of 10 set of NF90-4040 (Dow Company), the total effective filtration area was 76m², the membrane was made of aromatic polyamide and polypiperazine, and the MWCO of NF was 200-300 Da. The NF system operated at a cross-flow mode, and the recovery rate was set at 50%.

2.2. Quality of Raw Water

The raw water quality of Huangpu River (Songpu Bridge-Minhang section, 2003~2005) was shown in Table 1, the main pollutants in the raw water were ammonia, COD_{Mn}, iron and manganese, which all exceeded the standard required by Environmental Quality Standards for Surface Water (GB3838-2002,China)

2.3. Analytical Methods

The operating pressure of the membranes was calculated every hour by the record from the manometers. The in-

fluent and effluent of UF and NF were collected once every 2 or 3 days, all samples were stored in the refrigerator at 4°C and were analyzed within 24h. Turbidity was measured by a turbidity meter (2100N, HACH). UV₂₅₄ was measured by a spectrophotometer (UV Spectrumlab 52, Lingguang Co.) after the samples were filtered by 0.45µm membranes. The molecular weight (MW) distribution of organics was determined using the UF fractionation method [4]. TOC was measured by TOC analyzer (TOC-5000A, Shimadzu). Assimilable organic carbon (AOC) measurement was carried out using a method modified by Liu et al. [5], which was developed based on the procedures of Van der Kooij et al. [6]. And the other parameters were tested according to GB/T5750- 2006 (China).

3. Results and Discussion

3.1. Removal of Turbidity by UF–NF System

The removal of turbidity by UF–NF system was shown in Figure 2, Although the turbidity of raw water varied broadly within 19–83 NTU, UF could achieve a rejection of 99% and assure 0.1–0.2NTU in effluent, NF could further reduce the turbidity to less than 0.1 NTU and increased the overall removal to 99.8%.

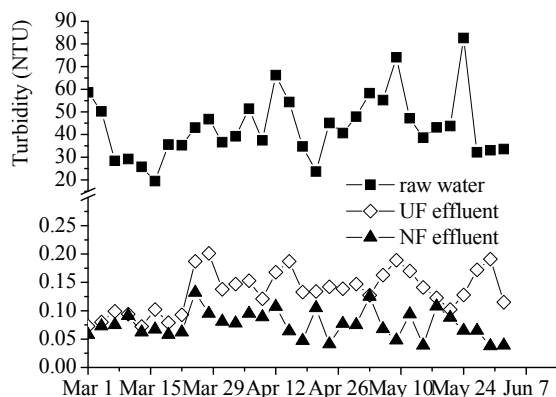


Figure 2. Turbidity removal by UF–NF system.

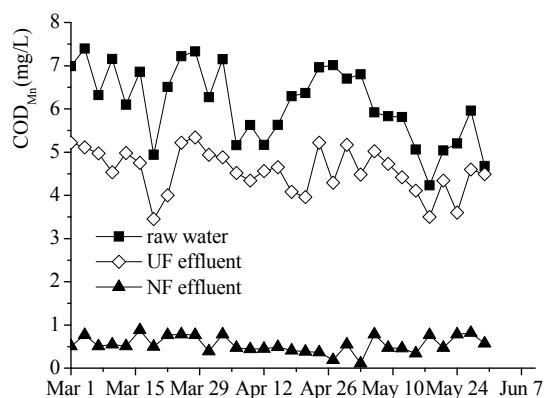


Figure 3. COD_{Mn} removal by UF–NF system.

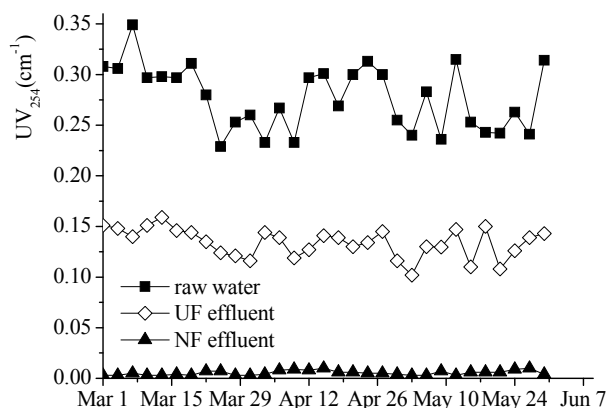


Figure 4. UV₂₅₄ removal by UF–NF system.

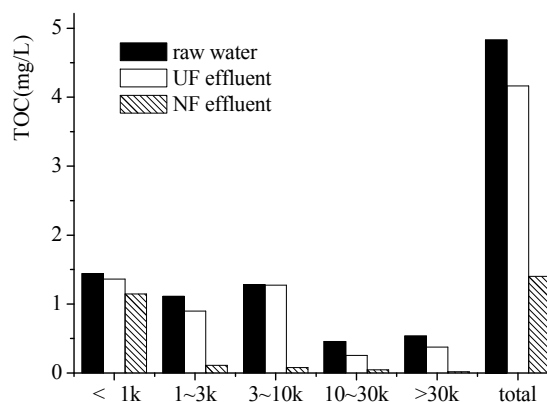


Figure 5. MW Distribution of Organics in Raw Water, UF Effluent and NF Effluent

3.2. COD_{Mn} and UV₂₅₄ Removal by UF–NF System

Figure 3 and 4 showed COD_{Mn} and UV₂₅₄ removal by UF–NF system. COD_{Mn} of the raw water varied within 4.2–7.4 mg/L, and could be reduced to 3.5–5.4 mg/L by UF membrane, with a removing efficiency of 4.1%–38.8% (averaged at 25.6%). NF membrane could reduce COD_{Mn} to less than 1 mg/L and increase the removing efficiency to higher than 85%.

UV₂₅₄ is another surrogate measurement for the concentration of organic matters, particularly stands for the complex multiaromatic and multiconjugated humic substances in water. The overall removing efficiencies of UV₂₅₄ achieved by UF and NF were 38.1%–59.8% (averaged at 48.2%) and higher than 95%, respectively.

To better understand the characteristics of the two membranes in rejection of organic matters, the MW distribution of dissolved organic compounds of raw water, UF effluent and NF effluent were analyzed, and the results were shown in Figure 5.

In the raw water, organics with MW>10 kDa, 1–10 kDa and <1 kDa were accounted for 21%, 59% and 30%, respectively. UF mainly removed high MW organics, but

showed poor rejection to the low MW organics, and the total TOC rejection of UF was only 14%, which implied that UF alone could not provide satisfactory drinking water. NF could reject most of organics with MW >1kDa and increase the total TOC rejection to 72%, and TOC of NF effluent could be reduced to less than 2mg/L.

3.3. Ammonia Removal by UF–NF System

Ammonia removal by UF–NF system (shown in Figure 6) was similar to the removal of COD_{Mn} and UV_{254} . Ammonia in the raw water are mostly composed of low MW organics (e.g. humic acid and fulvic acid), so it is difficult to be removed by UF, but could be rejected by NF effectively.

3.4. AOC Removal by UF–NF System

AOC is a parameter indicating the bacterial stability of water [5, 7], high AOC always means high possibility of bacterial regrowth in water distribution system. N. Park et al found that AOC could significantly removed by NF membrane [8].

AOC of raw water, UF effluent, and NF effluent were shown in Figure 7. UF and NF could reduce AOC from

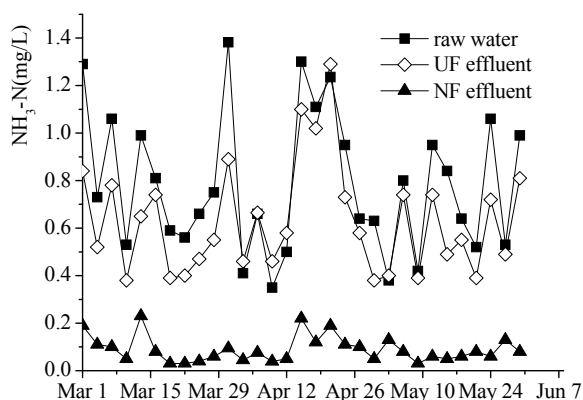


Figure 6. Ammonia removal by UF–NF system.

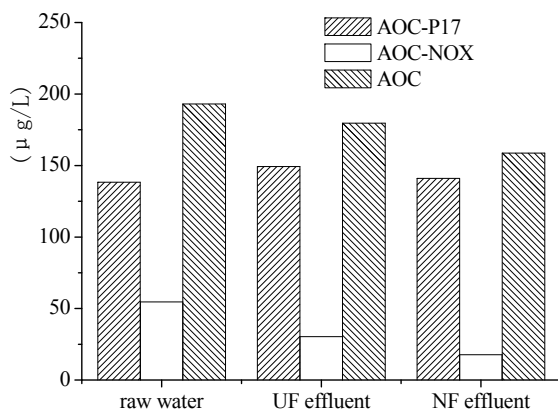


Figure 7. AOC removal by UF–NF system.

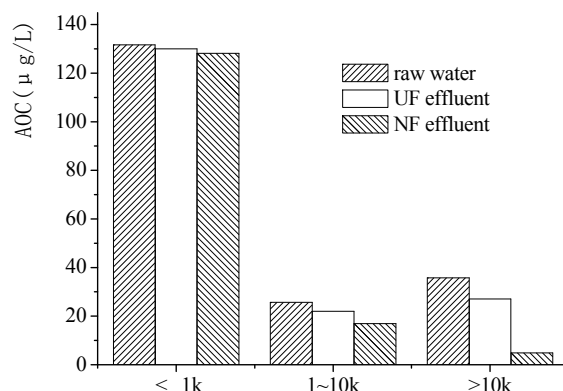


Figure 8. AOC distribution in different MW ranges.

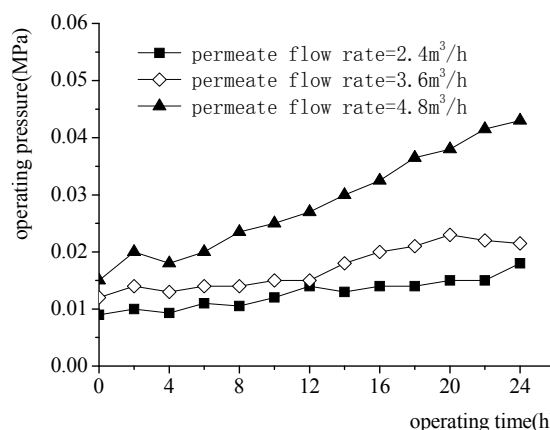


Figure 9. Effect of permeate flow rate on the UF operating pressure.

193 μ g/L to 179.7 μ g/L and 158.7 μ g/L, respectively, but membranes, especially NF, did not provide adequately high AOC removing efficiency.

The relationship between AOC and MW distribution of organics was also investigated (Figure 8), the result showed that most part of AOC was contributed by low MW organics, which well explained why AOC was so difficult to be removed by membranes.

3.5. Inorganic Salts Removal by UF–NF System

Iron and manganese mainly exist in the water along with colloid [9], so they could be rejected by UF, but to other inorganic salts, the rejection of UF was very poor. Most of inorganic salts were rejected by NF (Table 2), the electrical conductivity of NF effluent could be lowered down to less than 100 μ s/cm.

3.6. Operation of UF System

The operating pressure increment of UF at different permeate flow rate was shown in Figure 9. High permeate flow rate always means rapid accumulation of contaminants on the membrane surface and acceleration of

Table 2. Inorganic removal by UF-NF system.

	raw water	UF effluent	NF effluent
Calcium/mg/L	46.3~56.7	45.8~56.2	0.88~1.25
magnesium/mg/L	12.6~15.7	12.4~15.3	0.2~0.6
sodium/mg/L	59.4~67.9	57.6~66.3	5.44~7.06
iron/mg/L	0.27~1.28	0.01~0.12	0.01~0.03
manganese/mg/L	0.13~0.38	0.01~0.1	0.001~0.07
electrical conductivity/ μ s/cm	601~889	622~750	39~81

the membrane fouling [10]. The result indicated that the operating pressure increased slowly when the permeate flow rate was lower than $3.6 \text{ m}^3/\text{h}$, but dramatically went up at $4.8 \text{ m}^3/\text{h}$.

C. Guigui, et al found that floc produced during coagulation can form a gel cake layer on the surface of

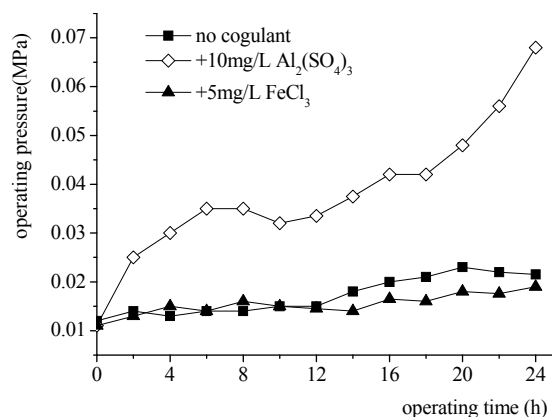


Figure 10. Effects of coagulants addition on the UF operating pressure.

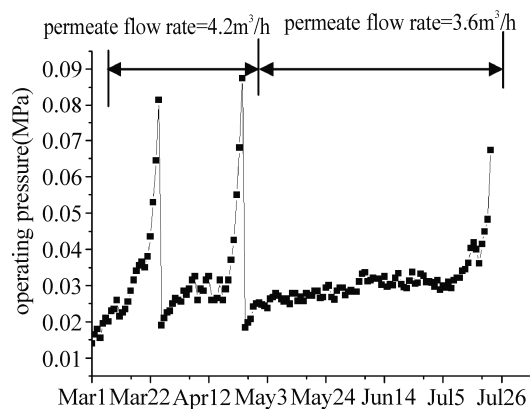


Figure 11. Variety of operating pressure of UF during long time operation.

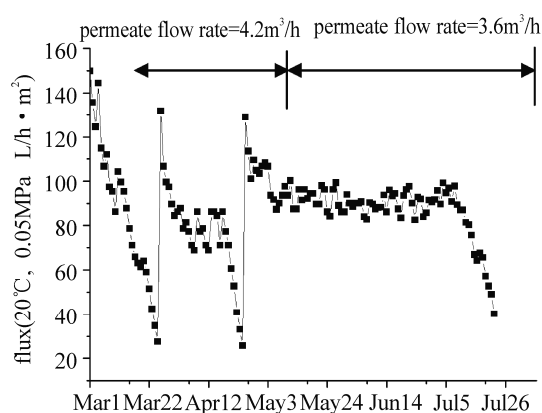


Figure 12. Variety of UF membrane flux during long time operation.

membrane, which may prevent pollutants from contacting with the membrane and slow down the fouling of the membrane [11]. But other researchers found that the dosage of inorganic coagulants may lead to accumulation of salts on membrane surface and accelerate the fouling [12, 13].

The results in Figure 10 showed that the addition of $\text{Al}_2(\text{SO}_4)_3$ or FeCl_3 was not favorable to the operation of UF membrane, especially when the alum was dosed before the membrane. The acceleration of the fouling was mainly caused by the interaction between coagulant and PVC alloy, which was confirmed by the supplier of the membrane.

Figure 11 and Figure 12 showed a long-term performance of the UF system when the raw water was directly filtered by the membrane. The initial pressure loss of the clean membrane was less than 0.02 MPa and gradually increased during the course of filtration. In the first 55 days (from March 6 to April 29), the permeate flow rate of UF membrane was kept at $4.5 \text{ m}^3/\text{h}$ (permeate flux= $120 \text{ L}/\text{m}^2\cdot\text{h}$), after 25~30 days, the operating pressure climbed up to 0.08 MPa, and a chemical cleaning was required. But when the flow rate fell to $3.6 \text{ m}^3/\text{h}$ (permeate flux= $90 \text{ L}/\text{m}^2\cdot\text{h}$, from April 6 to July 24), the

chemical cleaning cycle could be prolonged to near 90 days. The performance of the UF system was relatively steady at low permeate flux condition.

When the flux of UF membrane was lower than 30 L/m²·h in March and April, chemical cleaning was carried out. NaClO was used as cleaning agent in this experiment, after chemical cleaning, more than 90% of the fouling could be eliminated and the flux could be recovered to about 130 L/m²·h.

3.7. Operation of NF System

In a 120-day operation (Figure 13), the NF permeate flow rate was maintained at 1.8-2.0m³/h corresponding to a permeate flux at 24-27 L/m²·h. The operating pressure was over 0.7MPa within the first 7 days (in March) when water temperature varied from 13 to 15°C. With the advent of summer, the operating pressure fell to 0.49MPa when the water temperature increased to 25-27 °C in July.

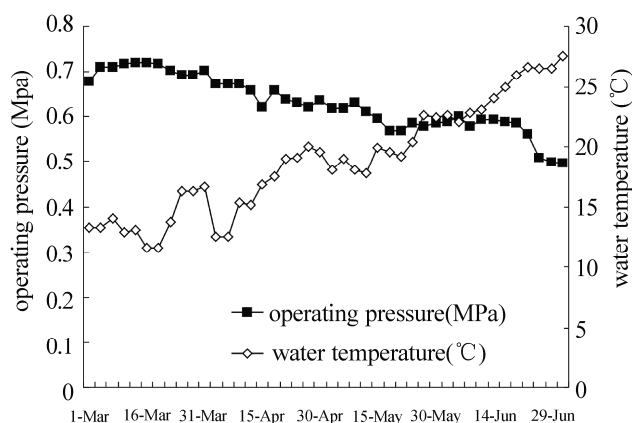


Figure 13. Variety of operating pressure of NF and water temperature during long time operation.

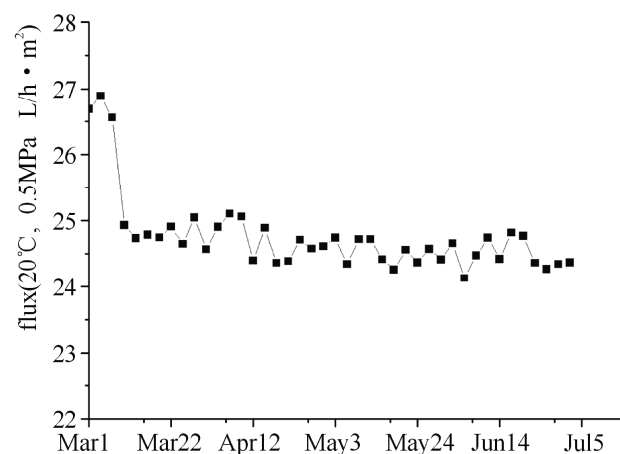


Figure 14. Variety of NF membrane flux during long time operation.

The flux measured at different temperature was corrected to the nominated flux at 25°C based on the temperature correction coefficients provided by the membrane manufacturer (shown in Figure 14), the permeate flux dropped drastically from 27 L/m²·h to 25 L/m²·h in the first 7 days, but after a 120-day continuous operation, the flux was maintained steadily at 24-25 L/m²·h, the reduction of NF flux was only 10% and no chemical clean was required.

4. Conclusions

The combined UF-NF process appeared to be a promising technology to remove dissolved organic pollutants from raw water of Huangpu River. UF exhibited an excellent capacity in the respect to reduction of turbidity, iron, manganese, and high MW organics, while NF could further retain relatively low MW organic compounds and inorganic salts. Nevertheless, the UF-NF process showed poor rejection of AOC which was mainly contributed by low MW organic. When the raw water was directly filtered by UF, the UF membrane could operate steadily at a permeate flux of 90 L/h·m², the addition of coagulant (alum or ferric chloride) was ineffective in alleviating the fouling of UF membrane. In a 120-day continuous operation, no serious fouling was observed in NF membrane, the flux was maintained steadily at 24-25 L/m²·h.

5. Acknowledgment

This research was supported by Shanghai Municipal Engineering Design General Institute and Shanghai Minhang Water supply Co. Ltd.

6. References

- [1] Y. Magara, S. Kunikane, and M. Itoh, "Advanced membrane technology for application to water treatment," *Wat Sci Tech*, Vol. 37, pp. 91-99, October 1998.
- [2] AWWA Membrane technology research committee, "Committee report: Membrane process," *JAWWA*, Vol. 90, pp. 91-105, June 1998.
- [3] S. Kunikane, M. Iton, and Y. Magara, "Advanced membrane technology of application to water treatment," *Water Supply*, Vol. 16, pp. 313-318, January 1998.
- [4] Amy, L. Gary, Collins, R. Michael, Kuo, C. James, King, and H. Paul, "Comparing gel permeation chromatography and ultrafiltration for the molecular weight characterization of aquatic organic matter," *J. AWWA*, Vol. 79, pp. 43-39, January 1987.
- [5] W. Liu, H. Wu, Z. Wang, S. L. Ong, J. Y. Hu and W. J. Ng, "Investigation of assimilable organic carbon (AOC) and bacterial regrowth in drinking water distribution system," *Water Research*, Vol. 36, pp. 891-898. February 2002.

- [6] D. Van der Kooij, W. A. M. Hijnen, and A. Visser, "Determining the concentration of easily assimilable organic carbon in drinking water," *J. AWWA*, Vol. 74, pp. 540–545, October 1982.
- [7] P. M. Huck, "Measurement of biodegradable organic matter and bacterial growth potential in drinking water," *J. AWWA*, Vol. 82, pp. 78–86, July 1990.
- [8] N. Park, B. Kwon, M. Sun, H. Ahn, C. Kim, C. Kwoak, D. Lee, S. Chae, H. Hyung, and J. Cho, "Application of various membranes to remove NOM typically occurring in Korea with respect to DBP, AOC and transport parameters," *Desalination*, Vol. 178, pp. 161–169, July 2005.
- [9] C. Cabassud, C. Anselme, and J. J. Bersillon, "Ultrafiltration as a non-polluting alternative to traditional clarification in water treatment," *Filtration & separation*, Vol. 28, pp. 194–198, July 1999.
- [10] Z. Wang, J. M. Yao, C. Zhou and J. S. Chu, "The influence of various operating conditions on the permeation flux during dead-end microfiltration," *Desalination*, Vol. 212, pp. 209–218, June 2007.
- [11] C. Guigui, J. C. Rouch, L. Durand-Bourlier, V. Bonnelye and P. Aptel, "Impact of coagulation conditions on the in-line coagulation/UF process for drinking water production," *Desalination*, Vol. 147, pp. 95–100, September 2002.
- [12] L. T. Veornique, R. W. Mark, J. Y. Bottero *et al.*, "Coagulation pretreatment for ultrafiltration of a surface water," *JAWWA*, Vol. 82, pp. 76–81, December 1990.
- [13] K. Khatib, J. Rose, O. Barres, W. Stone, J. Y. Bottero, and C. Anselme, "Physico-chemical study of fouling membrane mechanisms of ultrafiltration membrane on Biwa Lake(Japan)," *Jour Membrane Science*, Vol. 130, pp. 53–62, July 1997.