

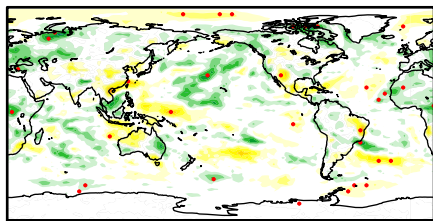
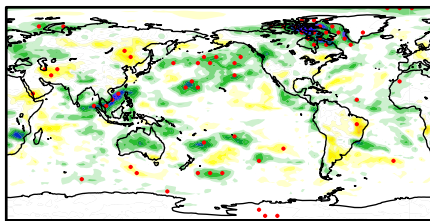
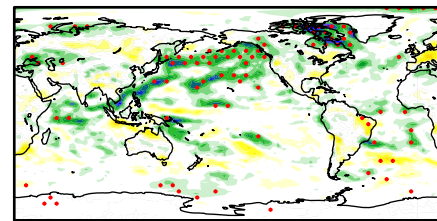
DMSRef

ShipLow – ShipZero

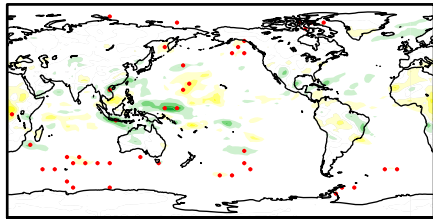
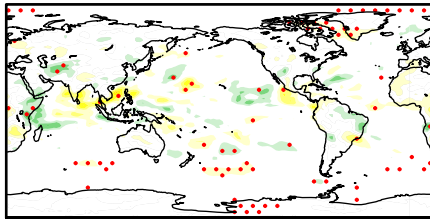
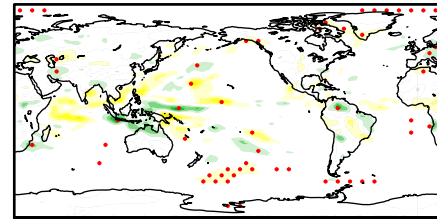
ShipRef – ShipZero

ShipHigh – ShipZero

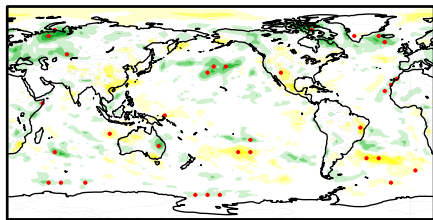
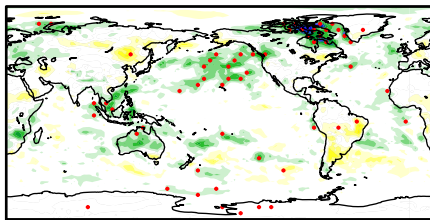
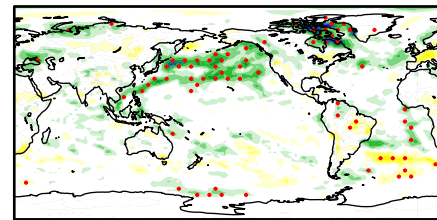
SW

(a) -0.036 ± 0.035 (65%)(b) -0.218 ± 0.037 (99%)(c) -0.253 ± 0.043 (99%)

LW

(d) 0.035 ± 0.005 (96%)(e) 0.065 ± 0.010 (99%)(f) 0.073 ± 0.010 (99%)

Net

(g) -0.001 ± 0.037 (2%)(h) -0.153 ± 0.024 (99%)(i) -0.179 ± 0.037 (99%)Cloud radiative effect at TOA (W m^{-2})