

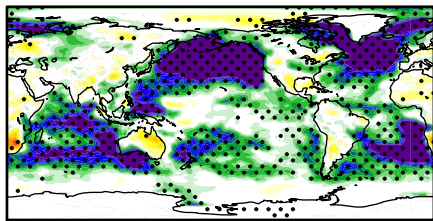
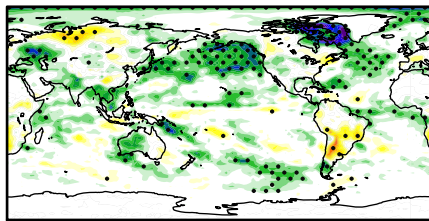
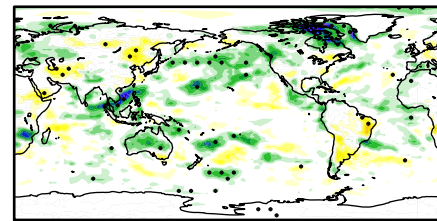
## ShipRef – ShipZero

DMSZero

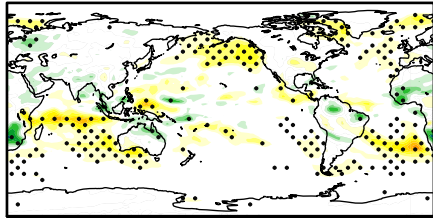
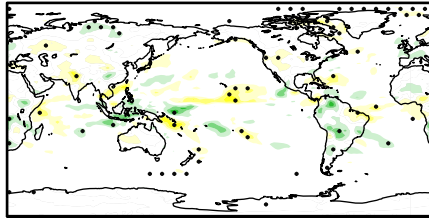
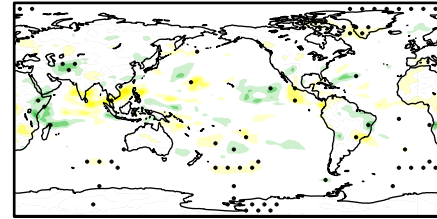
DMSLow

DMSRef

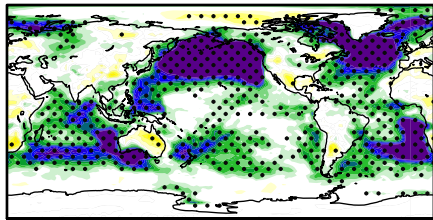
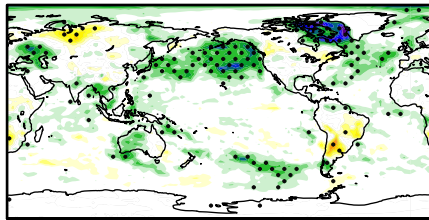
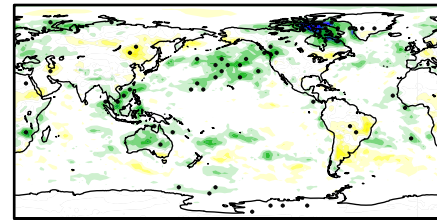
SW

(a)  $-2.435 \pm 0.035$  (99%)(b)  $-0.457 \pm 0.052$  (99%)(c)  $-0.218 \pm 0.037$  (99%)

LW

(d)  $0.253 \pm 0.006$  (99%)(e)  $0.073 \pm 0.010$  (99%)(f)  $0.065 \pm 0.010$  (99%)

Net

(g)  $-2.182 \pm 0.033$  (99%)(h)  $-0.384 \pm 0.042$  (99%)(i)  $-0.153 \pm 0.024$  (99%)Cloud radiative effect at TOA ( $\text{W m}^{-2}$ )