



Supplement of

Measurement report: Hygroscopic growth of ambient fine particles measured at five sites in China

Lu Chen et al.

Correspondence to: Fang Zhang (zhangfang2021@hit.edu.cn) and Zhanqing Li (zli@atmos.umd.edu)

The copyright of individual parts of the supplement might differ from the article licence.

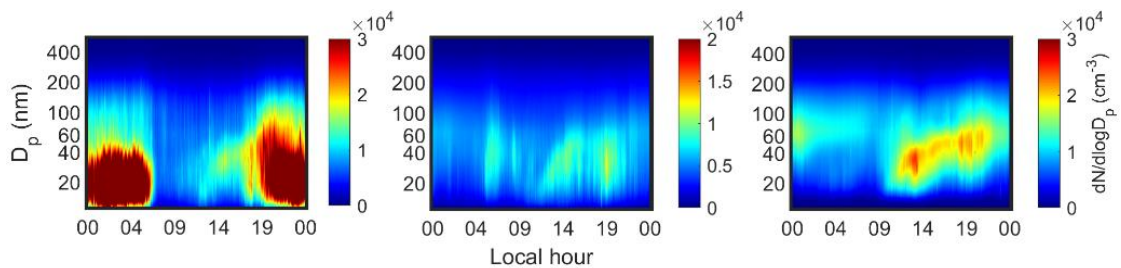


Figure S1. Campaign-averaged diurnal variations of particle number size distribution at the urban sites (GZ, SH, and BJ).

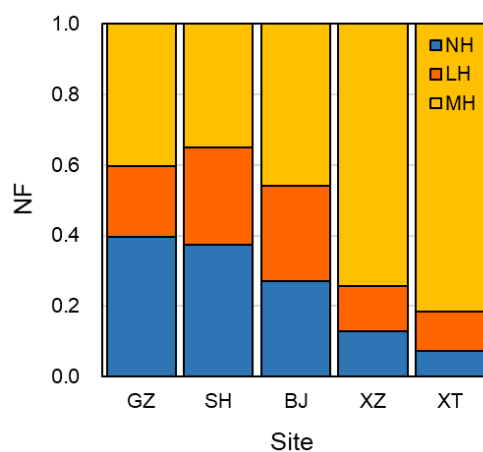


Figure S2. Campaign-averaged number fraction (NF) of nearly hydrophobic (NH, blue), less hygroscopic (LH, orange), and more hygroscopic (MH, yellow) group for 40 nm particles at each site on NPF days.

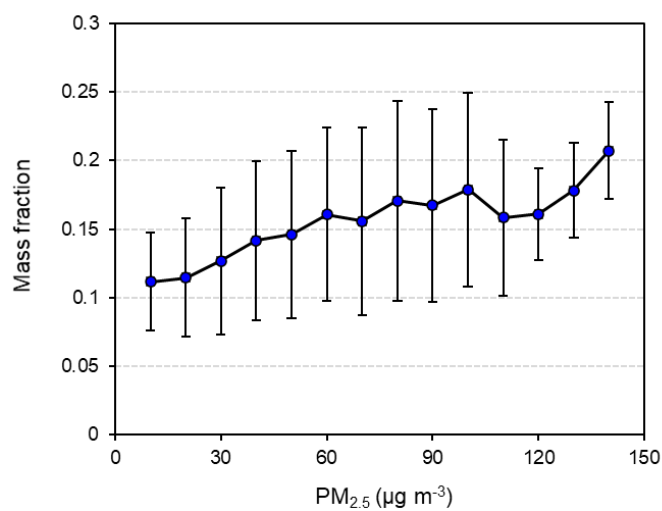


Figure S3. The dependence of mass fraction of primary organic aerosols on the mass concentration of $\text{PM}_{2.5}$.

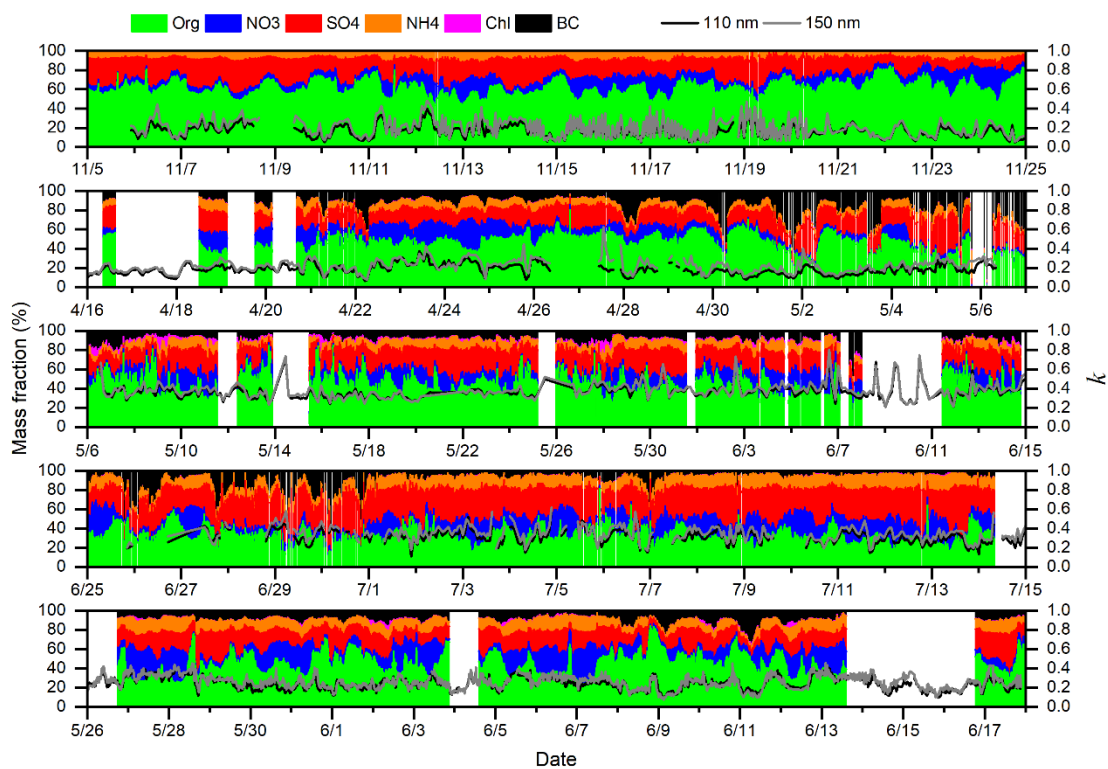


Figure S4. Time series of mass fraction of chemical composition in $PM_{2.5}$ and hygroscopic parameter κ for 110 and 150 nm particles derived by the HTDMA at the five sites (GZ, SH, BJ, XZ, and XT).