

**Get the *Mac mini Essentials* guide**

Learn more about setting up and using your Mac mini in the *Mac mini Essentials* guide.  
To view the guide, go to [support.apple.com/guide/mac-mini](https://support.apple.com/guide/mac-mini).

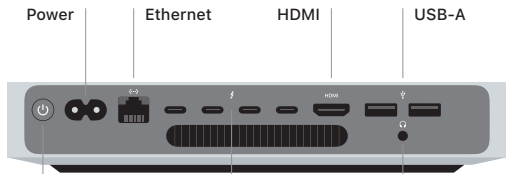

**Support**

For detailed information, go to [support.apple.com/mac/mac-mini](https://support.apple.com/mac/mac-mini).  
To contact Apple, go to [support.apple.com/contact](https://support.apple.com/contact).

# Mac mini

## Welcome to your Mac mini

Press the power button to start up Mac mini.  
Setup Assistant helps get you up and running.

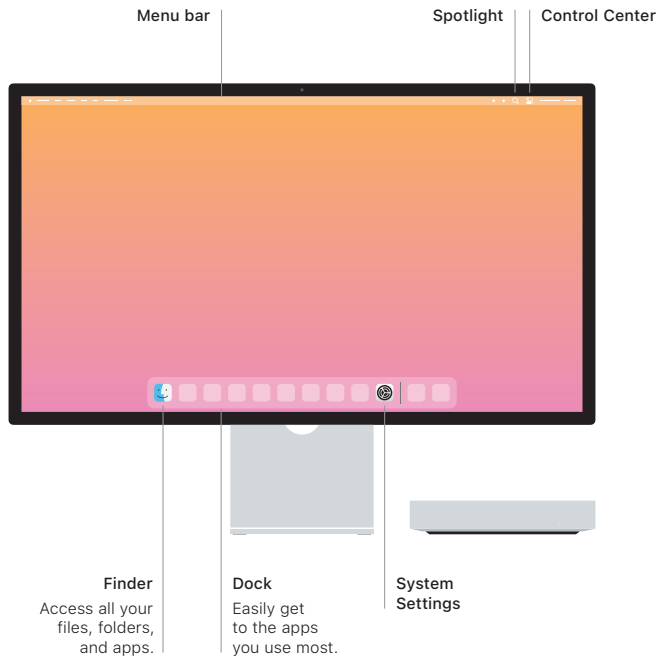


Power button

Thunderbolt 4

Connect external displays and high-performance peripherals.

Headphone



Menu bar

Spotlight

Control Center

Finder

Access all your files, folders, and apps.

Dock

Easily get to the apps you use most.

System Settings