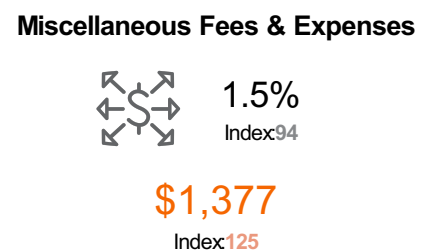
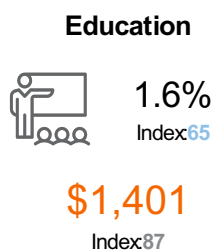
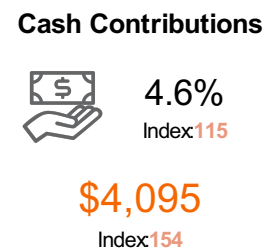
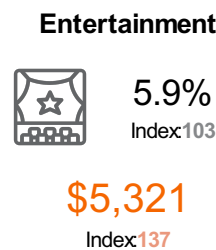
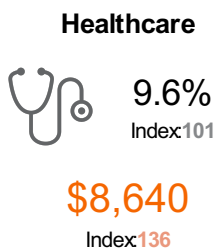
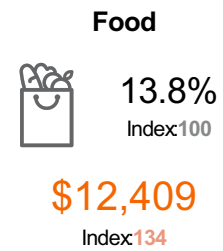
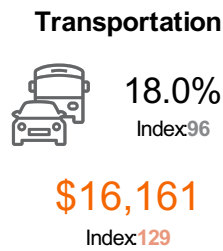
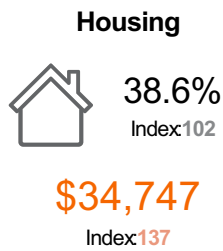


Total specified consumer expenditures: **\$22,391,703**



Benchmark: USA

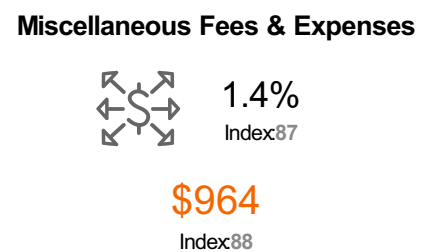
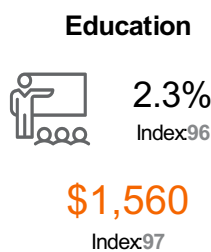
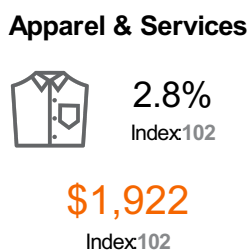
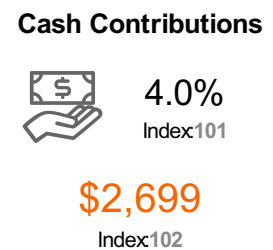
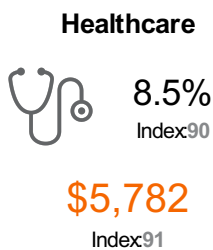
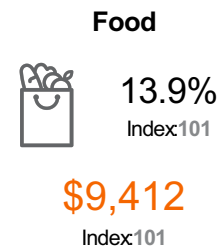
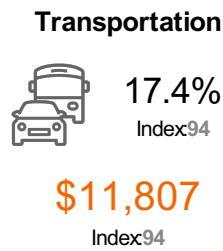
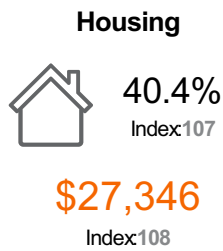
© 2023 Claritas, LLC. All rights reserved. Source: ©2023 Environics Analytics. (<https://claritas.easpotlight.com/Spotlight/About/3/2023>)

Note 1: All non-aggregate values represent per consumer unit annual averages.

Note 2: Displaying the top nine Consumer Buying Power categories ranked by percent composition.

Index Colours:	<80	80 - 110	110+
----------------	-----	----------	------

Total specified consumer expenditures: **\$3,112,206,473**



Benchmark: USA

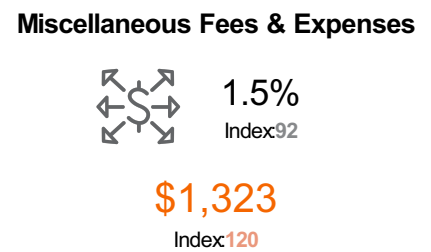
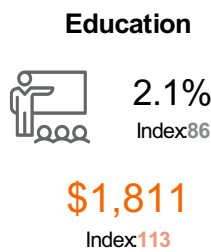
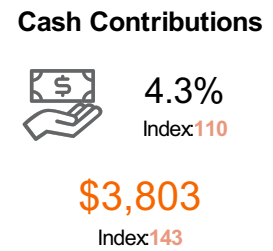
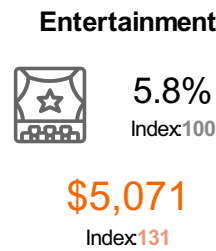
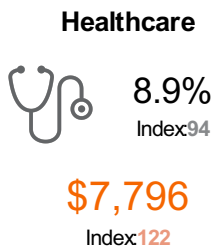
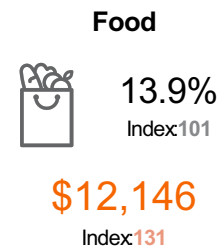
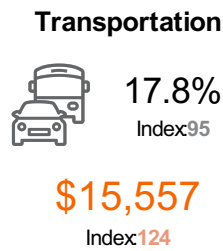
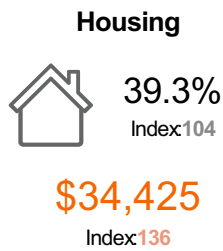
© 2023 Claritas, LLC. All rights reserved. Source: ©2023 Environics Analytics. (<https://claritas.easpotlight.com/Spotlight/About/3/2023>)

Note 1: All non-aggregate values represent per consumer unit annual averages.

Note 2: Displaying the top nine Consumer Buying Power categories ranked by percent composition.

Index Colours:	<80	80 - 110	110+
----------------	-----	----------	------

Total specified consumer expenditures: **\$8,679,847,614**



Benchmark: USA

© 2023 Claritas, LLC. All rights reserved. Source: ©2023 Environics Analytics. (<https://claritas.easpotlight.com/Spotlight/About/3/2023>)

Note 1: All non-aggregate values represent per consumer unit annual averages.

Note 2: Displaying the top nine Consumer Buying Power categories ranked by percent composition.

Index Colours:	<80	80 - 110	110+
----------------	-----	----------	------

Report Details

Name: Consumer Buying Power™ Expenditures Executive Report 2023
Date / Time: 1/6/2023 11:19:31 AM
Workspace Vintage: 2023

Trade Area

Name	Level	Geographies
9710 Scranton Rd - 1 mi.		N/A
9710 Scranton Rd - 3 mi.		N/A
9710 Scranton Rd - 5 mi.		N/A

Benchmark

Name	Level	Geographies
USA	Entire US	United States

DataSource

Product	Provider	Copyright
Consumer Buying Power™ - 2023 Estimates and 2028 Projections	Environics Analytics U.S. Bureau of Labour Statistics Claritas	©2023 Environics Analytics https://claritas.easpotlight.com/Spotlight/About
