

Supplementary information for:

Insights into the secondary fraction of the organic aerosol in a Mediterranean urban area: Marseille

Imad El Haddad^{1*}, Nicolas Marchand¹, Brice Temime-Roussel¹, Henri Wortham¹, Christine Piot^{2,3}, Jean-Luc Besombes², Christine Baduel³, Didier Voisin³, Alexandre Armengaud⁴, Jean-Luc Jaffrezo³

¹ Universités d'Aix-Marseille-CNRS, UMR 6264: Laboratoire Chimie Provence, Equipe Instrumentation et Réactivité Atmosphérique, Marseille, F-13331, France

² Laboratoire de Chimie Moléculaire et Environnement, Université Savoie-Polytech'Savoie, Chambéry, France

³ Université Joseph Fourier-Grenoble 1-CNRS, UMR 5183, Laboratoire de Glaciologie et Géophysique de l'Environnement, Saint Martin d'Hères, F-38402, France

⁴ Regional Network for Air Quality Monitoring (ATMO-PACA), 146 rue Paradis 13006 Marseille, France

*Corresponding author

Universités Aix-Marseille I, II, III, CNRS UMR 6264

Laboratoire Chimie Provence (LCP)

Saint Charles Campus (Case 29)

3 Place Victor Hugo, 13331 Marseille

Tel : +33 4 91 10 65 90

Fax : +33 4 91 10 63 77

Email : IMAD.El-Haddad@etu.univ-provence.fr

Notations

2-MGA	: 2-methylglyceric acid
2-MT1	: 2-methylthreitol
2-MT2	: 2-methylerythritol
2-MT	: 2-methyltetrols (sum of 2-MT1 and 2-MT2)
A1	: 3-hydroxyglutaric acid
A2	: 3-(2-hydroxyethyl)-2,2-dimethylcyclobutane carboxylic acid
A3	: 3-hydroxy-4,4-dimethylglutaric acid
A4	: 3-acetylglutaric acid
A5	: 3-acetyladipic acid
A6	: 3-isopropylglutaric acid
A7	: 3-methyl-1,2,3-butanetricarboxylic
BSOA	: Biogenic Secondary Organic Aerosol
BSOC	: Biogenic Secondary Organic Carbon
BSTFA	: N,O-bis(trimethylsilyl)-trifluoroacetamide
C	: β -caryophyllenic acid
CI	: Chemical Ionization
CMB	: Chemical Mass balance
CMB-SOC	: CMB unapportioned OC (mostly from secondary origin)
EC	: Elemental Carbon
EI	: Electron Ionization
f_c	: Contemporary Fraction
f_f	: Fossil Fraction
f_m	: Modern Fraction
f_{SOC}	: marker based approach established by Kleindienst et al., 2007 for the apportionment of SOC derived from specific hydrocarbons
HULIS	: HUmic Like Substances
HULIS _{WS}	: Water Soluble HUmic Like Substances
HULIS _T	: Total HUmic Like Substances
iEPOX	: isoprene dihydroxyperoxide
iRO ₂	: isoprene hydroxyperoxy radicals
iROOH	: isoprene hydroxyhydroperoxides
L	: 3-carboxyheptanoic acid
MACR	: methacrolein
MD	: Molecular Weight of TMS Derivatives
MVK	: methylvinylketone
MW	: Molecular Weight
OA	: Organic Aerosol
OC	: Organic Carbon
OM	: Organic Matter

OOA	: Oxygenated Organic Aerosol derived from AMS/PMF analysis
OPOA	: Oxidized Primary Organic Aerosol
Other SOC	: OC fraction that is not attributed to traditional BSOC or to POC
PA	: pinic acid
PC _C	: Primary Contemporary Carbon
PC _F	: Primary Fossil Carbon
PM	: Particulate Matter
POA	: Primary Organic Aerosol
POC	: Primary Organic Carbon
POC _C	: Primary Contemporary Organic Carbon
POC _F	: Primary Fossil Organic Carbon
PNA	: pinonic acid
RT	: Retention time
SOA	: Secondary Organic Aerosol
SOC	: Secondary Organic Carbon
SOC _C	: Secondary Contemporary Organic Carbon
SOC _F	: Secondary Fossil Organic Carbon
TC _C	: Total Contemporary Carbon
TC _F	: Total Fossil Carbon
TEOM-FDMS	: Tapered Element Oscillating Microbalance – Filter Dynamic Measurement System
TMS	: trimethylsilyl
TOC	: Total Organic Carbon
Traditional BSOC	: sum of BSOC derived from isoprene, α -pinene and β -caryophyllene estimated using f_{SOC} approach
VOC	: Volatile Organic Compounds

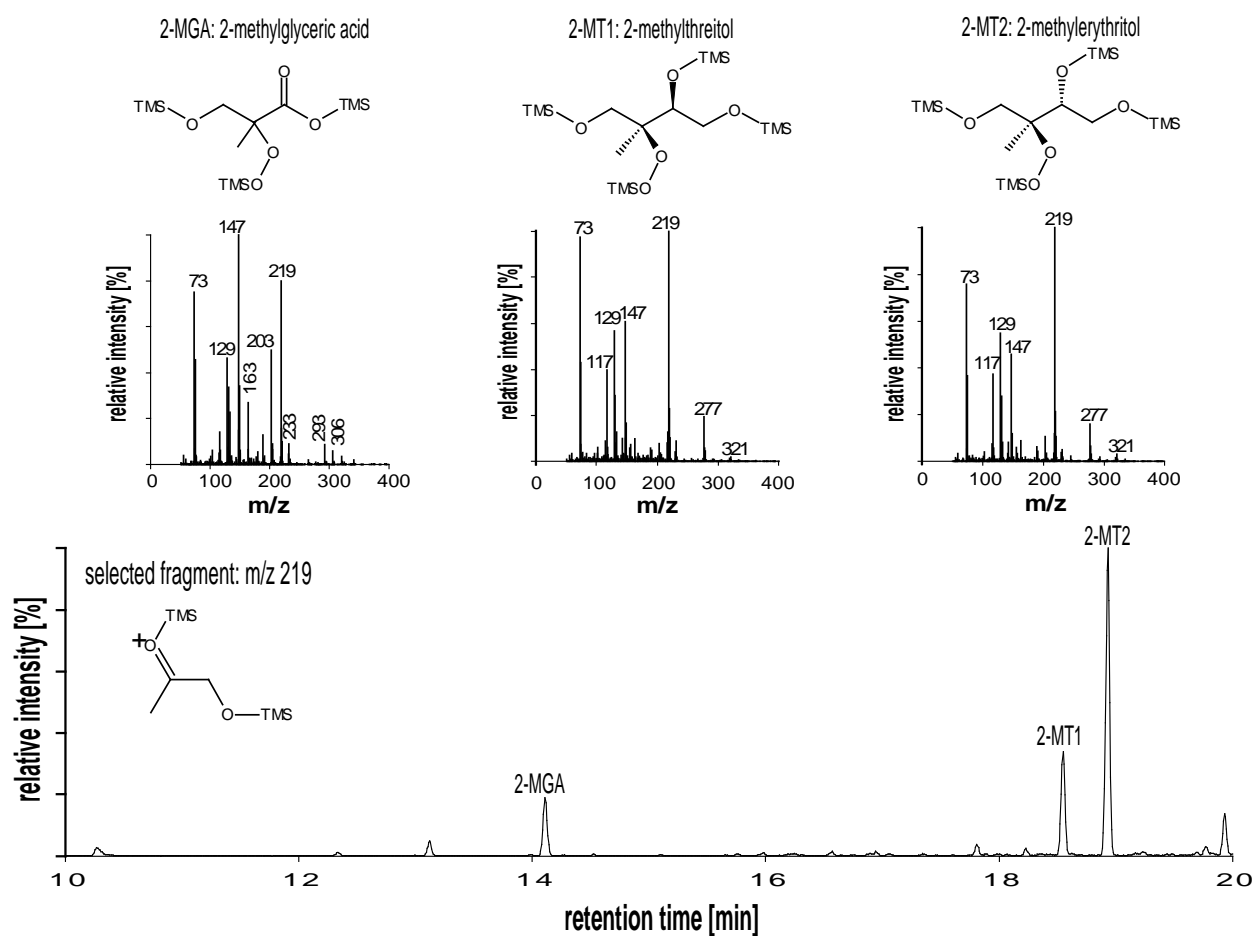


Figure S1: GC-MS chromatogram (selected ion: m/z 219) of BSTFA derivatives of isoprene SOC markers in ambient PM_{2.5}.

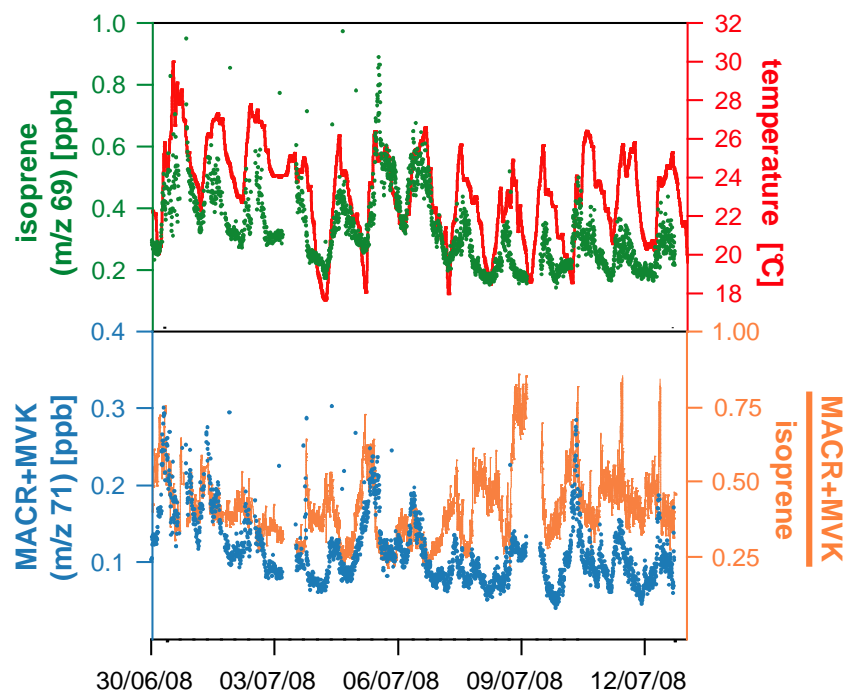


Figure S2: Temporal trends of isoprene (m/z 69) [ppb] and the sum of methacrolein and methylvinylketone (MACR+MVK, m/z 71) [ppb] measured by HS-PTRMS. Also shown are temporal trends of temperature [°C] and (MACR+MVK)-to-isoprene ratio.

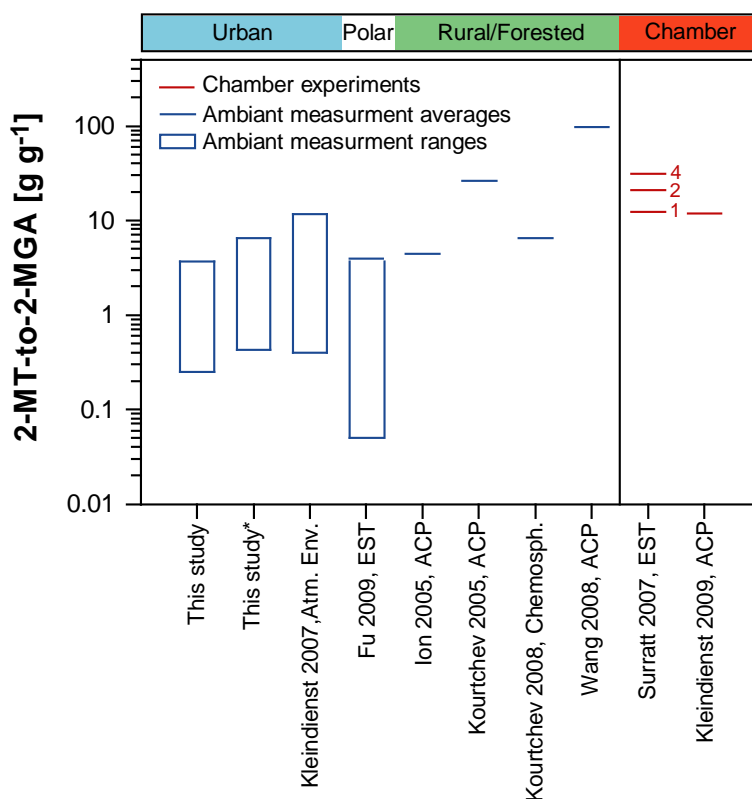


Figure S3: comparison of 2-MT-to-2-MGA ratios found in ambient aerosol and chamber experiments (Ion et al., 2005;Kourtchev et al., 2005;Kleindienst et al., 2007;Surratt et al., 2007;Kourtchev et al., 2008;Wang et al., 2008;Fu et al., 2009;Kleindienst et al., 2009). For Surratt et al. (2007), the numbers 1, 2, and 4 denote neutral, mid acidic and high acidic seed aerosol.

The 2-MT-to-2-MGA ratio represents a key parameter in the estimation of isoprene SOA, as discussed in section 4.1.3. In this study this ratio ranges from 0.3 to 3.7 g g⁻¹ and a strong dependence upon the NO_x concentrations has been highlighted (higher ratios at lower NO_x concentrations). This result suggests that the fate of isoprene RO₂ plays a major role in the formation of 2-methyltetrols (2-MT) and 2-methylglyceric acid (2-MGA).

Figure S3 compares 2-MT-to-2-MGA ratios obtained in this study with those reported in different environments and chamber experiments (Ion et al., 2005;Kourtchev et al., 2005;Kleindienst et al., 2007;Surratt et al., 2007;Kourtchev et al., 2008;Wang et al., 2008;Fu et al., 2009;Kleindienst et al., 2009). The first noteworthy feature in this figure is that 2-MT-to-2-MGA ratios found in ambient measurements span more than three orders of magnitude [0.05-100 g g⁻¹], suggesting that this ratio and hence the fate of isoprene RO₂ seems to be highly dependant on the ambient oxidation conditions. It can be noticed furthermore that this wide range of ratios encompasses the one found in our study.

In order to compare our 2-MT-to-2-MGA ratios with those reported in Kleindienst et al. (2007) at the urban site of the Research Triangle Park, North Carolina, one has to consider the biases induced by the use of different quantification surrogates. In our case, we have used the glyceric acid and the threitol as surrogate standards to quantify the atmospheric concentrations of 2-MGA and 2-MT, respectively. For contrast, a single compound (cis-ketopinic acid) was used in Kleindienst et al. (2007) for the

quantification of both compounds in ambient aerosol and chamber experiments. Using a single compound instead of the two surrogates used here would increase our 2-MT-to-2-MGA ratios by a systematic factor of 1.7 (indicated in Figure 1 by the term “**This study***”) and allows the direct comparison with Kleindienst et al. (2007) data. In such conditions, the range of ratios found in this study matches the range measured by Kleindienst et al. (2007).

With respect to the same ratio reported in chamber experiments, the measured values are significantly higher than those found in urban environments (This study, Kleindienst et al. (2007)), which is one of the most influencing sources of uncertainty in the estimation of isoprene SOA (section 4.1.3). In particular, under no NO_x where the 2-MT are predominant compounds and the 2-MT-to-2-MGA are the highest (Surratt et al., 2006;Paulot et al., 2009), the value reported in Kleindienst et al. (2009) for isoprene OH-oxidation is 12 g g^{-1} (Kleindienst et al., 2009). Consequently, in urban sites, one would expect that inputs of NO_x would lead to lower values (Surratt et al., 2006;Paulot et al., 2009), which is totally in agreement with our findings.

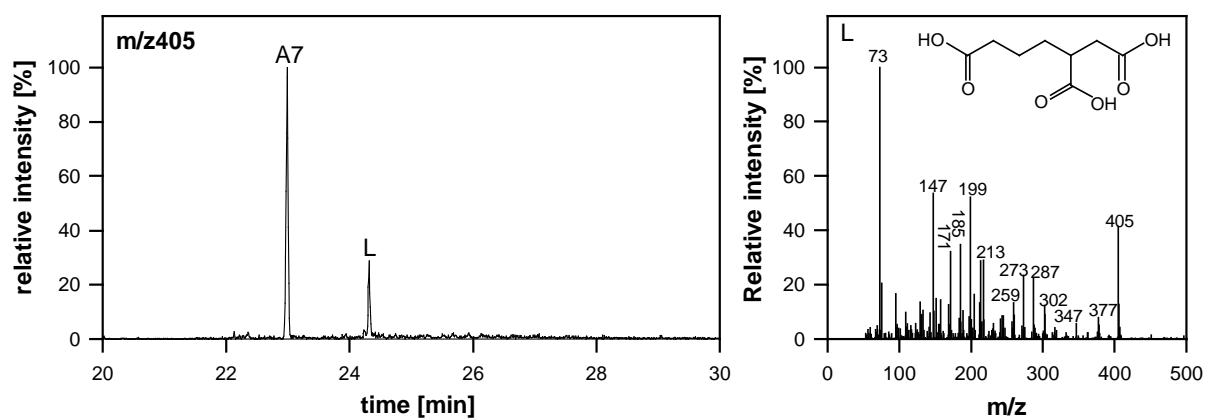


Figure S4: GC-MS chromatogram (selected ion: m/z 405) of BSTFA derivatives of C8-tricarboxylic acids in ambient $PM_{2.5}$. A7 denotes 3-methyl-1,2,3-butanetricarboxylic acid a marker of α -pinene, which originate from further reaction of pinic acid (Szmigielski et al., 2007;Kourtchev et al., 2009). L is tentatively identified as 3-carboxyheptanedioic acid, a specific marker of δ -limonene SOA by comparison of its mass spectral patterns to that reported in Kourtchev et al. (2009).

References

- (1) Fu, P.; Kawamura, K.; Chen, J.; Barrie, L. A.: Isoprene, Monoterpene, and Sesquiterpene Oxidation Products in the High Arctic Aerosols during Late Winter to Early Summer, *Environmental Science & Technology*, 43(11), 4022-4028, 2009.
- (2) Ion, A. C.; Vermeylen, R.; Kourtchev, I.; Cafmeyer, J.; Chi, X.; Gelencser, A.; Maenhaut, W.; Claeys, M.: Polar organic compounds in rural PM_{2.5} aerosols from K-pusztá, Hungary, during a 2003 summer field campaign: Sources and diel variations, *Atmospheric Chemistry and Physics*, 5(1805-1814), 2005.
- (3) Kleindienst, T. E.; Jaoui, M.; Lewandowski, M.; Offenberg, J. H.; Lewis, C. W.; Bhave, P. V.; Edney, E. O.: Estimates of the contributions of biogenic and anthropogenic hydrocarbons to secondary organic aerosol at a southeastern US location, *Atmospheric Environment*, 41(37), 8288-8300, 2007.
- (4) Kleindienst, T. E.; Lewandowski, M.; Offenberg, J. H.; Jaoui, M.; Edney, E. O.: The formation of secondary organic aerosol from the isoprene plus OH reaction in the absence of NO_x, *Atmospheric Chemistry and Physics*, 9(17), 6541-6558, 2009.
- (5) Kourtchev, I.; Copolovici, L.; Claeys, M.; Maenhaut, W.: Characterization of Atmospheric Aerosols at a Forested Site in Central Europe, *Environmental Science & Technology*, 43(13), 4665-4671, 2009.
- (6) Kourtchev, I.; Ruuskanen, T.; Maenhaut, W.; Kulmala, M.; Claeys, M.: Observation of 2-methyltetrols and related photo-oxidation products of isoprene in boreal forest aerosols from Hyytiälä, Finland, *Atmospheric Chemistry and Physics*, 5(2761-2770), 2005.
- (7) Kourtchev, I.; Warnke, J.; Maenhaut, W.; Hoffmann, T.; Claeys, M.: Polar organic marker compounds in PM_{2.5} aerosol from a mixed forest site in western Germany, *Chemosphere*, 73(8), 1308-1314, 2008.
- (8) Paulot, F.; Crouse, J. D.; Kjaergaard, H. G.; Kurten, A.; St Clair, J. M.; Seinfeld, J. H.; Wennberg, P. O.: Unexpected Epoxide Formation in the Gas-Phase Photooxidation of Isoprene, *Science*, 325(5941), 730-733, 2009.
- (9) Surratt, J. D.; Lewandowski, M.; Offenberg, J. H.; Jaoui, M.; Kleindienst, T. E.; Edney, E. O.; Seinfeld, J. H.: Effect of acidity on secondary organic aerosol formation from isoprene, *Environmental Science & Technology*, 41(15), 5363-5369, 2007.
- (10) Surratt, J. D.; Murphy, S. M.; Kroll, J. H.; Ng, N. L.; Hildebrandt, L.; Sorooshian, A.; Szmigielski, R.; Vermeylen, R.; Maenhaut, W.; Claeys, M.; Flagan, R. C.; Seinfeld, J. H.: Chemical composition of secondary organic aerosol formed from the photooxidation of isoprene, *Journal of Physical Chemistry A*, 110(31), 9665-9690, 2006.
- (11) Szmigielski, R.; Surratt, J. D.; Gomez-Gonzalez, Y.; Van der Veken, P.; Kourtchev, I.; Vermeylen, R.; Blockhuys, F.; Jaoui, M.; Kleindienst, T. E.; Lewandowski, M.; Offenberg, J. H.; Edney, E. O.; Seinfeld, J. H.; Maenhaut, W.; Claeys, M.: 3-methyl-1,2,3-butanetricarboxylic acid: An atmospheric tracer for terpene secondary organic aerosol, *Geophysical Research Letters*, 34(24), 2007.
- (12) Wang, W.; Wu, M. H.; Li, L.; Zhang, T.; Liu, X. D.; Feng, J. L.; Li, H. J.; Wang, Y. J.; Sheng, G. Y.; Claeys, M.; Fu, J. M.: Polar organic tracers in PM_{2.5} aerosols from forests in eastern China, *Atmospheric Chemistry and Physics*, 8(24), 7507-7518, 2008.