

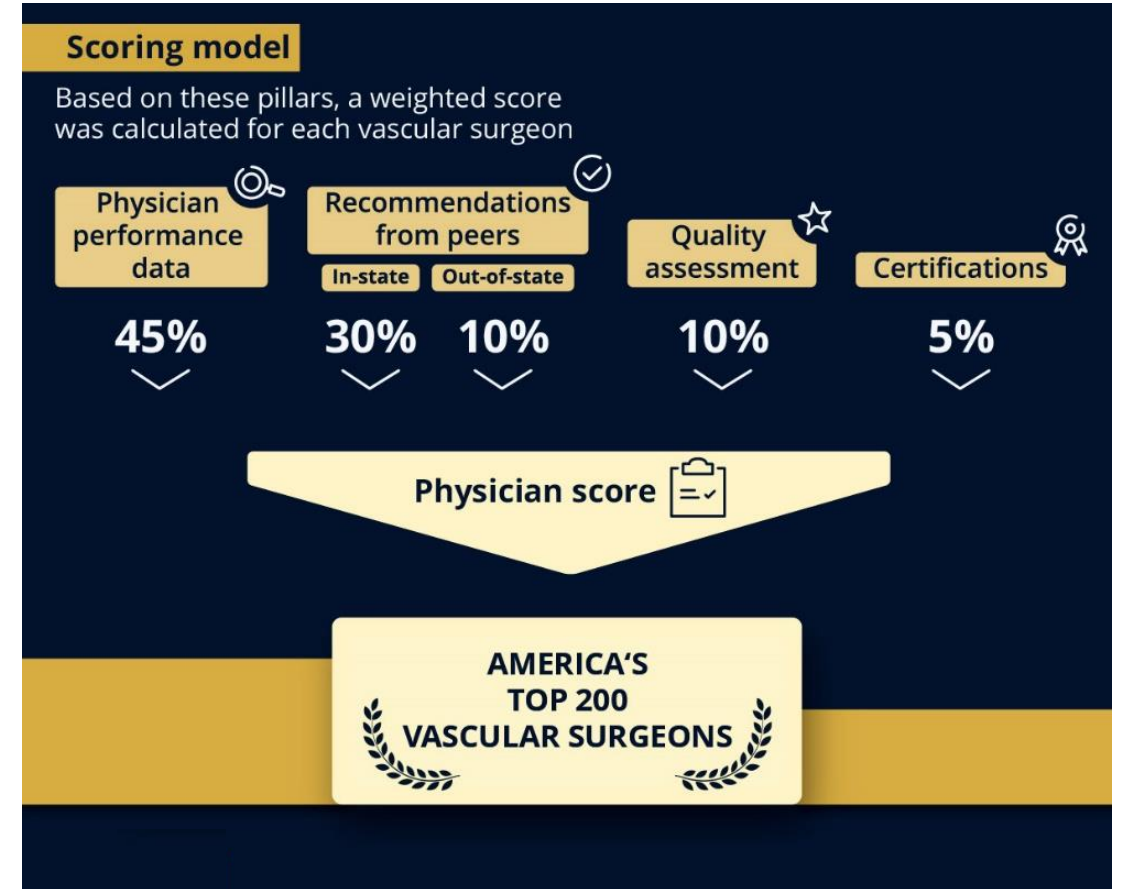
METHODOLOGY

America's Best Vascular Surgeons 2024



Methodology – America's Best Vascular Surgeons 2024

How we did it – a brief summary of the project

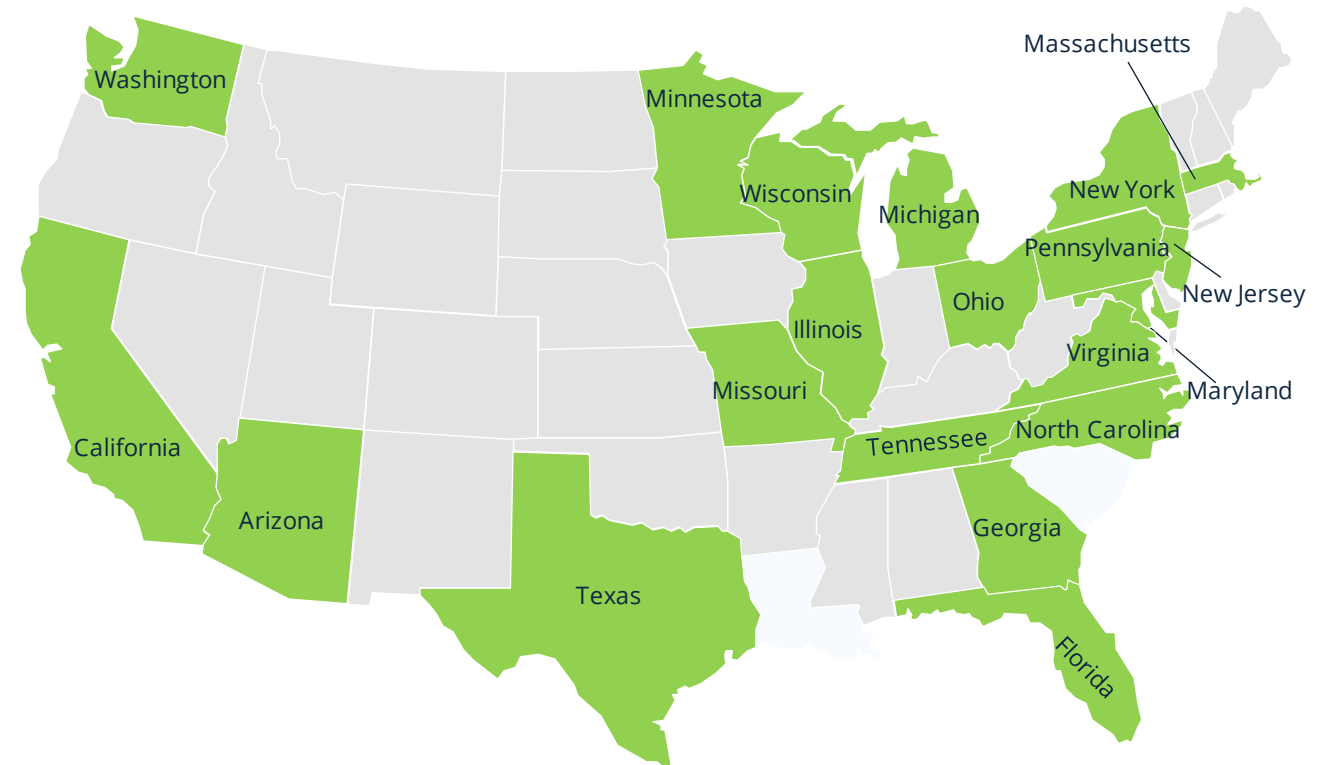


Vascular surgeons from the 20 states with the highest number of physicians were eligible for the ranking

Geographical Distribution

- The following 20 states with the highest number of physicians, according to the KFF⁽¹⁾, were included in the survey:

- Arizona
- California
- Florida
- Georgia
- Illinois
- Maryland
- Massachusetts
- Michigan
- Minnesota
- Missouri
- New Jersey
- New York
- North Carolina
- Ohio
- Pennsylvania
- Tennessee
- Texas
- Virginia
- Washington
- Wisconsin



The evaluation is based on four pillars

Data Sources



Physician fee for service data from CareJourney was used to evaluate a physicians' performed procedures against the state average

Methodology: Physician Performance Data

1 Physician Performance Data

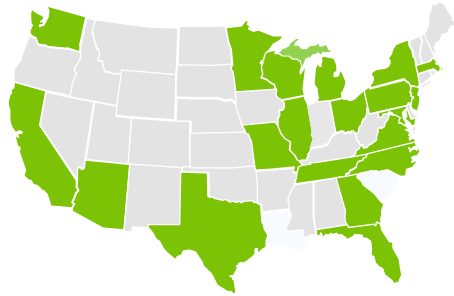
- **The volume of episodes performed was compared against the state average across following measures⁽¹⁾:**
 - Creation or repair of blood vessel access for dialysis
 - Surgery to improve blood flow in carotid arteries
 - Surgery to restore blood flow to the leg
 - Varicose vein treatment
 - Peripheral Vascular Disease
- **Evaluated Measures per procedure⁽¹⁾:**
 - Average LOS (Days) of Institutional Long-term Stay
 - ER Visits per 1,000 Episodes
 - Mortality Rate
 - Complications by Episode
 - Unplanned Readmissions per 1,000 Episodes
- Physicians who performed a procedure above the state average received either 1 or 2 ribbons depending on the volume of episodes performed.
- The analysis was based on Medicare fee for service claims data for the year 2022.

PHYSICIAN PERFORMANCE DATA CONSTITUTES 45% OF THE TOTAL SCORE

Thousands of medical professionals were invited to an online survey

2 Physician recommendations from peers


From March to April 2024, Statista invited thousands of medical experts (physicians with knowledge in the field of vascular surgery, managers/administrators and other medical professionals in the field of vascular surgery) in 20 US states to an online survey. The survey was also promoted on newsweek.com. Recommendations from peers constitute 40% of the total physician score.



Online survey among medical professionals in the 20 US states with the highest number of physicians.



Participants were asked to recommend physicians in their own state and in any of the other US states included in the survey. They were also able to specify a standout treatment (e.g., Surgery to improve blood flow in carotid arteries) for the recommended physician.



Analysis of recommendations for each physician. The reason of recommendation (e.g., well-known specialist), the working experience of the participant and the order of recommendation were considered.

A quality score and certifications were taken into consideration for all physicians

Methodology: Quality score and certifications

3 Quality assessment

- For In-State recommendations, participants were asked to assess the **quality of care** (e.g., treatments, follow-up care, use of most recent equipment), **professional expertise** (e.g., knowledge in medical field) and **waiting time** (until appointment) of the vascular surgeon.
- Vascular surgeons who only received out-of-state recommendations were given a baseline score.
- For each recommended vascular surgeon, participants rated the quality dimensions on a scale from 1 (“poor”) to 10 (“excellent”)
- A quality score was calculated for each vascular surgeons with In-State recommendations. This score accounts for 10% of the total score.

QUALITY SCORE

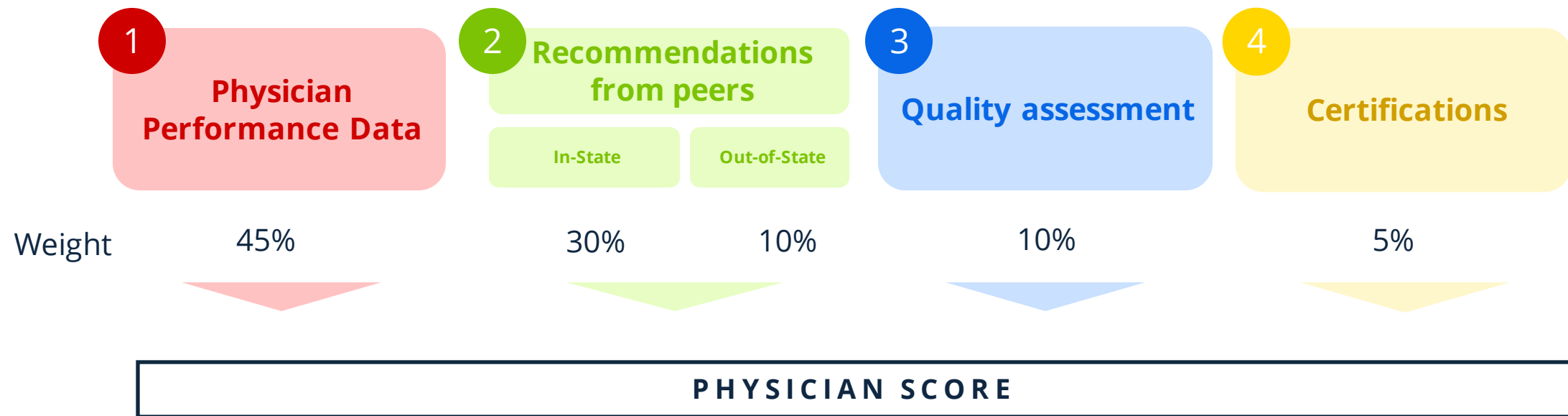
4 Certifications

- The following American Board of Surgery certifications were included:
 - Vascular Surgery Certification
 - Surgery Certification
- Certifications account for 5% of the total score.

CERTIFICATIONS SCORE

A score was calculated for each vascular surgeon

Scoring Model



The total physician score is based on the four pillars and their respective weights listed above.

As a result, the top 200 vascular surgeons were awarded

Toplist of leading vascular surgeons in the US

Vascular Surgeons	Hospital Affiliation	City, State	Certifications, Treatments and More
Joshua D Adams, MD	Carilion Roanoke Memorial Hospital	Roanoke, VA	Click to Display ↓
Brent T Allen, MD	Barnes-Jewish West County Hospital	Saint Louis, MO	Click to Display ↓
Vishnu V Ambur, MD	Memorial Regional Medical Center	Mechanicsville, VA	Click to Display ↓
Hammad Amer, MD, RPVI	Banner Heart Hospital	Mesa, AZ	Click to Display ↓
Leonard Stephen Anderson, MD	United Health Services Hospitals, Inc	Binghamton, NY	Click to Display ↓

[...]

Notes

- Hospital affiliation for each physician was determined by patient volume⁽¹⁾. For physicians with no data regarding hospital affiliation, affiliation was determined by desk research.
- If the specified affiliated hospital has been awarded in a recent hospital ranking by Newsweek and Statista, it is listed under 'Affiliated with best hospital'
- The state average performance for a specific procedure is marked with 1 or 2 ribbons. If a particular procedure has been recommended frequently by peers, it is indicated under 'Peers Choice'.

LEADING VASCULAR SURGEONS WERE AWARDED

America's Best Vascular Surgeons partner network

Overview of involved parties

Newsweek

About Newsweek

Newsweek is a premier news magazine and website that has been bringing high-quality journalism to readers around the globe for over 80 years.

Newsweek provides the latest news, in-depth analysis and ideas about international issues, technology, business, culture and politics. In addition to its online and mobile presence, Newsweek publishes weekly English print editions in the United States, Europe/Middle East/Africa and Asia as well as editions in Japanese, Korean, Polish, Serbian and Spanish.

[newsweek.com](https://www.newsweek.com)

statista 

About Statista R

Statista R is a world leader in the creation of company, brand, and product rankings and top lists, based on comprehensive market research and data analysis: Statista R recognizes the best. With a team of over 100 expert analysts and in cooperation with more than 40 high profile media brands across all continents, Statista R creates transparency for consumers and business decision makers and helps companies build trust and recognition across a plethora of industries and product categories. Visit r.statista.com for further information about Statista R and our rankings.

Statista R is a division of Statista. The leading data and business intelligence portal provides an extensive collection of statistics, reports, and insights on over 80,000 topics from 22,500 sources in 170 industries. Find out more at [statista.com](https://www.statista.com).

Disclaimer

The rankings are comprised exclusively of physicians that are eligible regarding the scope described in this document. A mention in the toplist is a positive recognition based on peer recommendations and available data sources at the time. The toplist is the result of an elaborate process which, due to the interval of data-collection and analysis, is a reflection of the past 12 months only. Furthermore, any events preceding or following the period January 1st, 2024 – May 6th, 2024, were not included in the metrics. As such, the results of this toplist should not be used as the sole source of information for future deliberations.

The information provided in this toplist should be considered in conjunction with other available information about physicians or, if possible, accompanied by a visit to a hospital/physician's practice. The quality of physicians that are not included in the toplist is not disputed.