

## ACTIVATE YOUR DEVICE



### 1. PLACE YOUR SMART AIR QUALITY MONITOR

Place the device in an area with good airflow and don't obstruct the air intake vent.



### 2. PLUG IN THE DEVICE

Plug your Smart Air Quality Monitor into an outlet using the included power adapter for best performance. A blue light will blink on the device.




### 3. GET THE LATEST AMAZON ALEXA APP

Download and install the latest version of the Alexa app from the app store on your phone or tablet.

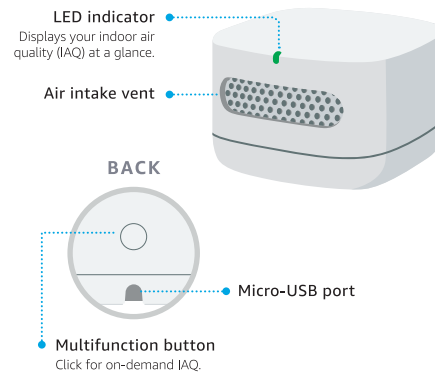


### 4. FOLLOW SETUP IN APP

Open the Alexa app and log in with your existing Amazon account username and password or create a new account.

- Tap the More  icon, select Add a Device, and search for Air Quality Monitor.
- If prompted by the app, scan the barcode on the back page or on the bottom of the device.

## MEET YOUR SMART AIR QUALITY MONITOR








Button Press	Time	Function
Press & hold	5-12 sec.	Manual setup mode
Quick press	< 1/2 sec.	Show IAQ color
Long hold	12 sec.	Factory reset
Press & release quickly	5x in 2 sec.	Power off mode

**Also included:** Micro-USB cable, power adapter

## UNDERSTAND YOUR DEVICE

### LED INDICATOR COLORS

The LED indicator displays IAQ at a glance.

<b>Setup</b>	 <b>Blue:</b> Setup mode
	 <b>Purple:</b> Connectivity issue
<b>Air Quality</b>	 <b>Green:</b> Good air quality
	 <b>Yellow:</b> Moderate air quality
	 <b>Red:</b> Poor air quality



### FOR HELP AND TROUBLESHOOTING

Go to Help & Feedback in the Alexa app or visit [amazon.com/devicesupport](https://amazon.com/devicesupport).

## INTERACT WITH ALEXA

Using an Alexa-enabled device or the Alexa app on your phone, you can access real-time information from your Smart Air Quality Monitor.

Try asking your Alexa-enabled device, **"Alexa, what is the indoor air quality?"**

You can also stop responses at any time by saying, **"Alexa, stop."**

### DO MORE WITH THE ALEXA APP

- Get easy-to-understand air quality scores
- See air quality trends
- Discover ways to interact with Alexa
- Configure rooms
- Set up notifications and preferences

