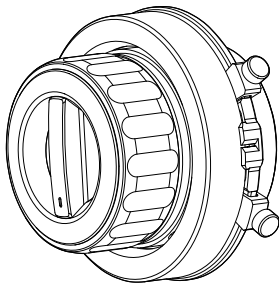


DJI Focus Handwheel

User Guide

V1.0 2016.08



Disclaimer and Warning

Congratulations on purchasing your new DJI™ product. The information in this document affects your safety and your legal rights and responsibilities. Read this entire document carefully to ensure proper configuration before use. Failure to read and follow instructions and warnings in this document may result in serious injury to yourself or others, or damage to your DJI product or damage to other objects in the vicinity. This document and all other collateral documents are subject to change at the sole discretion of DJI. For up-to-date product information, visit <http://www.dji.com> and click on the product page for this product.

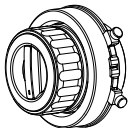
By using this product, you hereby signify that you have read this disclaimer and warning carefully and that you understand and agree to abide by the terms and conditions herein. You agree that you are solely responsible for your own conduct while using this product, and for any consequences thereof. You agree to use this product only for purposes that are proper and in accordance with all applicable laws, rules, and regulations, and all terms, precautions, practices, policies and guidelines DJI has made and may make available.

DJI accepts no liability for damage, injury or any legal responsibility incurred directly or indirectly from the use of this product. The user shall observe safe and lawful practices including, but not limited to, those set forth in this document.

DJI is a trademark of SZ DJI TECHNOLOGY CO., LTD. (abbreviated as "DJI") and its affiliated companies. Names of products, brands, etc., appearing in this manual are trademarks or registered trademarks of their respective owner companies.

In the Box

Handwheel ×1



Communication Cable ×1



Hard Stop Screws x2

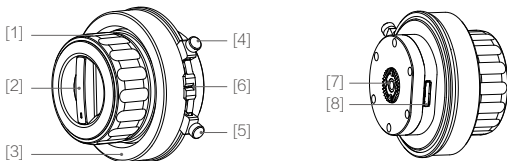


Mounting Screw x1



Introduction

The DJI Focus Handwheel enables users to control the aperture and focus of the OSMO™ Pro/RAW as well as zoom with precision and convenience.



[1] Focus Wheel

Controls the Osmo Pro/RAW camera lens.

[2] Stiffness Control

Adjusts focus wheel stiffness.

[3] Marking Ring

Provides a marking scale.

[4] [5] Hard Stop Screws

Adjustable hard stops limit the focus wheel travel range.

[6] Status LED/Backlight

Indicates Osmo Pro/RAW communication status and illuminates the marking ring from behind.

[7] DJI Rosette Mount

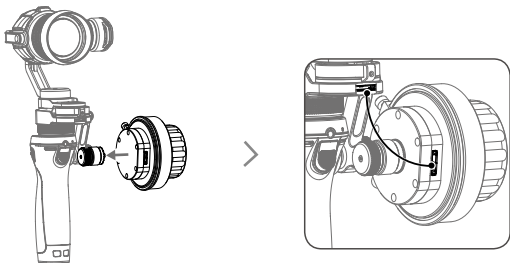
Mounting point on Osmo Pro/RAW.

[8] Communication Port

Connects to the Osmo Pro/RAW.

Installation

1. Attach the Focus Handwheel to the Osmo Pro/RAW as shown then tighten the screw.
2. Connect the Communication Port on the Focus Handwheel to the Osmo Pro/RAW for power supply and communication. Ensure the cable's orientation is correct before plugging into the ports.



The Status LED indicates the communication status of the Osmo Pro/RAW after it is powered on. Refer to the table below for more information about the blinking patterns.

Status LED Description

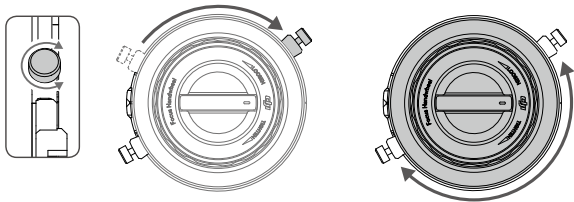
Status LED	Description
Blinks quickly	Upgrade failed.
Blinks slowly	No device detected
Solid on	Working properly

Focus Wheel Settings

Setting Mechanical Limits

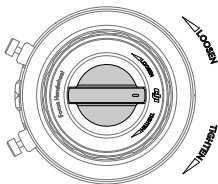
The two adjustable hard stop screws around the focus wheel can be used to limit the travel range physically.

1. Loosen the hard stop screws, slide them to the desired positions and tighten.
2. The travel range of the focus wheel is now limited to the distance between the two hard stop screws.



Adjusting the Stiffness

Turn the control knob at the center while holding the focus wheel to adjust the stiffness of the wheel. Adjust the focus wheel until it reaches a stiffness or looseness that feels comfortable.




- The rotation direction of the Focus wheel can be reversed in the DJI GO app.
 - The aperture, focus or zoom (subject to compatibility of the lens) control can be switched in the DJI GO app.
-

Calibration

Only calibrate the Focus Handwheel when you feel lens control is not optimal.

How to Calibrate

Within the first four seconds after powering on, rotate the Focus wheel back and forth across its full travel range four times.



Firmware Upgrade

The Focus Handwheel can be upgraded through the Osmo Pro/RAW. Please refer to the Osmo Pro/RAW Upgrade Guide for more information.

<http://www.dji.com/product/osmo/info#downloads>

Specifications

Model	FH01
Weight	410 g
Dimensions	86 x 66 mm
Operating Temperature	-4° to 131° F (-20° to 55° C)
Operating Voltage	12 V
Operating Current	0.03 A
Power	0.36 W

Compliance Information

FCC Compliance

This device complies with Part 15 of the FCC Rules. Operation is subject to the following two conditions: (1) This device may not cause harmful interference, and (2) This device must accept any interference received, including interference that may cause undesired operation. Any changes or modifications not expressly approved by the party responsible for compliance could void the user's authority to operate the equipment.

EU Compliance Statement

SZ DJI TECHNOLOGY CO., LTD. hereby declares that this device is in compliance with the essential requirements and other relevant provisions of the EMC Directive.

A copy of the EU Declaration of Conformity is available online at www.dji.com/euro-compliance



EU contact address: DJI GmbH, Industrie Strasse. 12, 97618, Niederlauer, Germany

DJI Support:
www.dji.com/support

This content is subject to change.

Download the latest version from
www.dji.com/product/osmo

If you have any questions about this document, please contact DJI by sending a message to DocSupport@dji.com.

OSMO™ is a trademark of DJI.
Copyright © 2016 DJI All Rights Reserved.