



Cohesion Open Data Inform EU

October 2023

John WALSH
DG REGIO, Policy Directorate

Cohesion Open Data Platform: what is it?

Since 2015, the platform publishes unique data on EU budget programmes based on:

- 1) adopted programmes and
- 2) regular monitoring of finances and achievements (common indicators).
- 3) EU commitments and payments (ABAC)
- 4) Other



Cohesion
Open Data

+

Cohesion
monitoring
system

Cohesion Open Data

1. *Corporate reporting / AAR / Programme statements*
2. *Management Information*
3. *Data quality: Monitoring scorecards*
4. *Programme Monitoring:*
 - *Investment categorisation*
 - *Common Indicators*

What are the main sources of data?

Source	Data
Adopted Programmes (investment plans, indicator choice and targets) **SFC	<ul style="list-style-type: none">• Financial tables: Planned total amounts from annual plan• Categorisation tables: categorisation dimensions – planned amounts• Indicator tables: baselines / milestones / targets
Transmission of data (CPR Art 42) (Updates on implementation 2-5 times a year) **SFC	<ul style="list-style-type: none">• All categorisation dimensions – selected and spent values• Indicator values from selected / implemented operations
EU commitments + payments **ABAC/SUMA	<ul style="list-style-type: none">• EC accounting system
Other data	<ul style="list-style-type: none">• Eurostat linked to regular Cohesion Reports• Data from studies• REGIO analysis / composite indicators (RCI, SPI, etc.) manually collected

Cohesion Open Data Platform

Three levels available to explore:

1. **Website** with curated visualisations by country / fund / theme
2. **Interactive data stories**: exploring the data in more detail with narrative / explanatory texts (Climate tracking, REACT-EU, COVID response, ...)
3. **Rich open data**: Download, visualise, build analysis with structured datasets

Users: +/- 1 Million hits a year; National and regional stakeholders, ECA, EPRS, EP contractors, think tanks, evaluation contractors, general public.

NB: ODP complements [Inforegio website](#) and [Kohesio project database](#)

1. Tour of the extended Cohesion ODP

- **Home page**
- **Cohesion policy (Investment in Jobs and Growth IJG)**
Overview page + theme pages
- **Fund / country pages / programmes**
New Funds for 2021-2027 showing adopted programmes.

COHESION OPEN DATA PLATFORM

[HOME](#) [OVERVIEW](#) [THEMES](#) [COUNTRIES](#) [FUNDS](#) [PROGRAMMES](#) [STORIES](#) [PROJECTS](#) 



Cohesion Policy 2021-2027 - outcome of programming

Cohesion Open Data provides transparent data to EU taxpayers on the use of EU budget funds. See all the funds covered [here](#).

Open Data is free public data published by the European Commission. Explore using the header menu above.

New to #CohesionOpenData?

[FAQ](#) - [Blog](#) - [User Guide](#)

[Cohesion Overview 2014-2020](#)

[INFOREGIO: policy website](#)



Cohesion policy support to climate action

Already a data expert?

[Login](#) - [Data catalogue](#)

[Cohesion Overview 2021-2027](#)

[KOHESIO: project website](#)

COHESION OPEN DATA PLATFORM

HOME OVERVIEW THEMES COUNTRIES FUNDS PROGRAMMES STORIES PROJECTS 

Funding Period

2021-2027 Cohesion Policy overview

Under the cohesion policy "investment in jobs and growth" goal the ERDF, ESF+ and Cohesion Fund invest in the five cohesion policy high level "policy objectives" with an initial EU allocation of EUR 350 billion. In addition this overview includes the EU allocation of EUR 19 billion under the Just Transition Fund. The initial EU allocations to the cohesion policy funds (before any transfer of resources) are set out in [this datastory](#).

The ERDF financing of Interreg in the EU27 under the "European territorial cooperation goal" is presented separately on the [Interreg page](#).

This platform also provides open data on other shared management funds: AMIF, BMVI, EMFAF and ISF. Explore those funds from the [Funds overview page](#).

In the folders below, the charts present information on investment plans, EU payments made and achievement targets from adopted programmes.

[#CohesionPolicy](#) - [#CohesionOpenData](#)

Finances: Planned

EU Payments

Achievements

Total EU National

€529 911 095 558

COHESION OPEN DATA PLATFORM

HOME OVERVIEW **THEMES** COUNTRIES FUNDS PROGRAMMES PROJECTS STORIES

Funding Period **2021-2027**

Explore the 2021-2027 high level policy objectives



P01 - Smarter Europe



P02 - Greener Europe



P03 - Connected Europe



P04 - Social Europe



P05 - Europe Closer to Citizens

Through the filters above you can explore the distribution of planned investment financing and expected achievements (targets) under the 5 policy objectives set under the cohesion policy "Investment in jobs and growth" objective.

The thematic investments under Interreg under the Territorial Co-operation objective are presented separately on the [Interreg page](#).

COHESION OPEN DATA PLATFORM

HOME OVERVIEW THEMES COUNTRIES **FUNDS** PROGRAMMES PROJECTS STORIES

Funding Period **2021-2027** ▼

2021-2027 EU funds navigation page

Cohesion policy

 European Regional Development Fund	 European Social Fund Plus	 Cohesion Fund
 Just Transition Fund	 Interreg	

Other funds

 Asylum, Migration and Integration Fund	 Border Management and Visa Instrument	 Internal Security Fund
 European Maritime, Fisheries and Aquaculture Fund		

COHESION OPEN DATA PLATFORM

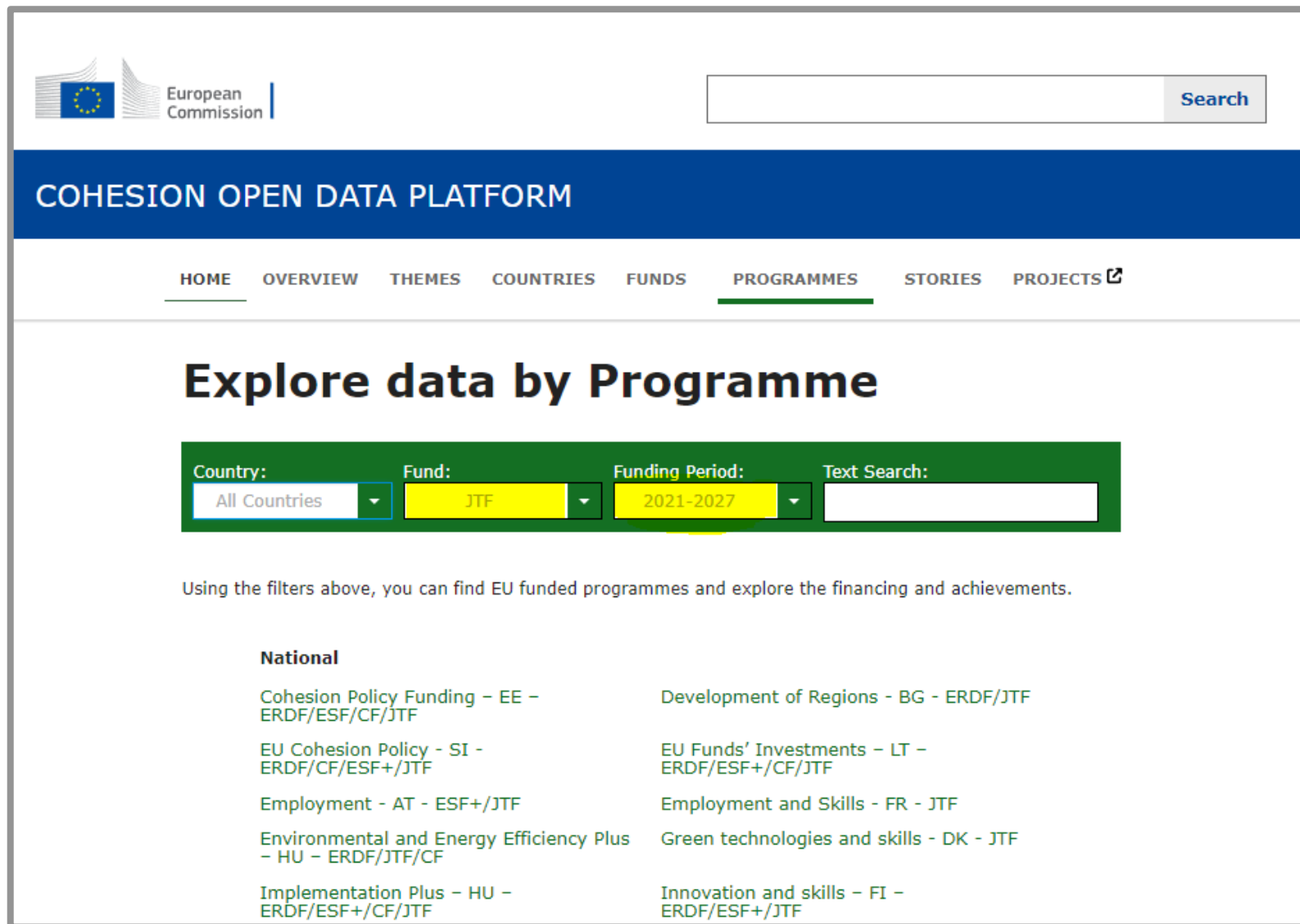
[HOME](#) [OVERVIEW](#) [THEMES](#) [COUNTRIES](#) [FUNDS](#) [PROGRAMMES](#) [PROJECTS](#) [STORIES](#)

Funding Period **2021-2027**

Explore 2021-2027 data by country

 Austria	 Belgium	 Bulgaria	 Cyprus
 Croatia	 Czechia	 Denmark	 Estonia
 Finland	 France	 Germany	 Greece
 Hungary	 Ireland	 Italy	 Latvia
 Lithuania	 Luxembourg	 Malta	 Netherlands
 Poland	 Portugal	 Romania	 Slovak Republic
 Slovenia	 Spain	 Sweden	

Programme pages 21-27 - [link](#)



The screenshot displays the 'COHESION OPEN DATA PLATFORM' website. At the top left is the European Commission logo. A search bar is located at the top right. The main navigation menu includes 'HOME', 'OVERVIEW', 'THEMES', 'COUNTRIES', 'FUNDS', 'PROGRAMMES' (which is underlined), 'STORIES', and 'PROJECTS'. The main heading is 'Explore data by Programme'. Below this is a filter bar with four sections: 'Country:' with a dropdown menu set to 'All Countries'; 'Fund:' with a dropdown menu set to 'JTF'; 'Funding Period:' with a dropdown menu set to '2021-2027'; and 'Text Search:' with an empty input field. Below the filter bar, a paragraph states: 'Using the filters above, you can find EU funded programmes and explore the financing and achievements.' Underneath, a list of programmes is shown under the heading 'National'. The list includes: 'Cohesion Policy Funding - EE - ERDF/ESF/CF/JTF', 'EU Cohesion Policy - SI - ERDF/CF/ESF+/JTF', 'Employment - AT - ESF+/JTF', 'Environmental and Energy Efficiency Plus - HU - ERDF/JTF/CF', 'Implementation Plus - HU - ERDF/ESF+/CF/JTF', 'Development of Regions - BG - ERDF/JTF', 'EU Funds' Investments - LT - ERDF/ESF+/CF/JTF', 'Employment and Skills - FR - JTF', and 'Green technologies and skills - DK - JTF'. At the bottom right, the European Commission logo is repeated.

COHESION OPEN DATA PLATFORM

HOME **OVERVIEW** THEMES COUNTRIES FUNDS PROGRAMMES STORIES PROJECTS

Funding Period **2021-2027**

2021-2027 Cohesion Policy overview

Under the cohesion policy "Investment in Jobs and growth" goal the ERDF, ESF and Cohesion Fund invest in the five cohesion policy high level "policy objectives" with an initial EU allocation of EUR 350 billion. In addition this overview includes the EU allocation of EUR 19 billion under the Just Transition Fund. The initial EU allocations to the cohesion policy funds (before any transfer of resources) are set out in [this datastory](#).

The ERDF financing of Interreg in the EU27 under the "European territorial cooperation goal" is presented separately on the [Interreg page](#).

This platform also provides open data on other shared management funds: AMIF, BMVI, EMFAF and ISF. [Explore those funds from the Funds overview page](#).

The charts below present information on investment plans and achievement targets from adopted programmes. The final planned cohesion policy investments will be available in early 2023 once all programmes are adopted.

#CohesionPolicy - #CohesionOpenData

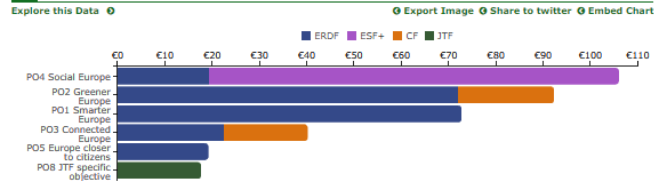
Finances: **Planned** Achievements

Total EU National

€348 859 719 634

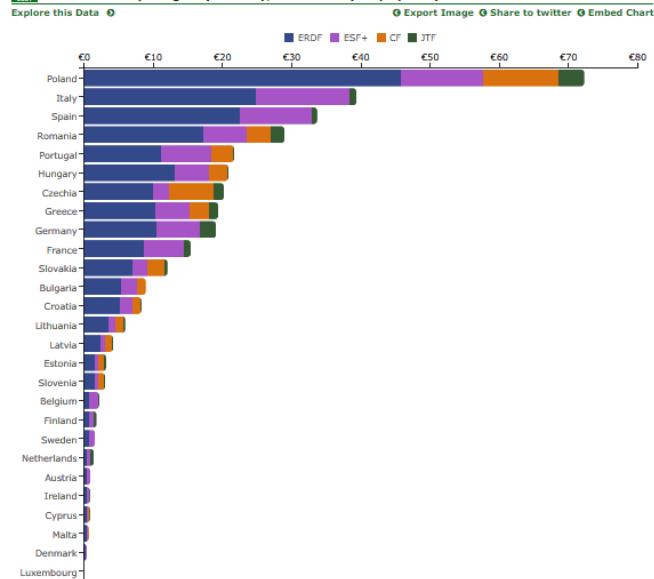
Finances planned charts

2021-2027 Cohesion Policy budget by Theme, EUR billion (daily update)



Refresh Date: 14/02/2023

2021-2027 Cohesion Policy budget by Country, EUR billion (daily update)

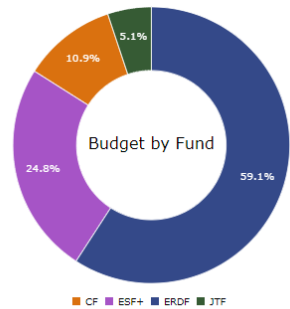


Refresh Date: 14/02/2023

The planned total financing, EU share or national co-financing can be visualised in the charts below using the filter buttons above. Based on the filter chosen the planned financing 2021-2027 is presented below 1) by major theme and 2) by country. (The source dataset is available on the link "Explore this data").

2021-2027 Cohesion Policy budget by Fund, EUR billion (daily update)

Explore this Data Export Image Share to twitter Embed Chart



Refresh Date: 14/02/2023

Finances planned: detailed

Cohesion policy uses a categorisation system to provide detailed thematic information on the finances planned. The detail captured is linked to the high level "policy objectives" and presented below in aggregated for the ERDF, ESF+, Cohesion Fund and JTF in an interactive sankey chart.

TIPS: Click on the chart elements or use the drop down menus to filter by countries, funds, themes, etc. Users can also hold ctrl and click selection to select multiple elements. Press "reset selection" in case of non-response.

2021-2027: Cohesion Policy Planned EU financing by detailed themes (categorisation)

Explore this Data

Export Image Share to twitter Embed Chart

Countries

Austria
Belgium
Bulgaria
Croatia
Cyprus

Policy Objectives

PO1 Smarter Europe
PO2 Greener Europe
PO3 Connected Europe
PO4 Social Europe
PO5 Europe closer to citizens

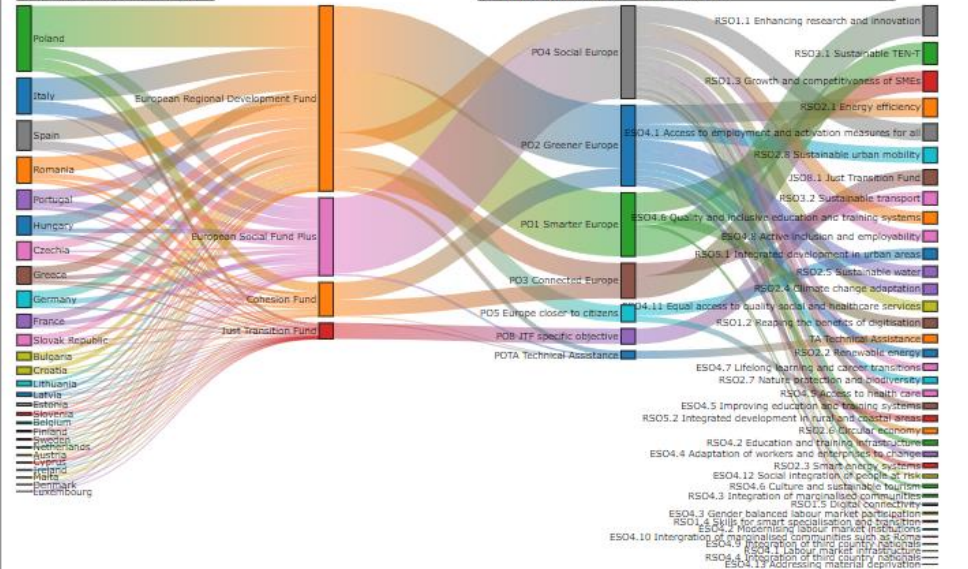
Reset selection

Funds

Cohesion Fund
European Regional Development Fund
European Social Fund Plus
Just Transition Fund

Specific Objectives

ESO4.1 Access to employment and activation measures for all
ESO4.10 Integration of marginalised communities such as Roma
ESO4.11 Equal access to quality social and healthcare services
ESO4.12 Social integration of people at risk
ESO4.13 Addressing material deprivation



Refresh Date: 14/02/2023

EU payments 2021-2027 ****NEW 08/23****

COHESION OPEN DATA PLATFORM

HOME OVERVIEW THEMES COUNTRIES FUNDS PROGRAMMES STORIES PROJECTS

Funding Period: 2021-2027

2021-2027 Cohesion Policy overview

Under the cohesion policy "investment in jobs and growth" goal the ERDF, ESF+ and Cohesion Fund invest in the five cohesion policy high level "policy objectives" with an initial EU allocation of EUR 350 billion. In addition this overview includes the EU allocation of EUR 19 billion under the Just Transition Fund. The initial EU allocations to the cohesion policy funds (before any transfer of resources) are set out in [this datastory](#).

The ERDF financing of Interreg in the EU27 under the "European territorial cooperation goal" is presented separately on the [Interreg page](#).

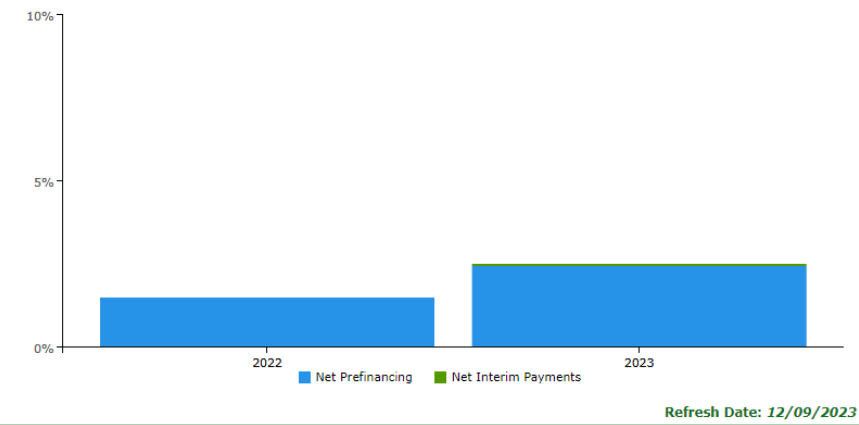
This platform also provides open data on other shared management funds: AMIF, BMVI, EMFAF and ISF. Explore those funds from the [Funds overview page](#).

In the folders below, the charts present information on investment plans, EU payments made and achievement targets from adopted programmes.

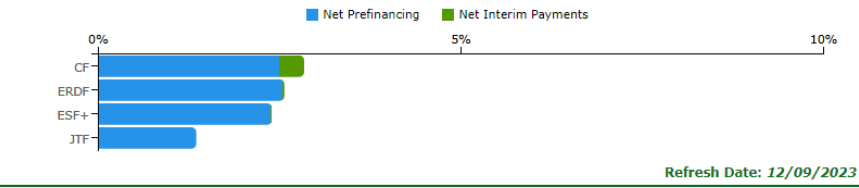
#CohesionPolicy - #CohesionOpenData

Finances: Planned **EU Payments** Achievements

2021-2027: Cohesion Policy EU payments - cumulative timeseries (daily update)



2021-2027: Cohesion Policy EU payments by Fund (daily update)



Achievements charts

EU Overview

Fund: All

Filter by a different fu...

This page provides visualisations of the targets for selected common output indicator defined for cohesion policy 2021-2027. These indicators can be filtered by fund using the filter above. Clicking on an indicator tile provides a description of the indicator and visualisation of the targets showing the contribution by country.

The source dataset, available on the link "Explore this data", provides complete data on all common and specific output and result indicators agreed in adopted programmes.

[Explore and Share this Data](#)

RCO01 Firms: All firms
Planned: 823 511 enterprises

RCO06 RTDI: Researchers with improved infrastructure
Planned: 83 144 annual FTEs

RCO14 Digital: Public institutions supported for Digital
Planned: 24 538 public institutions

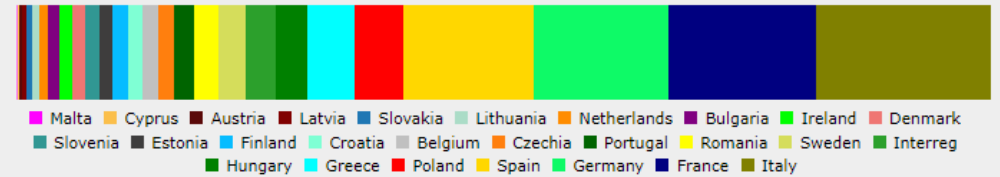
RCO101 RTDI: SMEs investing in new skills
Planned: 70 990 enterprises

RCO01 Firms: All firms

Enterprises supported (of which: micro, small, medium, large)

Planned: 823 511 enterprises

Overview of programme targets



2. Data stories - Link

COHESION OPEN DATA PLATFORM

HOME OVERVIEW THEMES COUNTRIES FUNDS PROGRAMMES **STORIES** PROJECTS

Exploring Our Stories

Keywords: 1. Green Growth Programme Period: 2021-2027 Text Search:

In this section we share interactive data stories that combine a narrative text with insights and analysis of open data on the platform. The charts and tables in the stories are updated automatically as the data is updated. They also have filters to allow users to explore the performance of different countries and programmes and compare changes over time.

Explore our stories using the keyword or free text filters above

1. Green Growth

...

#EURegioDataStories
Exploring investments 2021-2027

**Just Transition Fund:
leaving no region behind in the
climate transition**

The JTF is a new funding instrument for 21-27 with an initial EU budget of EUR 19.2 billion available to support the territories most affected by the transition towards climate neutrality. Discover more.

Read more at <https://cohesiondata.ec.europa.eu/stories/g/JTF-Leaving-no-region-behind-in-the-clim>

Data for independent evaluation and analysis

- Long term historic record of EU investment by NUTS 2 regio;
=> allows modelling of impacts
- COVID-19 response
- React-EU (NGEU)
- Climate tracking, Biodiversity tracking, and more



3. Open Data resources

- Access open data from [the catalogue](#) or from links under chart titles
- Check metadata page for a description of the data, refresh, users and for tips on data use ([metadata page example](#))
- [Filter datasets](#)
- Download datasets (see [user guide](#) annex)
- [Odata links](#) for local analysis

Key elements of the monitoring system 2021-2027

- **Financial categorisation system:**
 - [Annex 1 of 2021 CPR Regulation \(EU\) 2021/1060](#)
 - Data story on 2021-2027 categorisation system
- **Common output and result indicators:**
 - [Annex I of ERDF/CF Regulation \(EU\) 2021/1058](#)
(Annex 2 identifies a subset of corporate indicators)
 - [Annex III of JTF Regulation \(EU\) 2021/1056](#)
 - [SWD\(2021\)198 Performance, monitoring and evaluation](#) provides meta data for ERDF/CF/JTF common indicators
 - [Annexes I-IV of ESF+ Regulation \(EU\) 2021/1057](#)
 - [ESF+Common Indicator Toolbox - October 2021](#)

Next major developments

2023

- ✓ Programme pages for 2021-2027 adopted programmes
- ✓ New 2021-2027 data stories on gender tracking, climate action, biodiversity, Digital Transition, Just Transition Fund and more
- ✓ Data on EU payments under adopted programmes
- ☐ Cross link to 2014-2020 funded projects on Kohesio

Early 2024

- ☐ Open Data on CAP strategic plans
- ☐ Data on 1 year of implementation of 2021-2027 programmes

Useful resources

- [Website](#)
- [Blog](#)
- [FAQ](#)
- [User Guide to ODP](#)
- [User guide to visualisation](#)
- [Browse data stories](#)
- [2023 User survey](#)

Thank you



© European Union 2022

Unless otherwise noted the reuse of this presentation is authorised under the [CC BY 4.0](https://creativecommons.org/licenses/by/4.0/) license. For any use or reproduction of elements that are not owned by the EU, permission may need to be sought directly from the respective right holders.

