

# 1 **Contrasting impacts of humidity on the ozonolysis of** 2 **monoterpenes: insights into the multi-generation** 3 **chemical mechanism**

4  
5 Shan Zhang, Lin Du\*, Zhaomin Yang, Narcisse Tsona Tchinda, Jianlong Li, Kun Li\*  
6 Environment Research Institute, Shandong University, Qingdao 266237, China.

7 *Correspondence to:* Lin Du (lindu@sdu.edu.cn) and Kun Li (kun.li@sdu.edu.cn)  
8

9 **Abstract.** Secondary organic aerosol (SOA) formed from the ozonolysis of biogenic monoterpenes is a  
10 major source of atmospheric organic aerosol. It has been previously found that relative humidity (RH)  
11 can influence the SOA formation from some monoterpenes, yet most studies only observed the increase  
12 or decrease in SOA yield without further explanations of molecular-level mechanisms. In this study, we  
13 chose two structurally different monoterpenes (limonene with an endocyclic double bond and an  
14 exocyclic double bond,  $\Delta^3$ -carene with only an endocyclic double bond) to investigate the effect of RH  
15 in a set of oxidation flow reactor experiments. We find contrasting impacts of RH on the SOA formation:  
16 limonene SOA yield increases by ~100% as RH increases, while there is a slight decrease in  $\Delta^3$ -carene  
17 SOA yield. By analyzing SOA chemical composition and reaction mechanisms, the enhancement in  
18 limonene SOA yield can be attributed to the water-influenced reactions after ozone attack on the  
19 exocyclic double bond of limonene, which leads to the increment of lower volatile organic compounds  
20 under high RH condition. However, as  $\Delta^3$ -carene only has an endocyclic double bond, it cannot undergo  
21 such reactions. This hypothesis is further proved by the SOA yield enhancement of  $\beta$ -caryophyllene, a  
22 sesquiterpene that also has an exocyclic double bond. These results greatly improve our understanding  
23 of how water vapor influences the ozonolysis of biogenic organic compounds and subsequent SOA  
24 formation processes.

## 25 **1 Introduction**

26 Secondary organic aerosol (SOA), as an important type of ambient fine particulate matter (PM<sub>2.5</sub>):  
27 aerosols with aerodynamic diameter  $\leq 2.5 \mu\text{m}$ ) (Guo et al., 2014; Huang et al., 2014), has caused a series  
28 of negative impacts on human health (Pye et al., 2021), air quality (Zhang et al., 2016) and global climate  
29 (Levy et al., 2013). SOA produced from the oxidation of biogenic volatile organic compounds (BVOCs)  
30 is a major component of SOA in heavy forest regions during summer (Sindelarova et al., 2014; Ahmadov

31 et al., 2012), and contributes by a large fraction (~40%-80%) to global OA budget (Cholakian et al.,  
32 2019).

33 Monoterpenes, mostly emitted from coniferous trees, account for ~11% in total BVOCs  
34 (Sindelarova et al., 2014; Kanakidou et al., 2005). Limonene is one of the most abundant monoterpenes,  
35 with the annual emission budget of 11.4 Tg yr<sup>-1</sup> (Guenther et al., 2012). Apart from the biogenic source,  
36 limonene can also be released from the indoor emission, mainly from essential oils (Ravichandran et al.,  
37 2018; De Matos et al., 2019; Mot et al., 2022). Limonene has an endocyclic double bond and an exocyclic  
38 double bond, and is thus more reactive than other monoterpenes towards oxidants such as ozone (O<sub>3</sub>),  
39 hydroxyl radical (OH), and nitrate radical (NO<sub>3</sub>) (Chen and Hopke, 2010; Atkinson and Arey, 2003). Δ<sup>3</sup>-  
40 carene is another kind of monoterpene that dominates the monoterpene emission from Scots pine (Bäck  
41 et al., 2012). Different from limonene, Δ<sup>3</sup>-carene contains only one endocyclic double bond, which is  
42 similar to most other monoterpenes.

43 Ozonolysis is an important reaction pathway for limonene and Δ<sup>3</sup>-carene. Although reactions with  
44 OH and NO<sub>3</sub> are faster than that with O<sub>3</sub> for both two monoterpenes (Atkinson, 1991; Khamaganov and  
45 Hites, 2001; Chen et al., 2015; Shaw et al., 2018), the atmospheric concentration of the latter  
46 monoterpene is much higher than that of the former (Sbai and Farida, 2019). The contributions of O<sub>3</sub>-  
47 reactions with limonene and Δ<sup>3</sup>-carene to tropospheric degradation are 47% and 24%, respectively, in  
48 the daytime (Ziemann and Atkinson, 2012). In pristine areas where NO<sub>3</sub> concentration is very low,  
49 ozonolysis is also the dominant fate for limonene and Δ<sup>3</sup>-carene in the nighttime. In addition, it has been  
50 previously found that the ozonolysis of monoterpenes can produce more extremely low volatility  
51 products than OH-initiated oxidation, which contributes by a large fraction to the SOA production  
52 (Jokinen et al., 2015). For either limonene or Δ<sup>3</sup>-carene, the first step for ozonolysis is attacking on the  
53 endocyclic double bond to form two types of stabilized Criegee intermediates (sCI) with low energy (Fig.  
54 S1) (Drozd and Donahue, 2011; Chen et al., 2019). The sCI will then trigger a series of chemical reactions,  
55 like isomerization, decomposition and addition reactions. Correspondingly, the major components in Δ<sup>3</sup>-  
56 carene SOA are caric acid, OH-caronic acid, and caronic acid (Ma et al., 2009; Thomsen et al., 2021),  
57 while the major components from limonene SOA are limonaldehyde, keto-limonon aldehyde, limononic  
58 acid and keto-limononic acid (Pathak et al., 2012; Wang and Wang, 2021).

59 Water is ubiquitous in the atmosphere and can affect the formation mechanism of SOA and its

60 relevant physical and chemical properties (Sun et al., 2013). A number of field measurements have shown  
61 that the average molecular weight of the water/organic phase and activity coefficient of condensed  
62 organics would be changed due to the change of relative humidity (RH) (Seinfeld et al., 2001; Li et al.,  
63 2020). In addition, several laboratory studies have demonstrated that RH can influence the ozonolysis of  
64 monoterpenes in different ways. Most of those studies have reported either an inhibitory effect or a  
65 negligible effect of high RH on the particle formation (Bonn and Moortgat, 2002; Fick et al., 2002; Zhao  
66 et al., 2021; Ye et al., 2018). Nevertheless, few other studies found that high RH can promote SOA  
67 formation from the ozonolysis of limonene (Yu et al., 2011; Gong et al., 2018; Xu et al., 2021), but the  
68 reason of this promotion effect remains unclear.

69 To fully examine the effects of water on SOA formation from the ozonolysis of monoterpenes,  
70 especially the related chemical processes, we used an oxidation flow reactor (OFR) to investigate the  
71 ozonolysis of limonene and  $\Delta^3$ -carene under different RH conditions in this study. An ultra-high  
72 performance liquid chromatography with a quadrupole time-of-flight mass spectrometer (UPLC-Q-TOF-  
73 MS) was deployed to analyze the molecular chemical composition of the SOA, which provided insights  
74 into the physical and chemical processes influenced by the water content. With these state-of-the-art  
75 techniques, we proposed mechanisms that may explain the inhibitory or enhancing RH effects on SOA  
76 formation for different monoterpenes.

## 77 **2 Experimental methods**

### 78 **2.1 Oxidation flow reactor experiments**

79 A series of dark ozonolysis experiments of limonene and  $\Delta^3$ -carene were conducted in a custom-  
80 made oxidation flow reactor (OFR). The OFR is a 602 mm long stainless cylinder with a volume of 2.5  
81 L (Fig. S2) (Liu et al., 2019; Liu et al., 2014). A zero-air generator (XHZ2000B, Xianhe, China) was  
82 used to generate dry clean air as the carrier gas for the OFR. As shown in Fig. S2, there are four gas paths  
83 upstream of the OFR: the first path is the precursor gas channel through which monoterpenes are injected  
84 via a syringe pump (ISPLab 01, Shenchen, China); the second path is for the flow of 300 sccm dry zero  
85 air passing through a mercury lamp ( $\lambda = 185$  nm) to generate  $O_3$ ; the third path is connected to a water  
86 bubbler to generate wet air; the fourth path is the extra dry zero air entering the OFR. The RH in the OFR  
87 was controlled by adjusting the ratio of the wet and dry zero air flows. A water recycle system was

88 equipped to keep the temperature (T) around at 298 K. The total flow was 0.9 L min<sup>-1</sup>, resulting in an  
 89 average residence time of 167 s. The RH and T in the OFR were monitored by a T/RH Sensor (HM40,  
 90 VAISALA, Finland). The concentration of ozone and the consumption of the precursor gas were  
 91 measured with an ozone monitor (Model 106L, 2B Technologies, USA) and a gas chromatography with  
 92 flame ionization detector (GC-FID 7890B, Agilent Technologies, USA), respectively. The GC was  
 93 equipped with a DB-624 column (30 m × 0.32 mm, 1.8 μm film thickness) whose temperature was set  
 94 to ramp from 100 °C to 180 °C at a rate of 20 °C min<sup>-1</sup>, and then held at 180 °C for 2 min. Before each  
 95 experiment, O<sub>3</sub> was introduced into the OFR to clean it until the background aerosol mass concentration  
 96 reached < 1 μg m<sup>-3</sup>.

97 The experimental conditions are shown in Table 1. In these OFR experiments, the precursor  
 98 (limonene or Δ<sup>3</sup>-carene) concentration was set to ~320-340 ppb. A high O<sub>3</sub> concentration of ~6 ppm was  
 99 used to realize an equivalent aging time of 0.41 day in the real atmosphere, assuming an average ambient  
 100 O<sub>3</sub> concentration of 28 ppb (Sbai and Farida, 2019) (see Section S1 for the calculation). Under such  
 101 conditions, most of the precursors were consumed, since the residence time was almost five and three  
 102 times of the half-life for limonene and Δ<sup>3</sup>-carene, respectively. Correspondingly, the O<sub>3</sub> consumption for  
 103 limonene and Δ<sup>3</sup>-carene were ~250 ppb and ~100 ppb, respectively. A series of RH conditions ranging  
 104 from dry (1-2%) to 60% with a step of ~10% were used to investigate the effects of water content on  
 105 SOA production and composition (see Table 1). All materials used in the experiments have been  
 106 described in Section S2.

107 **Table 1.** Experimental conditions and results.

| Exp.     | [Precursor]<br>(ppb) | [O] <sub>3</sub><br>(ppm) | T (K) | RH<br>(%) | N <sub>(13.8-723.4 nm)</sub> <sup>a</sup><br>(cm <sup>-3</sup> ) | M <sub>(13.8-723.4 nm)</sub> <sup>b</sup><br>(μg m <sup>-3</sup> ) | D <sub>(mean)</sub> <sup>c</sup><br>(nm) | SOA<br>yield<br>(%) |
|----------|----------------------|---------------------------|-------|-----------|------------------------------------------------------------------|--------------------------------------------------------------------|------------------------------------------|---------------------|
| limonene |                      |                           |       |           |                                                                  |                                                                    |                                          |                     |
| 1        | 321±39               | 5.7                       | 298   | 1–2       | 6.9×10 <sup>5</sup>                                              | 980.9                                                              | 138.2                                    | 62.9                |
| 2        | 321±39               | 6.0                       | 298   | 10±2      | 1.3×10 <sup>6</sup>                                              | 1377.5                                                             | 126.8                                    | 88.4                |
| 3        | 321±39               | 5.9                       | 298   | 20±2      | 9.0×10 <sup>5</sup>                                              | 1573.3                                                             | 150.9                                    | 90.2                |
| 4        | 321±39               | 5.9                       | 298   | 30±2      | 1.4×10 <sup>6</sup>                                              | 1573.3                                                             | 128.9                                    | 100.9               |
| 5        | 321±39               | 6.0                       | 298   | 40±2      | 1.7×10 <sup>6</sup>                                              | 2051.4                                                             | 130.7                                    | 131.6               |

|                             |        |     |     |      |                     |        |       |       |
|-----------------------------|--------|-----|-----|------|---------------------|--------|-------|-------|
| 6                           | 321±39 | 5.5 | 298 | 50±2 | 1.5×10 <sup>6</sup> | 1962.7 | 137.8 | 125.9 |
| 7                           | 321±39 | 5.5 | 298 | 60±2 | 1.5×10 <sup>6</sup> | 2211.1 | 139.0 | 141.8 |
| <b>Δ<sup>3</sup>-carene</b> |        |     |     |      |                     |        |       |       |
| 8                           | 341±28 | 6.1 | 298 | 1–2  | 9.5×10 <sup>4</sup> | 346.0  | 195.8 | 19.4  |
| 9                           | 341±28 | 6.4 | 298 | 10±2 | 1.4×10 <sup>5</sup> | 300.3  | 163.4 | 16.8  |
| 10                          | 341±28 | 6.4 | 298 | 20±2 | 9.4×10 <sup>4</sup> | 244.9  | 176.9 | 13.7  |
| 11                          | 341±28 | 6.0 | 298 | 30±2 | 5.9×10 <sup>4</sup> | 241.2  | 205.1 | 13.5  |
| 12                          | 341±28 | 6.3 | 298 | 40±2 | 4.6×10 <sup>4</sup> | 205.8  | 203.2 | 11.5  |
| 13                          | 341±28 | 6.3 | 298 | 50±2 | 6.8×10 <sup>4</sup> | 196.7  | 180.7 | 11.0  |
| 14                          | 341±28 | 6.3 | 298 | 60±2 | 5.6×10 <sup>4</sup> | 198.5  | 190.2 | 11.1  |

108 <sup>a</sup> N<sub>(14.1-735 nm)</sub> means the total particle number concentration from size 13.8 nm to 723.4 nm. <sup>b</sup> M<sub>(13.8-723.4</sub>  
109 nm) means the total particle mass concentration from size 13.8 nm to 723.4 nm. <sup>c</sup> D<sub>(mean)</sub> means the particle  
110 mean diameter.

## 111 2.2 SOA particle analysis

### 112 2.2.1 SOA yield

113 The SOA particle size distribution was measured with a scanning mobility particle sizer (SMPS),  
114 which consists of a differential mobility analyzer (DMA) (model 3082, TSI Inc., USA) and a  
115 condensation particle counter (CPC) (model 3776, TSI Inc., USA). The samples were measured by SMPS  
116 every 5 minutes with a sampling flow and a sheath flow of 0.3 L min<sup>-1</sup> and 3 L min<sup>-1</sup>, respectively. The  
117 SOA mass concentration was calculated from the volume concentration measured with SMPS and the  
118 aerosol density, which was estimated to be 1.25 cm<sup>-3</sup> for limonene- and 1.09 g cm<sup>-3</sup> for Δ<sup>3</sup>-carene-SOA  
119 (Thomsen et al., 2021; Watne et al., 2017).

120 The SOA yield (Y) for individual organic gas can be calculated as:

$$121 Y = \frac{\Delta M}{\Delta HC}$$

122 Where ΔM is the total mass concentration of SOA, ΔHC is the mass concentration of reacted precursor  
123 (Ng et al., 2007; Odum et al., 1996).

### 124 2.2.2 Ultra-high performance liquid chromatography quadrupole time-of-flight mass spectrometry 125 analysis

126 An ultra-high performance liquid chromatography (UPLC, UltiMate 3000, Thermo Scientific)

127 coupled with a quadrupole time-of-flight mass spectrometry (Q-TOFMS, Bruker Impact HD) was used  
128 to analyze the molecular-level chemical composition of SOA. First, the SOA particles were collected on  
129 the PTFE filters (47 mm diameter, 0.22  $\mu\text{m}$  pore size, Jinteng, China). Next, these filters were dissolved  
130 and extracted by 5 mL methanol for two times. Extracts were then filtered through PTFE syringe filters  
131 (0.22  $\mu\text{m}$  pore size), and were concentrated to near dryness by nitrogen-blowing. At last, the samples  
132 were redissolved in a 200  $\mu\text{L}$  solution with 0.1% (v/v) formic acid in 50:50 methanol/ultrapure water  
133 mixture.

134 The parameters of LC-MS were set as follows: capillary voltage 4000 V, nebulizer pressure 0.4 bar,  
135 dry heater temperature 200°C, end plate voltage -500 V, and flow of dry gas 4 L  $\text{min}^{-1}$ . A  $\text{C}_{18}$  column  
136 (100  $\text{\AA}$ , 3 mm particle size, 2.1 mm $\times$ 50 mm, Waters, USA) was used with a column temperature of 35°C.  
137 The mobile phase was 0.1 % formic acid in methanol (A) and 0.1 % formic acid in ultra-high purity  
138 water (B) with a flow of 200  $\mu\text{L min}^{-1}$ . The injection volume was 5  $\mu\text{L}$ . The MS was operated in negative  
139 ion mode, and the detection molecular weight range was from  $m/z$  50 to 1500. The temperature ramp  
140 program was: 0–3min with 0%–3% phase B, 3–25min with 3%–50% phase B, 25–43min with 50%–90%  
141 phase B, 43–48 min with 90%–3% phase B, 48–60min with 3% phase B.

## 142 **3 Results and discussion**

### 143 **3.1 SOA production under different RH conditions**

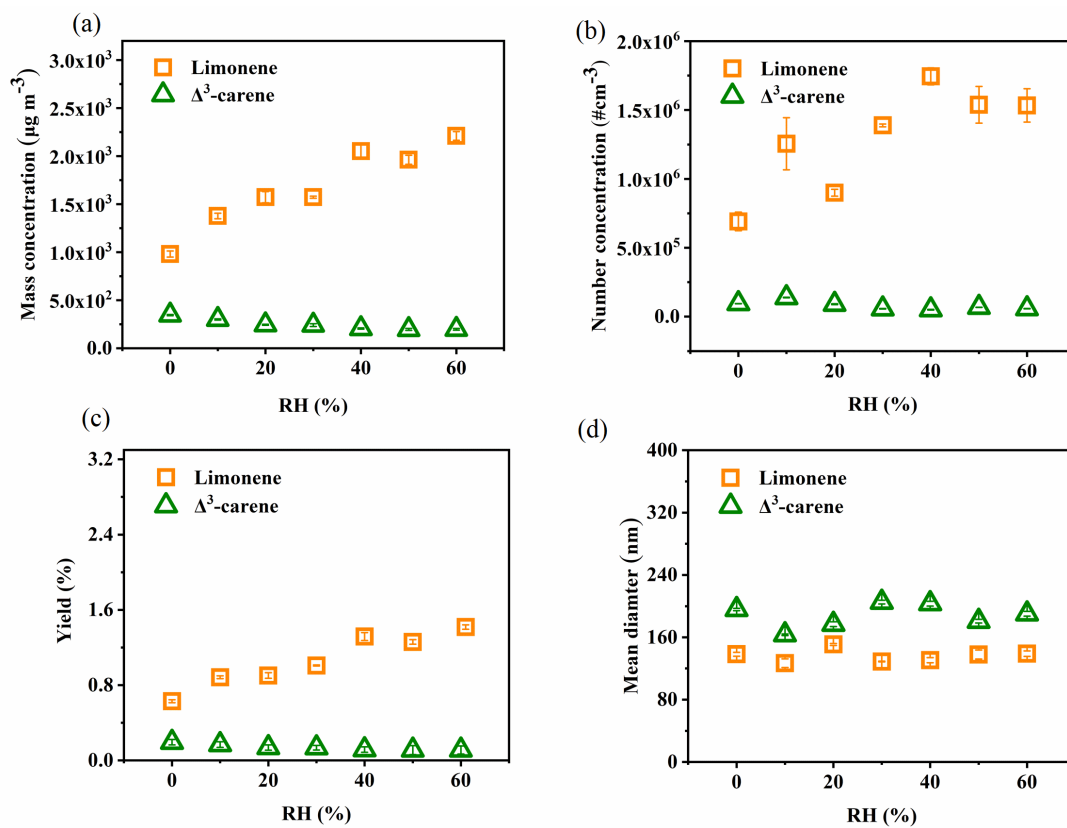
144 SOA formation of a representative experiment is shown in Fig. S3. It is found that the formed SOA  
145 are mainly in the size range of 60-200 nm, and the number concentration and mass concentration are  
146 relatively stable during the course of the OFR experiment. SOA formation from limonene and  $\Delta^3$ -carene  
147 in terms of particle number concentration, particle mass concentration, and SOA yield as a function of  
148 RH are illustrated in Fig. 1a-c. We find that all the above-mentioned 3 parameters of limonene-SOA  
149 increase with the increasing RH. The increment of particle mass concentration and SOA yield from the  
150 ozonolysis of limonene is  $\sim$ 100% higher at wet (60% RH) than at dry conditions. In contrast, SOA  
151 formation from  $\Delta^3$ -carene is suppressed by  $\sim$ 40% under high RH. The distinct effects of RH on SOA  
152 formation from the ozonolysis of limonene and  $\Delta^3$ -carene found in this study agree with most previous  
153 studies (Yu et al., 2011; Jonsson et al., 2006b; Bonn et al., 2002; Gong and Chen, 2021; Li et al., 2019b).  
154 As shown in Table 2, Yu et al. (2011) reported a positive correlation between SOA production and RH

155 for the ozonolysis of limonene in the chamber experiments without OH scavenger. Their experimental  
156 condition is similar to that in our study regarding the absence of OH scavenger and, thus, similar results  
157 were observed. However, in the presence of OH scavenger, results are quite different. Jonsson et al. (2006)  
158 observed a similar enhancement effect of high RH on SOA production with 2-butanol as the OH  
159 scavenger, while Bonn et al. (2002) found a negligible or suppressive effect with cyclohexane as the OH  
160 scavenger. It should be noted that the OH scavenger not only has the ability to scavenge OH but also  
161 produces additional products which may influence the reactions of target precursors. For example, there  
162 is no difference between 2-butanol and cyclohexane in the scavenging ability of OH radical, though 2-  
163 butanol will produce more HO<sub>2</sub>· than cyclohexane and, consequently, R· will react with HO<sub>2</sub>· to produce  
164 more hydroxyl acids and hydroxyl per-acid products, most of which have low volatility and, thus high  
165 partitioning into the particle phase. According to previous studies, the influence of different OH  
166 scavengers can vary (Jonsson et al., 2008). This may explain the different findings with and without OH  
167 scavenger for limonene-SOA. With regard to Δ<sup>3</sup>-carene, similar results are found in the absence of OH  
168 scavenger, namely, high RH has negligible or slightly suppressive effect on SOA production (Bonn et al.,  
169 2002; Fick et al., 2002). Same as limonene, the presence of OH scavenger and its different chemical  
170 nature can explain the different results found previously (Jonsson et al., 2006a; Bonn et al., 2002).

171 The enhancement in limonene-SOA production under high RH can be due to several reasons from  
172 either physical or chemical processes. First, the hygroscopic growth of the particles (i.e., absorption of  
173 water content) can lead to higher mass concentration under higher RH, but the enhancement should be  
174 at most ~30% as the growth factor (GF, the ratio of wet and dry diameter:  $D_{\text{wet}}/D_{\text{dry}}$ ) of limonene-SOA is  
175  $\leq 1.1$  (Varutbangkul et al., 2006). However, we do not observe an obvious change in the mean diameter  
176 when comparing dry and wet conditions (Fig. 1d). In addition, hygroscopic growth should also occur for  
177 Δ<sup>3</sup>-carene SOA, but no obvious enhancement in particle mass is observed (Fig. 1a). Therefore, it is  
178 suggested that physical processes regarding hygroscopic growth play a minor role in the enhancement in  
179 limonene-SOA under high RH. As a consequence, we believe that chemical processes are likely the  
180 reason of the enhancement in limonene-SOA under high RH. Water can influence chemical processes in  
181 the gas phase or in the particle phase. Particle-phase reactions can promote the growth of small particles  
182 and, thus, mainly lead to larger particle sizes. As the observed SOA enhancement is mainly from high  
183 number concentration particles rather than the large size particles (Fig. 1b and 1d), it is likely that the

184 water-participated gas-phase reactions are the most possible reasons for the limonene-SOA enhancement.

185 The reaction mechanism is analyzed below based on the mass spectra information on the SOA.



186

187 **Figure 1.** The effect of RH on the SOA formation: (a) number concentration, (b) mass concentration, (c)

188 SOA yield, (d) mean diameter.

189



Table 2. Comparison with previous studies on the effect of RH.

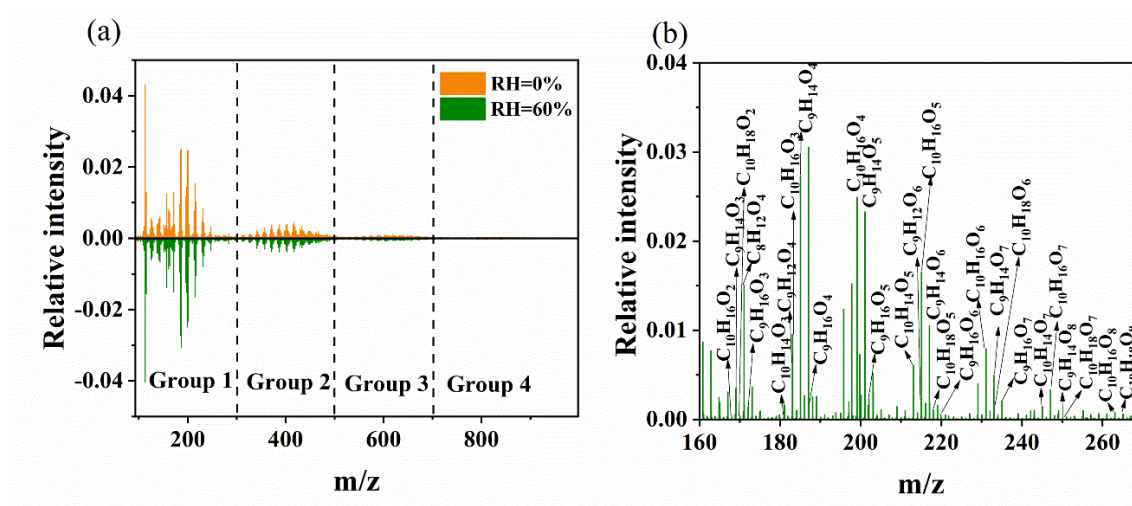
| Precursor concentration (ppb)          | Precursor concentration (ppb)          | O <sub>3</sub> concentration (ppb) | Reactor      | OH scavenger      | T (K)   | RH (%)              | SOA Mass Concentration ( $\mu\text{g}/\text{m}^3$ ) | SOA Yield (%)                               | M <sup>a</sup>                             | N <sup>b</sup>           | Reference             |
|----------------------------------------|----------------------------------------|------------------------------------|--------------|-------------------|---------|---------------------|-----------------------------------------------------|---------------------------------------------|--------------------------------------------|--------------------------|-----------------------|
| 1000                                   | 1000                                   |                                    | flow reactor | cyclohexane       | 295±2   | 0.02 and 32.5       | N.M. <sup>c</sup>                                   | N.M. <sup>c</sup>                           | no effect                                  | - <sup>e</sup>           | Bonn et al. (2002)    |
| 320                                    | 100±5                                  |                                    | chamber      | N.M. <sup>c</sup> | 296±2   | 18±2, 50±3 and 82±2 | 24; 58; 120                                         | 7.0 ± 0.7; 17.4±1.3; 53.4±1.9               | + <sup>d</sup> (7 times)                   | + <sup>d</sup> (8 times) | Yu et al. (2011)      |
| 15 and 30                              | 430.9                                  |                                    | flow reactor | 2-butanol         | 298±0.4 | < 2-85              | 2.7-10.5 and 62-229                                 | 6.8-26.4 and 77.4-285.7                     | + <sup>d</sup>                             | + <sup>d</sup>           | Jonsson et al. (2006) |
| endocyclic (24.6) and exocyclic (15.2) | endocyclic (270) and exocyclic (12200) |                                    | flow reactor | 2-butanol         | 298     | 10-50               | endocyclic (~11) and exocyclic (22-51)              | endocyclic (~7.4) and exocyclic (23.8-55.3) | exocyclic (+ <sup>d</sup> ) and endocyclic | N.M. <sup>c</sup>        | Gong and Chen (2021)  |
| 1085                                   | 900±10                                 |                                    | flow reactor | none              | 298     | 3-62                | 150; 200; 210                                       | N.M.                                        | + <sup>d</sup>                             | - <sup>e</sup>           | Li et al. (2019)      |

|               |          |              |             |         |               |                       |                          |                          |                          |                       |
|---------------|----------|--------------|-------------|---------|---------------|-----------------------|--------------------------|--------------------------|--------------------------|-----------------------|
| 321±39        | 5786±203 | flow reactor | none        | 298     | 0-60          | 980.9-2211.1          | 62.9-141.8               | + <sup>d</sup> (2 times) | + <sup>d</sup> (3 times) | this study            |
| 1000          | 1000     | flow reactor | cyclohexane | 295±2   | 0.02 and 32.5 | N.M. <sup>e</sup>     | N.M. <sup>e</sup>        | no effect                | - <sup>e</sup>           | Bonn et al. (2002)    |
| 14.2 and 29.4 | 2300     | flow reactor | 2-butanol   | 298±0.4 | < 2-85        | 0.78-3.8 and 15.3-94; | 2.1-10.1 and 19.8- 116.7 | + <sup>d</sup>           | + <sup>d</sup>           | Jonsson et al. (2006) |
| 1111          | 900±10   | flow reactor | none        | 298     | 3-62          | 75; 80; 90            | N.M                      | - <sup>e</sup>           | - <sup>e</sup>           | Li et al. (2019)      |
| 341±28        | 6257±140 | flow reactor | none        | 298     | 0-60          | 346.0-198.5           | 19.4-11.1                | - <sup>e</sup>           | no effect                | this study            |

191 <sup>a</sup> M means the change trend total particle mass concentration. <sup>b</sup> N means total particle number concentration. <sup>c</sup> N.M. means not mentioned. <sup>d</sup> Positive sign (+) means the mass or number concentration increases with RH. <sup>e</sup> Negative sign (-) means the mass or number concentration decreases with RH.

### 193 3.2 Molecular analysis of SOA particles

194 The UPLC/ESI-Q-TOF-MS was used to examine the SOA molecular composition under high and  
195 low RH conditions. As shown in Fig. 2a, the mass spectra of limonene-SOA are divided into four groups:  
196 monomeric group (<m/z 300), dimeric group (m/z 300-500), trimeric group (m/z 500-700), and  
197 tetrameric group (m/z 700-1000), corresponding to products containing one, two, three, and four  
198 oxygenated limonene units, respectively (Bateman et al., 2009). Most of the SOA molecules are  
199 monomers (>60%) (Fig. 2b) and dimers (~25%), while trimers and tetramers contribute to very small  
200 fractions (<10% and ~3%) (Table S1). Correspondingly, the distribution of  $\Delta^3$ -carene-SOA can be  
201 divided into four groups (Fig. S4), comparable to that of limonene-SOA. Most of the SOA molecules are  
202 monomers (~70%) and dimers (~25%), while trimers and tetramers contribute to smaller proportions (~2%  
203 and <1%, respectively) (Table S2). Although the SOA mass concentration increases by ~100% under  
204 high RH condition, the relative intensities of MS peaks do not significantly change with varying RH  
205 conditions. In other words, we did not observe an obvious change in the overall MS patterns, and the  
206 fractions of the four groups only slightly differed under different RH conditions, e.g., the fraction of  
207 monomers was 62% under dry condition and 66% under wet conditions. However, if we take a closer  
208 look, the intensities and contributions of specific peaks are quite different with varying RH. For example,  
209 the relative intensity of  $C_{10}H_{16}O_2$ , a possible first-generation product (Gong et al., 2018), decreases by  
210 ~20% with increasing RH from dry to 60% (Table S3). This is likely due to the multi-generation reactions  
211 influenced by water vapor concentration, as discussed below with the proposed reaction mechanism of  
212 limonene ozonolysis.



213

214 **Figure 2.** UPLC/ (-) ESI-Q-TOF-MS mass spectra of SOA from limonene ozonolysis. (a) MS under  
215 high and low RH conditions; (b) the identification of monomers under high RH condition.

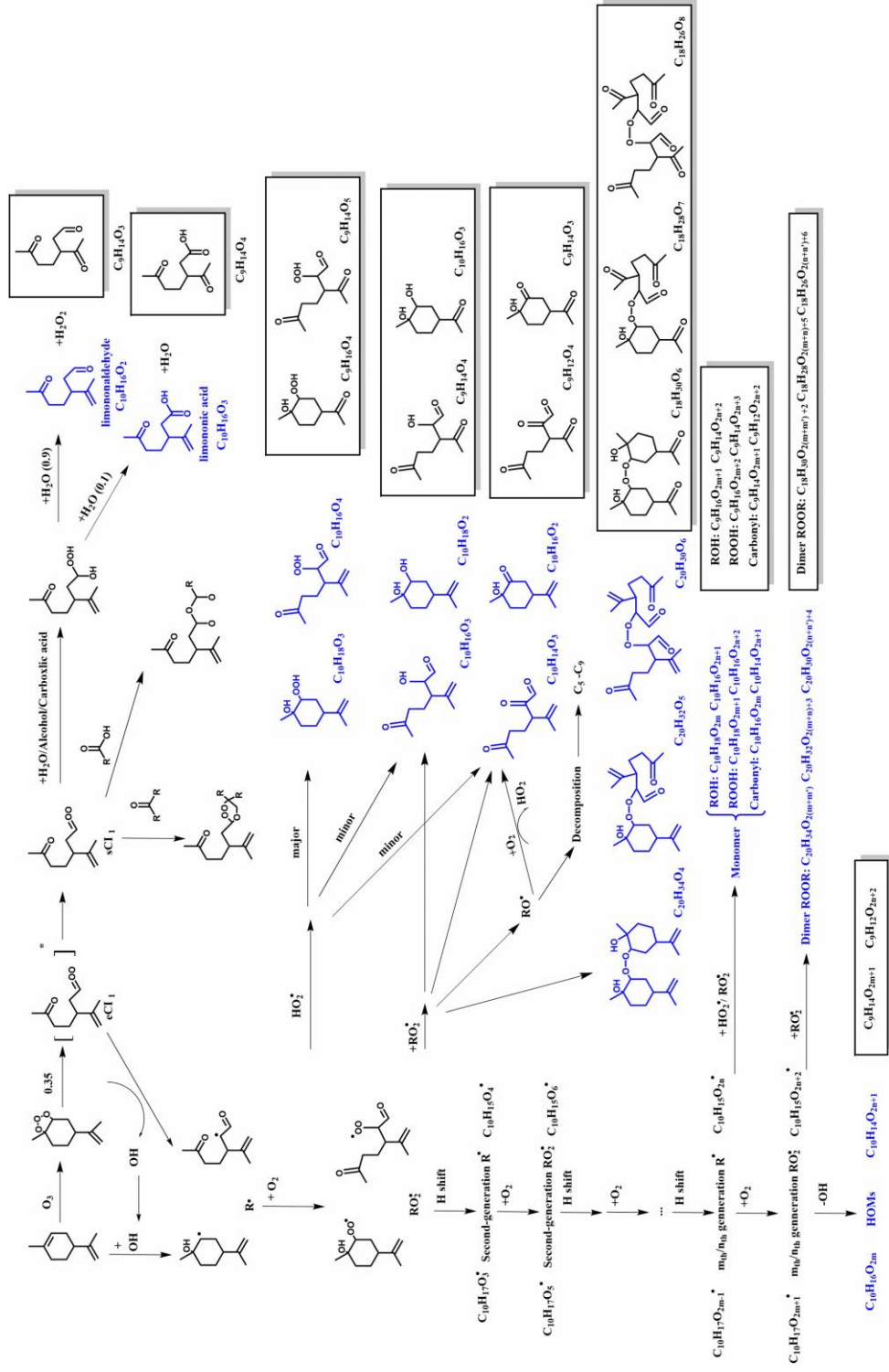
216 The proposed reaction mechanism of limonene ozonolysis is shown in Fig. 3 and Fig. 4. The initial  
217 step in the reaction of O<sub>3</sub> with limonene is the attack of the endocyclic double bond to form eCI<sub>1</sub> and  
218 eCI<sub>2</sub> (with branching ratios of 0.35 and 0.65, respectively). In the context of eCI<sub>1</sub>, several complex  
219 reactions occur, with the most dominant reaction being the generation of hydroxyl radicals (OH) and a  
220 reaction pathway known as sCI<sub>1</sub>. The sCI<sub>1</sub> pathway can proceed through three distinct reactions, as  
221 depicted in Fig. 3. The first pathway is the reaction with H<sub>2</sub>O, alcohol or carboxylic acid to form a  
222 carboxylic acid species with hydroxyl, which would subsequently lose a molecule of water to form  
223 limononaldehyde or lose a molecule of hydrogen peroxide to form limononic acid (Grosjean et al., 1992;  
224 Li et al., 2019b). The second and third pathways involve reactions of sCI<sub>1</sub> with carboxylic acids and  
225 carbonyls, respectively, leading to the formation of anhydrides and secondary ozonides. Additionally, the  
226 generated OH radicals can react with limonene, giving rise to another alkyl radical, C<sub>10</sub>H<sub>17</sub>O·. These  
227 alkyl radicals react with O<sub>2</sub> and form peroxy radicals (RO<sub>2</sub>·). The atmospheric fate of produced RO<sub>2</sub>· in  
228 the absence of NO<sub>x</sub> includes the reaction with RO<sub>2</sub>· or HO<sub>2</sub>· (Atkinson and Arey, 2003) and the  
229 unimolecular H shift. The RO<sub>2</sub>·+HO<sub>2</sub>· route mainly form hydroperoxide (ROOH), and the minor fraction  
230 is to form alcohols and carbonyls (Atkinson and Arey, 2003). The products of bimolecular reactions  
231 between RO<sub>2</sub>· and RO<sub>2</sub>· are alcohols, carbonyls, alkoxy radicals, peroxides and ROOR dimers (Hammes  
232 et al., 2019; Peng et al., 2019). The H shift of RO<sub>2</sub>· can form second-generation R· and trigger a main  
233 generation channel of highly oxidized molecules (HOMs), i.e., R· would go through a process of repeated  
234 oxygen addition and hydrogen-atom shift to form HOMs with high O/C ratios of > 0.7–0.8 (Molteni et  
235 al., 2018; Bianchi et al., 2019).

236 In addition to the eCI<sub>1</sub> route, the eCI<sub>2</sub> pathway is also responsible for the generation of various  
237 products (Fig. 4). Since the reaction of the hydroxyl radical (OH) attacking limonene is already depicted  
238 in Fig. 3, our main emphasis in Fig. 4 is on the pathways involved in the generation of sCI. First, sCI<sub>2</sub>  
239 reacts with H<sub>2</sub>O and decomposes to limononaldehyde and H<sub>2</sub>O<sub>2</sub>. Additionally, sCI<sub>2</sub> could experience an  
240 O<sub>2</sub> addition, ·OH loss and isomerization to produce two types of RO<sub>2</sub>·, which can undergo the similar  
241 reactions as the RO<sub>2</sub>· formed from the sCI<sub>1</sub> route, and the major products are also shown in Fig. 4.

242 Since limonene and Δ<sup>3</sup>-carene both have an endocyclic double bond, the similar reactions as

243 mentioned above can occur for the ozonolysis of  $\Delta^3$ -carene (Fig. S5), and most corresponding formula  
244 in Fig. S5 could be identified in Table S4. However, the reactivity of limonene towards  $O_3$  is expected to  
245 be higher owing to its exocyclic double bond. As shown in Fig. 4, the attack of  $O_3$  to the exocyclic double  
246 bond mainly leads to  $sCl_3$  (highlighted in red) with the unpaired electrons outside the ring (Leungsakul  
247 et al., 2005).  $sCl_3$  can react with  $H_2O$  to form a carbonyl called keto-limonene. It should be noted that  
248 this reaction can occur not only for limonene, but also for all the products that retain the exocyclic double  
249 bond. As a result, the compounds that are colored in blue in Fig. 3 and Fig. 4 can undergo further reactions  
250 to generate products with an additional carbonyl (see the boxes in Fig. 3 and Fig. 4). Furthermore, their  
251 molecular formula shown in Table S5 have been identified using the Q-TOF-MS. This mechanism can  
252 well explain the decrease in the relative intensity of  $C_{10}H_{16}O_2$  from high RH to low RH and the increase  
253 in the relative intensity of  $C_9H_{14}O_3$  from low RH to high RH (Table S3).

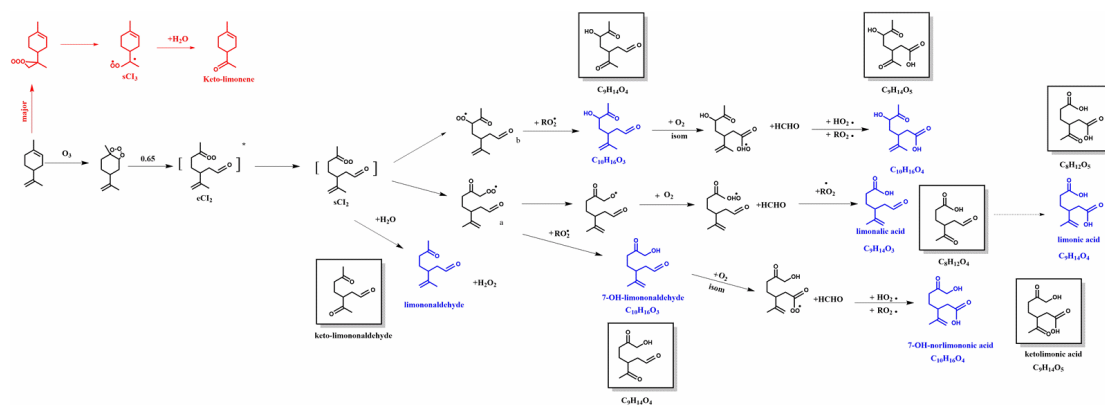
254 In such progress, we cannot rule out the possibility that relative humidity (RH) may influence the  
255 generation of other free radicals (Ma et al., 2009), thereby impacting the formation of secondary organic  
256 aerosols (SOA), such as, OH-radical reactions (Bonn et al., 2002; Fick et al., 2002). However, Molar OH  
257 radical yields were reported as  $0.65 \pm 0.10$  (Hantschke et al., 2021),  $0.86 \pm 0.11$  (Aschmann et al., 2002)  
258 and 0.56 to 0.59 (Wang et al., 2019) for  $\Delta^3$ -carene, while for limonene, the reported yields were  $0.67 \pm 0.10$   
259 (Aschmann et al., 2002) and  $0.76 \pm 0.06$  (Herrmann et al., 2010). It seems that the OH radicals produced  
260 from limonene and  $\Delta^3$ -carene are quite similar within the range of uncertainties. Therefore, the increased  
261 ozone consumption by limonene is primarily attributed to the presence of its exocyclic double bond.



262

263 **Figure 3.** Proposed formation mechanism for SOA formation from eCI<sub>1</sub> oxidation under high RH. The compounds in blue and in boxes are identified using UPLC/ (-) ESI-Q-

264 TOF-MS.



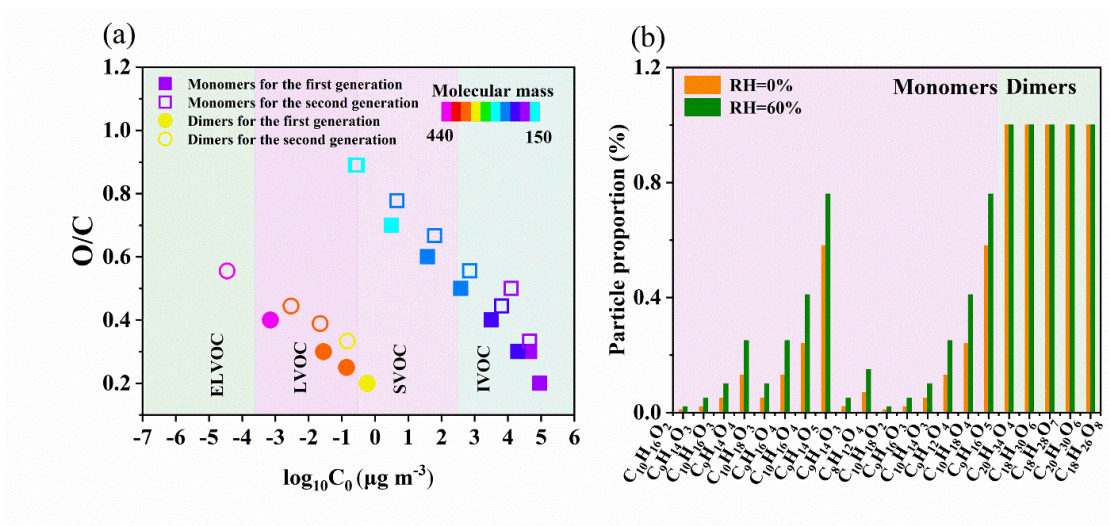
265

266 **Figure 4.** Proposed formation mechanisms for SOA formation from eCl<sub>2</sub> and exocyclic double bond  
 267 oxidation under high RH. The compounds in blue and in boxes are identified using UPLC/ (-) ESI-Q-  
 268 TOF-MS.

269

270 **3.3 Processes leading to the increase or decrease in SOA formation**

271 Based on the results and mechanisms shown above, we present evidence that high humidity  
 272 enhances limonene-SOA formation. First, the presence of water vapor enhances the formation of  
 273 carbonyls from the reaction of exocyclic double bond, and the oligomerization of these carbonyls  
 274 generates more dimers including hemiacetal (or acetal) formation and aldol condensation (Zhang et al.,  
 275 2022; Kroll et al., 2005; Jang et al., 2003). As shown in Table S6, 54 out of the total 187 dimers were  
 276 exclusively observed for limonene under high humidity conditions, contributing to a corresponding  
 277 intensity of ~19%. These dimers can be classified as low-volatile organic compounds (LVOC;  $3 \times 10^{-4} <$   
 278  $C_0 < 0.3 \mu\text{g m}^{-3}$ ) and extremely low-volatile organic compounds (ELVOCs;  $C_0 < 3 \times 10^{-4} \mu\text{g m}^{-3}$ ) (Fig.  
 279 5a), and thus promote the nucleation and new particle formation in different ways. This finding is similar  
 280 to that from a previous study showing that high RH can promote dimer formation from the ozonolysis of  
 281  $\alpha$ -pinene (Kristensen et al., 2014). Second, we find that high RH can also promote the formation of  
 282 HOMs, although the mechanism remains unclear. As shown in Table S3, many HOMs proposed from the  
 283 mechanism are detected under high RH condition but not detected under low RH condition, including  
 284 both monomers and dimers. Many HOMs have low volatilities and, thus, can also promote new particle  
 285 formation. Overall, the promoted dimer and HOM formation greatly enhance the new particle number  
 286 concentration under high RH condition (Fig. 6).

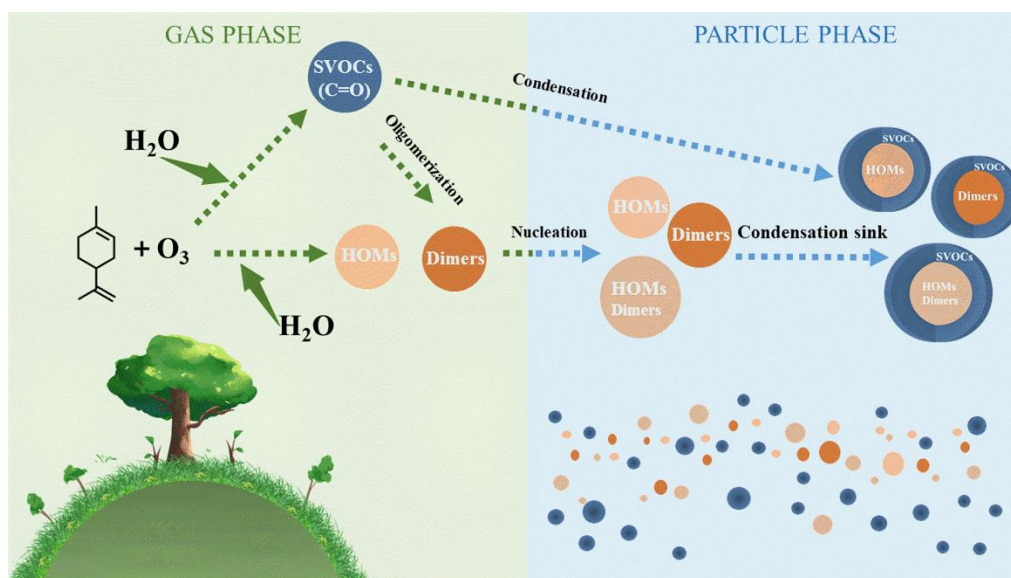


287

288 **Figure 5.** (a) Distribution of the limonene-SOA in the two-dimensional volatility basis set (2D-VBS)

289 space. (b) Partitioning coefficients of limonene monomers and dimers under low and high RH conditions.

290



291

292 **Figure 6.** Schematic diagram of the possible mechanisms for the enhancement of limonene-SOA.

293

294 High particle number concentration generally provides more surface areas for semi-volatile organic  
 295 compounds (SVOCs;  $0.3 < C_0 < 300 \mu\text{g m}^{-3}$ ) to condense on, which results in higher condensation sink  
 296 (CS). In the OFR, the fates of SVOCs include condensing on aerosol, getting lost on the wall, and reacting  
 297 with OH radicals to form functionalization and/or fragmentation products (Palm et al., 2016; Li et al.,  
 298 2019a). The promoted condensation by higher CS leads to a higher fraction of SVOCs getting into the  
 299 particle phase rather than getting lost on the wall or becoming smaller fragments staying in the gas phase,



300 and thus promoting SOA formation (Li et al., 2019a). Furthermore, the transformation from C-C double  
301 bond to carbonyl shown in Fig. 3 and Fig. 4 decreases the volatility of molecules, which can largely  
302 influence the gas-particle partitioning of the monomeric compounds (Fig. 5b). For example, the  $C_0$  values  
303 of  $C_{10}H_{16}O_2$  and  $C_{10}H_{16}O_3$  are 90701 and 19968  $\mu\text{g m}^{-3}$ , corresponding to partitioning coefficients of  
304 0.01 and 0.05, respectively (Fig. 5b and Table S3), with an SOA mass concentration of  $\sim 1000 \mu\text{g m}^{-3}$   
305 under dry condition. When they are converted to carbonyls  $C_9H_{14}O_3$  and  $C_9H_{14}O_4$ , the values of  $C_0$   
306 become 45556 and 6479  $\mu\text{g m}^{-3}$ , corresponding to partitioning coefficients of 0.02 and 0.13, respectively  
307 (Fig. 5b and Table S3), with the same SOA loading. This enhancement in partitioning coefficient can  
308 largely promote the condensation of SVOCs and, thus, enhance the SOA mass concentration. In addition,  
309 the enhanced SOA formation can further influence the equilibrium, e.g., the partitioning coefficient of  
310  $C_{10}H_{16}O_3$  increases from 0.05 to 0.10 when SOA mass concentration increases from  $\sim 1000 \mu\text{g m}^{-3}$  under  
311 dry condition to  $\sim 2000 \mu\text{g m}^{-3}$  under wet condition (Fig. 5b and Table S3). The distribution of saturation  
312 vapor pressure for monomers and dimers identified by MS has also been shown in Fig. 5a. As can be  
313 seen from this figure, around 50% monomers are categorized as SVOCs, thus having the large fraction  
314 in the particle phase when converting from dry to wet conditions. Overall, the different fate and  
315 partitioning of SVOCs largely enhance the amount of SVOCs in the particle phase (Fig. 6).

316 Concluding the analysis above, high humidity promotes the SOA formation from the ozonolysis of  
317 limonene in two steps: nucleation of new particles and condensation of SVOCs on them (Fig. 6). These  
318 two steps are closely related to the multi-generation reactions of the exocyclic C=C bond, which are  
319 unlikely to happen for the ozonolysis of  $\Delta^3$ -carene. Interestingly, Gong and Chen (2021) have found that  
320 high RH can inhibit the SOA formation from the first-generation oxidation of limonene ozonolysis, but  
321 enhance the SOA formation from the second-generation oxidation (Gong and Chen, 2021), their results  
322 agree well with the results and analysis shown here. In contrast, Li et al. (2019b) found negligible change  
323 in dimers and HOMs in limonene- $O_3$  system when changing RH from 0 to 60%. The discrepancy is  
324 mainly attributed to the different experimental conditions. The ozone exposure in this study is  $\sim 18$  times  
325 higher than in Li et al. (2019b), while the limonene concentration in this study is only  $\sim 30\%$  of that in  
326 their study. These two conditions both favor the multi-generation reactions occurred at the exocyclic  
327 double bond of limonene and its products. Thus, we believe this leads to the different results regarding  
328 the formation of HOMs and dimers.

329 Regarding  $\Delta^3$ -carene, the mechanisms and processes are almost opposite to those of limonene. First,  
330 water vapor reacts with sCl<sub>1</sub> or sCl<sub>2</sub> to promote the formation of  $\alpha$ -hydroxyalkyl-hydroperoxides (Fig.  
331 S5). Their subsequent products without second ozonolysis of exocyclic double bond have higher  
332 volatility, and may most likely prevail in the gas phase. In addition, it has been found that  $\alpha$ -hydroxyalkyl  
333 hydroperoxides preferentially decompose into aldehydes and H<sub>2</sub>O<sub>2</sub> (Kumar et al., 2014; Chen et al., 2016),  
334 i.e., 3-caronaldehyde for  $\Delta^3$ -carene, which has higher volatility than the products from other reaction  
335 pathways. Correspondingly, the number and relative intensity of HOMs and dimers detected under high  
336 RH conditions are both lower than those under low RH conditions (Table S7). Furthermore, out of a total  
337 of 178 dimers, 63 dimers were exclusively identified under low RH conditions (Table S6). As a result,  
338 high RH shows an inhibitory effect on the SOA formation from  $\Delta^3$ -carene ozonolysis.

339 To investigate the multi-generation reactions of limonene under low-concentration conditions, we  
340 conducted low-concentration limonene ozonolysis experiments, and the results are shown in Fig. S6. In  
341 these experiments, the limonene and O<sub>3</sub> concentrations were 20.5 ppb and 5.7 ppm, respectively.  
342 According to the experimental results, the number concentration of SOA formed from limonene  
343 ozonolysis increased by approximately 1.4 times under high RH, which is similar to the increase observed  
344 under high-loading conditions. The mass concentration increased by approximately 1.3 times at a  
345 precursor concentration of 20.5 ppb. The relatively small increase in mass concentration compared to the  
346 high-concentration conditions may be attributed to the less pronounced distribution of SVOCs at low  
347 mass concentrations. This result indicates that the enhancement effect on limonene SOA by high RH is  
348 still valid for low precursor concentrations.

349 To further confirm the assumption that water-influenced multi-generation reactions of the exocyclic  
350 double bond enhance the SOA formation, we conducted two comparative analyses: firstly, we examined  
351 the ozonolysis of the endocyclic double bond in limonene, leaving the exocyclic double bond unreacted.  
352 This was done by applying a low O<sub>3</sub> concentration (~67 ppb), since the reaction of O<sub>3</sub> with endocyclic  
353 double bond is ~30 times faster than the reaction of O<sub>3</sub> with exocyclic double bond (Shu and Atkinson,  
354 1994). Interestingly, when limonene was oxidized at only the endocyclic double bond, we observed a  
355 slight decrease in both the number and mass concentrations as the RH increased (Fig. S7). This is similar  
356 to the results obtained for  $\Delta^3$ -carene, which contains only one endocyclic double bond. Secondly, we  
357 compared the ozonolysis of structurally similar  $\beta$ -caryophyllene, which has an exocyclic C-C double

358 bond that can undergo further reactions (Fig. S8). As expected, we observe a large enhancement in SOA  
359 formation under high RH condition (Table S8 and Fig. S9). This implies that monoterpenes,  
360 sesquiterpenes, and other BVOCs with two unsaturation double bonds may follow similar reaction  
361 mechanisms during ozonolysis, and thus have a RH dependency in SOA production.

## 362 4 Conclusions

363 In this study, the effect of humidity on SOA production from the ozonolysis of two monoterpenes  
364 (limonene and  $\Delta^3$ -carene) was investigated with an OFR. Contrasting impacts of RH on the SOA  
365 formation were observed: limonene-SOA yield increases by  $\sim 100\%$  when RH changes from  $\sim 1\%$  to  
366  $\sim 60\%$ , while  $\Delta^3$ -carene-SOA yield slightly decreases. By analyzing the chemical composition of SOA  
367 with ESI-Q-TOF-MS, we find that the multi-generation reactions of the exocyclic C-C double bond are  
368 likely the driving force of the enhancement in limonene-SOA. The presence of water promotes the  
369 formation of carbonyls from the reaction of exocyclic double bond, and further favors the formation of  
370 dimers and HOMs. This leads to promoted new particle formation and subsequent condensation of  
371 SVOCs. These reactions also lower the volatilities of the SVOCs, and further promote the gas-particle  
372 partitioning. Moreover, this hypothesis is proved by a similar behavior of the ozonolysis of  $\beta$ -  
373 caryophyllene (sesquiterpene with an exocyclic double bond) in SOA enhancement under high RH  
374 condition. The results in this study suggest that multi-generation reactions play an important role in SOA  
375 formation from the ozonolysis of BVOCs, which are significantly influenced by humidity. This impact  
376 is largely dependent on the molecular structure of the SOA precursors (e.g., with or without the exocyclic  
377 double bond), thus highlighting the importance to consider the molecular structure of monoterpenes in  
378 modeling and field studies of biogenic SOA.

379

380 **Data availability.** Experimental data are available upon request to the corresponding authors.

381 **Supplement.** The supplement related to this article is available online.

382 **Author contributions.** LD and SZ designed the experiments and SZ carried them out. SZ performed  
383 data analysis with assistance from KL, LD, ZY, and JL. SZ and KL wrote the paper with contributions  
384 from all co-authors.

385 **Declaration.** The authors declare that they have no conflict of interest.

386 **Acknowledgements.** We thank Guannan Lin, Jingyao Qu and Zhifeng Li from the State Key Laboratory  
387 of Microbial Technology of Shandong University for help and guidance with MS measurements.

388 **Financial support.** This research has been supported by the National Natural Science Foundation of  
389 China (grant no. 22076099), and the Fundamental Research Fund of Shandong University (grant no.  
390 2020QNQT012).

## 391 **Reference**

392 Ahmadov, R., McKeen, S. A., Robinson, A. L., Bahreini, R., Middlebrook, A. M., de Gouw, J. A.,  
393 Meagher, J., Hsie, E. Y., Edgerton, E., Shaw, S., and Trainer, M.: A volatility basis set model for  
394 summertime secondary organic aerosols over the eastern United States in 2006, *J. Geophys. Res.-Atmos.*,  
395 117, D6301, <https://doi.org/10.1029/2011JD016831>, 2012.

396 Aschmann, S. M., Arey, J., and Atkinson, R.: OH radical formation from the gas-phase reactions of O<sub>3</sub>  
397 with a series of terpenes, *Atmos. Environ.*, 36, 4347-4355, [https://doi.org/10.1016/S1352-  
398 2310\(02\)00355-2](https://doi.org/10.1016/S1352-2310(02)00355-2), 2002.

399 Atkinson, R.: Kinetics and mechanisms of the gas-phase reactions of the NO<sub>3</sub> radical with organic  
400 compounds, *J. Phys. Chem. Ref. Data*, 20, 459-507, <https://doi.org/10.1063/1.555887>, 1991.

401 Atkinson, R. and Arey, J.: Gas-phase tropospheric chemistry of biogenic volatile organic compounds: a  
402 review, *Atmos. Environ.*, 37, 197-219, [https://doi.org/10.1016/S1352-2310\(03\)00391-1](https://doi.org/10.1016/S1352-2310(03)00391-1), 2003.

403 Bäck, J., Aalto, J., Henriksson, M., Hakola, H., He, Q., and Boy, M.: Chemodiversity of a Scots pine  
404 stand and implications for terpene air concentrations, *Biogeosciences*, 9, 689-702,  
405 <https://doi.org/10.5194/bg-9-689-2012>, 2012.

406 Bateman, A. P., Nizkorodov, S. A., Laskin, J., and Laskin, A.: Time-resolved molecular characterization  
407 of limonene/ozone aerosol using high-resolution electrospray ionization mass spectrometry, *Phys. Chem.  
408 Chem. Phys.*, 11, 7931-7942, <https://doi.org/10.1039/b905288g>, 2009.

409 Bianchi, F., Kurtén, T., Riva, M., Mohr, C., Rissanen, M. P., Roldin, P., Berndt, T., Crouse, J. D.,  
410 Wennberg, P. O., Mentel, T. F., Wildt, J., Junninen, H., Jokinen, T., Kulmala, M., Worsnop, D. R.,  
411 Thornton, J. A., Donahue, N., Kjaergaard, H. G., and Ehn, M.: Highly oxygenated organic molecules  
412 (HOM) from gas-phase autoxidation involving peroxy radicals: a key contributor to atmospheric aerosol,  
413 *Chem. Rev.*, 119, 3472-3509, <https://doi.org/10.1021/acs.chemrev.8b00395>, 2019.

414 Bonn, B. and Moortgat, G. K.: New particle formation during  $\alpha$ - and  $\beta$ -pinene oxidation by  $O_3$ , OH and  
415  $NO_3$ , and the influence of water vapour: particle size distribution studies, *Atmos. Chem. Phys.*, 2, 183-  
416 196, <https://doi.org/10.5194/acp-2-183-2002>, 2002.

417 Bonn, B., Schuster, G., and Moortgat, G. K.: Influence of water vapor on the process of new particle  
418 formation during monoterpene ozonolysis, *J. Phys. Chem. A*, 106, 2869-2881,  
419 <https://doi.org/10.1021/jp012713p>, 2002.

420 Chen, H., Ren, Y., Cazaunau, M., Dalele, V., Hu, Y., Chen, J., and Mellouki, A.: Rate coefficients for the  
421 reaction of ozone with 2-and 3-carene, *Chem. Phys. Lett.*, 621, 71-77,  
422 <https://doi.org/10.1016/j.cplett.2014.12.056>, 2015.

423 Chen, L., Huang, Y., Xue, Y., Shen, Z., Cao, J., and Wang, W.: Mechanistic and kinetics investigations  
424 of oligomer formation from Criegee intermediate reactions with hydroxyalkyl hydroperoxides, *Atmos.*  
425 *Chem. Phys.*, 19, 4075-4091, <https://doi.org/10.5194/acp-19-4075-2019>, 2019.

426 Chen, L., Wang, W., Wang, W., Liu, Y., Liu, F., Liu, N., and Wang, B.: Water-catalyzed decomposition  
427 of the simplest Criegee intermediate  $CH_2OO$ , *Theor. Chem. Acc.*, 135, 131,  
428 <https://doi.org/10.1007/s00214-016-1894-9>, 2016.

429 Chen, X. and Hopke, P. K.: A chamber study of secondary organic aerosol formation by limonene  
430 ozonolysis, *Indoor Air*, 20, 320-328, <https://doi.org/10.1111/j.1600-0668.2010.00656.x>, 2010.

431 Cholakian, A., Beekmann, M., Coll, I., Ciarelli, G., and Colette, A.: Biogenic secondary organic aerosol  
432 sensitivity to organic aerosol simulation schemes in climate projections, *Atmos. Chem. Phys.*, 19, 13209-  
433 13226, <https://doi.org/10.5194/acp-19-13209-2019>, 2019.

434 de Matos, S. P., Teixeira, H. F., de Lima, Á. A. N., Veiga-Junior, V. F., and Koester, L. S.: Essential oils  
435 and isolated terpenes in nanosystems designed for topical administration: a review, *Biomolecules*, 9, 138,  
436 <https://doi.org/doi:10.3390/biom9040138>, 2019.

437 Drozd, G. T. and Donahue, N. M.: Pressure dependence of stabilized Criegee intermediate formation  
438 from a sequence of alkenes, *J. Phys. Chem. A*, 115, 4381-4387, <https://doi.org/10.1021/jp2001089>, 2011.

439 Fick, J., Pommer, L., Andersson, B., and Nilsson, C.: A study of the gas-phase ozonolysis of terpenes:  
440 the impact of radicals formed during the reaction, *Atmos. Environ.*, 36, 3299-3308,  
441 [https://doi.org/10.1016/s1352-2310\(02\)00291-1](https://doi.org/10.1016/s1352-2310(02)00291-1), 2002.

442 Gong, Y. and Chen, Z.: Quantification of the role of stabilized Criegee intermediates in the formation of

443 aerosols in limonene ozonolysis, *Atmos. Chem. Phys.*, 21, 813-829, [https://doi.org/10.5194/acp-21-813-](https://doi.org/10.5194/acp-21-813-2021)  
444 [2021](https://doi.org/10.5194/acp-21-813-2021), 2021.

445 Gong, Y., Chen, Z., and Li, H.: The oxidation regime and SOA composition in limonene ozonolysis: roles  
446 of different double bonds, radicals, and water, *Atmos. Chem. Phys.*, 18, 15105-15123,  
447 <https://doi.org/10.5194/acp-18-15105-2018>, 2018.

448 Grosjean, D., Williams, E. L., and Seinfeld, J. H.: Atmospheric oxidation of selected terpenes and related  
449 carbonyls: gas-phase carbonyl products, *Environ. Sci. Technol.*, 26, 1526-1533,  
450 <https://doi.org/10.1021/es00032a005>, 1992.

451 Guenther, A. B., Jiang, X., Heald, C. L., Sakulyanontvittaya, T., Duhl, T., Emmons, L. K., and Wang, X.:  
452 The model of emissions of gases and aerosols from nature version 2.1 (MEGAN2.1): an extended and  
453 updated framework for modeling biogenic emissions, *Geosci. Model Dev.*, 5, 1471-1492,  
454 <https://doi.org/10.5194/gmd-5-1471-2012>, 2012.

455 Guo, S., Hu, M., Zamora, M. L., Peng, J., Shang, D., Zheng, J., Du, Z., Wu, Z., Shao, M., Zeng, L.,  
456 Molina, M. J., and Zhang, R.: Elucidating severe urban haze formation in China, *Proc. Natl. Acad. Sci.*  
457 *U. S. A.*, 111, 17373-17378, <https://doi.org/10.1073/pnas.1419604111>, 2014.

458 Hammes, J., Lutz, A., Mentel, T., Faxon, C., and Hallquist, M.: Carboxylic acids from limonene oxidation  
459 by ozone and hydroxyl radicals: insights into mechanisms derived using a FIGAERO-CIMS, *Atmos.*  
460 *Chem. Phys.*, 19, 13037-13052, <https://doi.org/10.5194/acp-19-13037-2019>, 2019.

461 Hantschke, L., Novelli, A., Bohn, B., Cho, C., Reimer, D., Rohrer, F., Tillmann, R., Glowania, M.,  
462 Hofzumahaus, A., Kiendler-Scharr, A., Wahner, A., and Fuchs, H.: Atmospheric photooxidation and  
463 ozonolysis of  $\Delta^3$ -carene and 3-caronaldehyde: rate constants and product yields, *Atmos. Chem. Phys.*,  
464 21, 12665-12685, [10.5194/acp-21-12665-2021](https://doi.org/10.5194/acp-21-12665-2021), 2021.

465 Herrmann, F., Winterhalter, R., Moortgat, G. K., and Williams, J.: Hydroxyl radical (OH) yields from the  
466 ozonolysis of both double bonds for five monoterpenes, *Atmos. Environ.*, 44, 3458-3464,  
467 <https://doi.org/10.1016/j.atmosenv.2010.05.011>, 2010.

468 Huang, X., Yun, H., Gong, Z., Li, X., He, L., Zhang, Y., and Hu, M.: Source apportionment and secondary  
469 organic aerosol estimation of PM<sub>2.5</sub> in an urban atmosphere in China, *Sci. China-Earth Sci.*, 57, 1352-  
470 1362, <https://doi.org/10.1007/s11430-013-4686-2>, 2014.

471 Jang, M. S., Carroll, B., Chandramouli, B., and Kamens, R. M.: Particle growth by acid-catalyzed

472 heterogeneous reactions of organic carbonyls on preexisting aerosols, *Environ. Sci. Technol.*, 37, 3828-  
473 3837, [10.1021/es021005u](https://doi.org/10.1021/es021005u), 2003.

474 Jokinen, T., Berndt, T., Makkonen, R., Kerminen, V.-M., Junninen, H., Paasonen, P., Stratmann, F.,  
475 Herrmann, H., Guenther, A. B., Worsnop, D. R., Kulmala, M., Ehn, M., and Sipilä, M.: Production of  
476 extremely low volatile organic compounds from biogenic emissions: Measured yields and atmospheric  
477 implications, *Proc. Natl. Acad. Sci. U. S. A.*, 112, 7123-7128,  
478 <https://doi.org/doi:10.1073/pnas.1423977112>, 2015.

479 Jonsson, A. M., Hallquist, M., and Ljungstrom, E.: Impact of humidity on the ozone initiated oxidation  
480 of limonene,  $\Delta^3$ -carene, and  $\alpha$ -pinene, *Environ. Sci. Technol.*, 40, 188-194,  
481 <https://doi.org/10.1021/es051163w>, 2006a.

482 Jonsson, A. M., Hallquist, M., and Ljungstrom, E.: Impact of humidity on the ozone initiated oxidation  
483 of limonene,  $\Delta^3$ -carene, and  $\alpha$ -pinene, *Environ. Sci. Technol.*, 40, 188-194,  
484 <https://doi.org/10.1021/es051163w>, 2006b.

485 Jonsson, A. M., Hallquist, M., and Ljungstrom, E.: Influence of OH scavenger on the water effect on  
486 secondary organic aerosol formation from ozonolysis of limonene,  $\Delta^3$ -carene, and  $\alpha$ -pinene, *Environ. Sci.*  
487 *Technol.*, 42, 5938-5944, <https://doi.org/10.1021/es702508y>, 2008.

488 Kanakidou, M., Seinfeld, J. H., Pandis, S. N., Barnes, I., Dentener, F. J., Facchini, M. C., Van Dingenen,  
489 R., Ervens, B., Nenes, A., Nielsen, C. J., Swietlicki, E., Putaud, J. P., Balkanski, Y., Fuzzi, S., Horth, J.,  
490 Moortgat, G. K., Winterhalter, R., Myhre, C. E. L., Tsigaridis, K., Vignati, E., Stephanou, E. G., and  
491 Wilson, J.: Organic aerosol and global climate modelling: a review, *Atmos. Chem. Phys.*, 5, 1053-1123,  
492 <https://doi.org/10.5194/acp-5-1053-2005>, 2005.

493 Khamaganov, V. G. and Hites, R. A.: Rate constants for the gas-phase reactions of ozone with isoprene,  
494  $\alpha$ - and  $\beta$ -pinene, and limonene as a function of temperature, *J. Phys. Chem. A*, 105, 815-822,  
495 <https://doi.org/10.1021/jp002730z>, 2001.

496 Kristensen, K., Cui, T., Zhang, H., Gold, A., Glasius, M., and Surratt, J. D.: Dimers in  $\alpha$ -pinene secondary  
497 organic aerosol: effect of hydroxyl radical, ozone, relative humidity and aerosol acidity, *Atmos. Chem.*  
498 *Phys.*, 14, 4201-4218, <https://doi.org/10.5194/acp-14-4201-2014>, 2014.

499 Kroll, J. H., Ng, N. L., Murphy, S. M., Varutbangkul, V., Flagan, R. C., and Seinfeld, J. H.: Chamber  
500 studies of secondary organic aerosol growth by reactive uptake of simple carbonyl compounds, J.

501 Geophys. Res.-Atmos., 110, 10.1029/2005JD006004, 2005.

502 Kumar, M., Busch, D. H., Subramaniam, B., and Thompson, W. H.: Role of tunable acid catalysis in  
503 decomposition of  $\alpha$ -Hydroxyalkyl hydroperoxides and mechanistic implications for tropospheric  
504 chemistry, *J. Phys. Chem. A*, 118, 9701-9711, <https://doi.org/10.1021/jp505100x>, 2014.

505 Leungsakul, S., Jaoui, M., and Kamens, R. M.: Kinetic Mechanism for Predicting Secondary Organic  
506 Aerosol Formation from the Reaction of d-Limonene with Ozone, *Environ. Sci. Technol.*, 39, 9583-9594,  
507 <https://doi.org/10.1021/es0492687>, 2005.

508 Levy, H., II, Horowitz, L. W., Schwarzkopf, M. D., Ming, Y., Golaz, J.-C., Naik, V., and Ramaswamy,  
509 V.: The roles of aerosol direct and indirect effects in past and future climate change, *J. Geophys. Res.-*  
510 *Atmos.*, 118, 4521-4532, <https://doi.org/10.1002/jgrd.50192>, 2013.

511 Li, J. Y., Zhang, H. W., Ying, Q., Wu, Z. J., Zhang, Y. L., Wang, X. M., Li, X. H., Sun, Y. L., Hu, M.,  
512 Zhang, Y. H., and Hu, J. L.: Impacts of water partitioning and polarity of organic compounds on  
513 secondary organic aerosol over eastern China, *Atmos. Chem. Phys.*, 20, 7291-7306,  
514 <https://doi.org/10.5194/acp-20-7291-2020>, 2020.

515 Li, K., Liggio, J., Lee, P., Han, C., Liu, Q., and Li, S.-M.: Secondary organic aerosol formation from  $\alpha$ -  
516 pinene, alkanes, and oil-sands-related precursors in a new oxidation flow reactor, *Atmos. Chem. Phys.*,  
517 19, 9715-9731, <https://doi.org/10.5194/acp-19-9715-2019>, 2019a.

518 Li, X., Chee, S., Hao, J., Abbatt, J. P. D., Jiang, J., and Smith, J. N.: Relative humidity effect on the  
519 formation of highly oxidized molecules and new particles during monoterpene oxidation, *Atmos. Chem.*  
520 *Phys.*, 19, 1555-1570, <https://doi.org/10.5194/acp-19-1555-2019>, 2019b.

521 Liu, Q., Liggio, J., Breznan, D., Thomson, E. M., Kumarathasan, P., Vincent, R., Li, K., and Li, S.-M.:  
522 Oxidative and Toxicological Evolution of Engineered Nanoparticles with Atmospherically Relevant  
523 Coatings, *Environ. Sci. Technol.*, 53, 3058-3066, 10.1021/acs.est.8b06879, 2019.

524 Liu, Y., Liggio, J., Harner, T., Jantunen, L., Shoeib, M., and Li, S.-M.: Heterogeneous OH Initiated  
525 Oxidation: A Possible Explanation for the Persistence of Organophosphate Flame Retardants in Air,  
526 *Environ. Sci. Technol.*, 48, 1041-1048, 10.1021/es404515k, 2014.

527 Ma, Y., Porter, R. A., Chappell, D., Russell, A. T., and Marston, G.: Mechanisms for the formation of  
528 organic acids in the gas-phase ozonolysis of 3-carene, *Phys. Chem. Chem. Phys.*, 11, 4184-4197,  
529 <https://doi.org/10.1039/b818750a>, 2009.



530 Molteni, U., Bianchi, F., Klein, F., El Haddad, I., Frege, C., Rossi, M. J., Dommen, J., and Baltensperger,  
531 U.: Formation of highly oxygenated organic molecules from aromatic compounds, *Atmos. Chem. Phys.*,  
532 18, 1909-1921, <https://doi.org/10.5194/acp-18-1909-2018>, 2018.

533 Mot, M.-D., Gavrițaș, S., Lupitu, A. I., Moisa, C., Chambre, D., Tit, D. M., Bogdan, M. A., Bodescu, A.-  
534 M., Copolovici, L., Copolovici, D. M., and Bungau, S. G.: *Salvia officinalis* L. essential oil:  
535 characterization, antioxidant properties, and the effects of aromatherapy in adult patients, *Antioxidants*,  
536 11, 808, <https://doi.org/10.3390/antiox11050808>, 2022.

537 Ng, N. L., Kroll, J. H., Chan, A. W. H., Chhabra, P. S., Flagan, R. C., and Seinfeld, J. H.: Secondary  
538 organic aerosol formation from m-xylene, toluene, and benzene, *Atmos. Chem. Phys.*, 7, 3909-3922,  
539 <https://doi.org/10.5194/acp-7-3909-2007>, 2007.

540 Odum, J. R., Hoffmann, T., Bowman, F., Collins, D., Flagan, R. C., and Seinfeld, J. H.: Gas/particle  
541 partitioning and secondary organic aerosol yields, *Environ. Sci. Technol.*, 30, 2580-2585,  
542 <https://doi.org/10.1021/es950943+>, 1996.

543 Palm, B. B., Campuzano-Jost, P., Ortega, A. M., Day, D. A., Kaser, L., Jud, W., Karl, T., Hansel, A.,  
544 Hunter, J. F., Cross, E. S., Kroll, J. H., Peng, Z., Brune, W. H., and Jimenez, J. L.: In situ secondary  
545 organic aerosol formation from ambient pine forest air using an oxidation flow reactor, *Atmos. Chem.*  
546 *Phys.*, 16, 2943-2970, <https://doi.org/10.5194/acp-16-2943-2016>, 2016.

547 Pathak, R. K., Salo, K., Emanuelsson, E. U., Cai, C., Lutz, A., Hallquist, A. M., and Hallquist, M.:  
548 Influence of ozone and radical chemistry on limonene organic aerosol production and thermal  
549 characteristics, *Environ. Sci. Technol.*, 46, 11660-11669, <https://doi.org/10.1021/es301750r>, 2012.

550 Peng, Z., Lee-Taylor, J., Orlando, J. J., Tyndall, G. S., and Jimenez, J. L.: Organic peroxy radical  
551 chemistry in oxidation flow reactors and environmental chambers and their atmospheric relevance,  
552 *Atmos. Chem. Phys.*, 19, 813-834, <https://doi.org/10.5194/acp-19-813-2019>, 2019.

553 Pye, H. O. T., Ward-Caviness, C. K., Murphy, B. N., Appel, K. W., and Seltzer, K. M.: Secondary organic  
554 aerosol association with cardiorespiratory disease mortality in the United States, *Nat. Commun.*, 12,  
555 <https://doi.org/10.1038/s41467-021-27484-1>, 2021.

556 Ravichandran, C., Badgujar, P. C., Gundev, P., and Upadhyay, A.: Review of toxicological assessment of  
557 d-limonene, a food and cosmetics additive, *Food Chem. Toxicol.*, 120, 668-680,  
558 <https://doi.org/10.1016/j.fct.2018.07.052>, 2018.

559 Sbai, S. E. and Farida, B.: Photochemical aging and secondary organic aerosols generated from limonene  
560 in an oxidation flow reactor, *Environ. Sci. Pollut. Res.*, 26, 18411-18420, [https://doi.org/10.1007/s11356-](https://doi.org/10.1007/s11356-019-05012-5)  
561 [019-05012-5](https://doi.org/10.1007/s11356-019-05012-5), 2019.

562 Seinfeld, J. H., Erdakos, G. B., Asher, W. E., and Pankow, J. F.: Modeling the formation of secondary  
563 organic aerosol (SOA). 2. The predicted effects of relative humidity on aerosol formation in the  $\alpha$ -Pinene-,  
564  $\beta$ -Pinene-, sabinene-,  $\Delta^3$ -Carene-, and cyclohexene-ozone systems, *Environ. Sci. Technol.*, 35, 1806-  
565 1817, <https://doi.org/10.1021/es001765+>, 2001.

566 Shaw, J. T., Lidster, R. T., Cryer, D. R., Ramirez, N., Whiting, F. C., Boustead, G. A., Whalley, L. K.,  
567 Ingham, T., Rickard, A. R., Dunmore, R. E., Heard, D. E., Lewis, A. C., Carpenter, L. J., Hamilton, J. F.,  
568 and Dillon, T. J.: A self-consistent, multivariate method for the determination of gas-phase rate  
569 coefficients, applied to reactions of atmospheric VOCs and the hydroxyl radical, *Atmos. Chem. Phys.*,  
570 18, 4039-4054, <https://doi.org/10.5194/acp-18-4039-2018>, 2018.

571 Shu, Y. G. and Atkinson, R.: RATE CONSTANTS FOR THE GAS-PHASE REACTIONS OF O<sub>3</sub> WITH  
572 A SERIES OF TERPENES AND OH RADICAL FORMATION FROM THE O<sub>3</sub> REACTIONS WITH  
573 SESQUITERPENES AT 296 $\pm$ 2-K, *INTERNATIONAL JOURNAL OF CHEMICAL KINETICS*, 26,  
574 1193-1205, 10.1002/kin.550261207, 1994.

575 Sindelarova, K., Granier, C., Bouarar, I., Guenther, A., Tilmes, S., Stavrakou, T., Müller, J. F., Kuhn, U.,  
576 Stefani, P., and Knorr, W.: Global data set of biogenic VOC emissions calculated by the MEGAN model  
577 over the last 30 years, *Atmos. Chem. Phys.*, 14, 9317-9341, <https://doi.org/10.5194/acp-14-9317-2014>,  
578 2014.

579 Sun, Y., Wang, Z., Fu, P., Jiang, Q., Yang, T., Li, J., and Ge, X.: The impact of relative humidity on  
580 aerosol composition and evolution processes during wintertime in Beijing, China, *Atmos. Environ.*, 77,  
581 927-934, <https://doi.org/10.1016/j.atmosenv.2013.06.019>, 2013.

582 Thomsen, D., Elm, J., Rosati, B., Skonager, J. T., Bilde, M., and Glasius, M.: Large discrepancy in the  
583 formation of secondary organic aerosols from structurally similar monoterpenes, *ACS Earth Space*  
584 *Chem.*, 5, 632-644, <https://doi.org/10.1021/acsearthspacechem.0c00332>, 2021.

585 Varutbangkul, V., Brechtel, F. J., Bahreini, R., Ng, N. L., Keywood, M. D., Kroll, J. H., Flagan, R. C.,  
586 Seinfeld, J. H., Lee, A., and Goldstein, A. H.: Hygroscopicity of secondary organic aerosols formed by  
587 oxidation of cycloalkenes, monoterpenes, sesquiterpenes, and related compounds, *Atmos. Chem. Phys.*,

588 6, 2367-2388, <https://doi.org/10.5194/acp-6-2367-2006>, 2006.

589 Wang, L., Liu, Y., and Wang, L.: Ozonolysis of 3-carene in the atmosphere. Formation mechanism of  
590 hydroxyl radical and secondary ozonides, *Phys. Chem. Chem. Phys.*, 21, 8081-8091,  
591 10.1039/c8cp07195k, 2019.

592 Wang, L. Y. and Wang, L. M.: The oxidation mechanism of gas-phase ozonolysis of limonene in the  
593 atmosphere, *Phys. Chem. Chem. Phys.*, 23, 9294-9303, <https://doi.org/10.1039/d0cp05803c>, 2021.

594 Watne, A. K., Westerlund, J., Hallquist, A. M., Brune, W. H., and Hallquist, M.: Ozone and OH-induced  
595 oxidation of monoterpenes: Changes in the thermal properties of secondary organic aerosol (SOA), *J.*  
596 *Aerosol Sci*, 114, 31-41, <https://doi.org/10.1016/j.jaerosci.2017.08.011>, 2017.

597 Xu, L., Tsona, N. T., and Du, L.: Relative humidity changes the role of SO<sub>2</sub> in biogenic secondary organic  
598 aerosol formation, *J. Phys. Chem. Lett.*, 12, 7365-7372, <https://doi.org/10.1021/acs.jpcclett.1c01550>,  
599 2021.

600 Ye, J., Abbatt, J. P. D., and Chan, A. W. H.: Novel pathway of SO<sub>2</sub> oxidation in the atmosphere: reactions  
601 with monoterpene ozonolysis intermediates and secondary organic aerosol, *Atmos. Chem. Phys.*, 18,  
602 5549-5565, <https://doi.org/10.5194/acp-18-5549-2018>, 2018.

603 Yu, K. P., Lin, C. C., Yang, S. C., and Zhao, P.: Enhancement effect of relative humidity on the formation  
604 and regional respiratory deposition of secondary organic aerosol, *J. Hazard. Mater.*, 191, 94-102,  
605 <https://doi.org/10.1016/j.jhazmat.2011.04.042>, 2011.

606 Zhang, H., Wang, S., Hao, J., Wang, X., Wang, S., Chai, F., and Li, M.: Air pollution and control action  
607 in Beijing, *J. Clean Prod.*, 112, 1519-1527, <https://doi.org/10.1016/j.jclepro.2015.04.092>, 2016.

608 Zhang, Y., He, L., Sun, X., Ventura, O. N., and Herrmann, H.: Theoretical Investigation on the  
609 Oligomerization of Methylglyoxal and Glyoxal in Aqueous Atmospheric Aerosol Particles, *ACS Earth*  
610 *Space Chem.*, 6, 1031-1043, 10.1021/acsearthspacechem.1c00422, 2022.

611 Zhao, R. R., Zhang, Q. X., Xu, X. Z., Zhao, W. X., Yu, H., Wang, W. J., Zhang, Y. M., and Zhang, W. J.:  
612 Effect of experimental conditions on secondary organic aerosol formation in an oxidation flow reactor,  
613 *Atmos. Pollut. Res.*, 12, 392-400, <https://doi.org/10.1016/j.apr.2021.01.011>, 2021.

614 Ziemann, P. J. and Atkinson, R.: Kinetics, products, and mechanisms of secondary organic aerosol  
615 formation, *Chem. Soc. Rev.*, 41, 6582-6605, <https://doi.org/10.1039/c2cs35122f>, 2012.

616

*Supplement of*

**Contrasting impacts of humidity on the ozonolysis of monoterpenes: insights into the multi-generation chemical mechanism**

**Shan Zhang et al.**

*Correspondence to:* Lin Du (lindu@sdu.edu.cn) and Kun Li (kun.li@sdu.edu.cn)

### Section S1. Calculation of equivalent aging days

The equivalent aging days can be calculated by  $\text{Age (days)} = k \frac{O_{3\text{exp}}}{[O_3]} = k \frac{[O_3]_0 \times RT}{[O_3]}$ , where  $[O_3]_0$  is the initial ozone concentration in OFR,  $RT$  is the residence time,  $k$  is a constant coefficient which is equals to 1.03 and  $[O_3]$  is the mean ozone concentration in the atmosphere for 1 day, estimated to be  $6.05 \times 10^{16}$  molec  $\text{cm}^{-3}$  s (Sbai and Farida, 2019).

### Section S2. Materials

Limonene (>99%, TCI),  $\Delta^3$ -carene (>97%, Sigma Aldrich), methanol (Optima<sup>®</sup> LC-MS grade, Fisher Scientific), formic acid (Optima<sup>®</sup> LC-MS grade, Fisher Scientific), pressured nitrogen gas (99.999%, DEYI) were directly used for nitrogen-blowing without further purification. Ultrapure water with a resistivity of 18.2 M $\Omega$  cm was generated with a water purification system (Millipore, France).

### Section S3. Calculation of the pure-compound saturation concentrations

The pure-compound saturation concentrations ( $C_0$ ) of SOA from limonene and  $\Delta^3$ -carene have been predicted using the following nonlinear expression (Li et al., 2016):

$$\text{Log}_{10}C_0 = (n_C^0 - n_C) b_C - n_O b_O - 2 \frac{n_C n_O}{n_C + n_O} b_{CO}$$

The four free parameters  $n_C^0$ ,  $b_C$ ,  $b_O$  and  $b_{CO}$  represent the carbon number of 1  $\mu\text{g m}^{-3}$  alkane, the carbon-carbon interaction term, the oxygen-oxygen interaction term and the carbon-oxygen nonideality respectively. The two independent variates  $n_C$  and  $n_O$  are the numbers of carbon and oxygen, respectively. Based on the calculated saturation mass concentration of organic aerosols, they can be classified into five groups (Donahue et al., 2012): extremely low-volatile organic compound (ELVOC;  $C_0 < 3 \times 10^{-4} \mu\text{g m}^{-3}$ ); low-volatile organic compound (LVOC;  $3 \times 10^{-4} < C_0 < 0.3 \mu\text{g m}^{-3}$ ); semi-volatile organic compound (SVOC;  $0.3 < C_0 < 300 \mu\text{g m}^{-3}$ ); intermediate volatility organic compound (IVOC;  $300 < C_0 < 3 \times 10^6 \mu\text{g m}^{-3}$ ) and volatile organic compounds (VOC;  $C_0 > 3 \times 10^6 \mu\text{g m}^{-3}$ ).

**Table S1.** The number and intensity proportion of four groups for limonene

| Groups                                | Monomers | Dimers | Trimers | Tetramers |
|---------------------------------------|----------|--------|---------|-----------|
| Number (L) <sup>a</sup>               | 242      | 162    | 122     | 116       |
| Number (H) <sup>b</sup>               | 272      | 187    | 134     | 105       |
| Intensity proportion (L) <sup>a</sup> | 61.8%    | 25.7%  | 9.4%    | 3.1%      |
| Intensity proportion (H) <sup>b</sup> | 65.6%    | 24.4%  | 7.9%    | 2.0%      |

<sup>a</sup> L means under low RH. <sup>b</sup> H means under high RH.

**Table S2.** The number and intensity proportion of four groups for  $\Delta^3$ -carene

| Groups                                | Monomers | Dimers | Trimers | Tetramers |
|---------------------------------------|----------|--------|---------|-----------|
| Number (L) <sup>a</sup>               | 239      | 178    | 76      | 4         |
| Number (H) <sup>b</sup>               | 216      | 151    | 26      | 1         |
| Intensity proportion (L) <sup>a</sup> | 69.8%    | 28.6%  | 1.6%    | 0.5%      |
| Intensity proportion (H) <sup>b</sup> | 72.5%    | 26.9%  | 2.0%    | 0.2%      |

<sup>a</sup> L means under low RH. <sup>b</sup> H means under high RH.

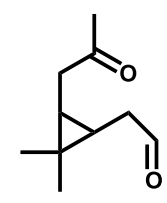
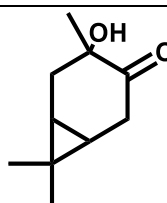
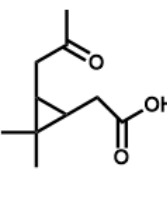
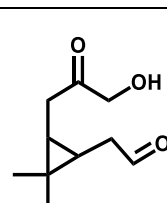
**Table S3.** Intensity and partitioning coefficient for limonene products identified by MS (can be found in the proposed mechanism).

|          | Molecular formula                              | Low RH                 |                         | High RH                |                         | Partitioning coefficient |         |
|----------|------------------------------------------------|------------------------|-------------------------|------------------------|-------------------------|--------------------------|---------|
|          |                                                | Absolute intensity     | Relative intensity      | Absolute intensity     | Relative intensity      | Low RH                   | High RH |
| Monomers | C <sub>10</sub> H <sub>16</sub> O <sub>2</sub> | 9.01 × 10 <sup>2</sup> | 1.72 × 10 <sup>-4</sup> | 1.27 × 10 <sup>3</sup> | 1.42 × 10 <sup>-4</sup> | 0.01                     | 0.02    |
|          | C <sub>9</sub> H <sub>14</sub> O <sub>3</sub>  | 1.49 × 10 <sup>4</sup> | 2.85 × 10 <sup>-3</sup> | 3.00 × 10 <sup>4</sup> | 3.33 × 10 <sup>-3</sup> | 0.02                     | 0.05    |
|          | C <sub>10</sub> H <sub>16</sub> O <sub>3</sub> | 4.99 × 10 <sup>4</sup> | 9.54 × 10 <sup>-3</sup> | 8.58 × 10 <sup>4</sup> | 9.55 × 10 <sup>-3</sup> | 0.05                     | 0.10    |

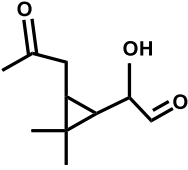
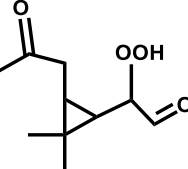
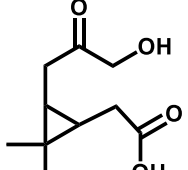
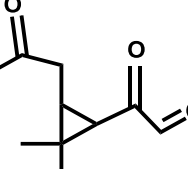
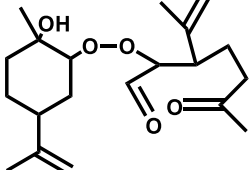
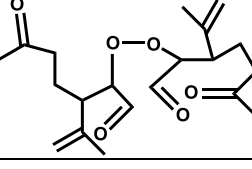
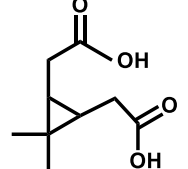
|             |                                                 |                      |                       |                      |                       |      |      |
|-------------|-------------------------------------------------|----------------------|-----------------------|----------------------|-----------------------|------|------|
|             | C <sub>9</sub> H <sub>14</sub> O <sub>4</sub>   | 1.29×10 <sup>5</sup> | 2.46×10 <sup>-2</sup> | 2.46×10 <sup>5</sup> | 2.73×10 <sup>-2</sup> | 0.13 | 0.25 |
|             | C <sub>10</sub> H <sub>18</sub> O <sub>3</sub>  | 1.21×10 <sup>3</sup> | 2.31×10 <sup>-4</sup> | 1.64×10 <sup>3</sup> | 1.82×10 <sup>-4</sup> | 0.05 | 0.10 |
|             | C <sub>9</sub> H <sub>16</sub> O <sub>4</sub>   | 7.60×10 <sup>3</sup> | 1.45×10 <sup>-3</sup> | 1.51×10 <sup>4</sup> | 1.68×10 <sup>-3</sup> | 0.13 | 0.25 |
|             | C <sub>10</sub> H <sub>16</sub> O <sub>4</sub>  | 1.28×10 <sup>5</sup> | 2.45×10 <sup>-2</sup> | 2.24×10 <sup>5</sup> | 2.49×10 <sup>-2</sup> | 0.24 | 0.41 |
|             | C <sub>9</sub> H <sub>14</sub> O <sub>5</sub>   | 1.28×10 <sup>5</sup> | 2.45×10 <sup>-2</sup> | 2.08×10 <sup>5</sup> | 2.33×10 <sup>-2</sup> | 0.58 | 0.76 |
|             | C <sub>9</sub> H <sub>14</sub> O <sub>3</sub>   | 1.49×10 <sup>4</sup> | 2.85×10 <sup>-3</sup> | 3.00×10 <sup>4</sup> | -                     | 0.02 | 0.05 |
|             | C <sub>8</sub> H <sub>12</sub> O <sub>4</sub>   | 6.71×10 <sup>4</sup> | 1.28×10 <sup>-2</sup> | 1.35×10 <sup>5</sup> | -                     | 0.07 | 0.15 |
|             | C <sub>10</sub> H <sub>18</sub> O <sub>2</sub>  | 2.62×10 <sup>2</sup> | 5.01×10 <sup>-5</sup> | 4.60×10 <sup>2</sup> | 5.12×10 <sup>-5</sup> | 0.01 | 0.02 |
|             | C <sub>9</sub> H <sub>16</sub> O <sub>3</sub>   | 7.20×10 <sup>3</sup> | 1.38×10 <sup>-3</sup> | 1.48×10 <sup>4</sup> | 1.64×10 <sup>-3</sup> | 0.02 | 0.05 |
|             | C <sub>10</sub> H <sub>14</sub> O <sub>3</sub>  | 7.34×10 <sup>3</sup> | 1.40×10 <sup>-3</sup> | 1.34×10 <sup>4</sup> | 1.50×10 <sup>-3</sup> | 0.05 | 0.10 |
|             | C <sub>9</sub> H <sub>12</sub> O <sub>4</sub>   | 3.49×10 <sup>4</sup> | 6.66×10 <sup>-3</sup> | 5.94×10 <sup>4</sup> | 6.61×10 <sup>-3</sup> | 0.13 | 0.25 |
|             | C <sub>10</sub> H <sub>14</sub> O <sub>5</sub>  | 4.00×10 <sup>4</sup> | 7.64×10 <sup>-3</sup> | 5.44×10 <sup>4</sup> | 6.06×10 <sup>-3</sup> | 0.71 | 0.85 |
|             | C <sub>9</sub> H <sub>12</sub> O <sub>6</sub>   | 1.25×10 <sup>4</sup> | 2.38×10 <sup>-3</sup> | 2.08×10 <sup>4</sup> | 2.31×10 <sup>-3</sup> | 0.94 | 0.97 |
|             | C <sub>10</sub> H <sub>16</sub> O <sub>6</sub>  | -                    | 8.32×10 <sup>-3</sup> | 7.12×10 <sup>4</sup> | 7.93×10 <sup>-3</sup> | 0.96 | 0.98 |
|             | C <sub>10</sub> H <sub>18</sub> O <sub>4</sub>  | -                    | 1.49×10 <sup>-3</sup> | 1.29×10 <sup>5</sup> | 1.44×10 <sup>-3</sup> | 0.24 | 0.41 |
|             | C <sub>9</sub> H <sub>16</sub> O <sub>5</sub>   | 1.40×10 <sup>4</sup> | 2.67×10 <sup>-3</sup> | 2.76×10 <sup>4</sup> | 3.08×10 <sup>-3</sup> | 0.58 | 0.76 |
|             | C <sub>10</sub> H <sub>18</sub> O <sub>6</sub>  | -                    | 1.39×10 <sup>-3</sup> | 1.31×10 <sup>5</sup> | 1.46×10 <sup>-3</sup> | 0.96 | 0.98 |
|             | C <sub>10</sub> H <sub>16</sub> O <sub>5</sub>  | 8.02×10 <sup>3</sup> | 1.53×10 <sup>-2</sup> | 1.49×10 <sup>4</sup> | 1.65×10 <sup>-2</sup> | 0.72 | 0.85 |
|             | C <sub>9</sub> H <sub>14</sub> O <sub>6</sub>   | -                    | -                     | 9.40×10 <sup>4</sup> | 1.05×10 <sup>-2</sup> | 0.94 | 0.97 |
|             | C <sub>10</sub> H <sub>18</sub> O <sub>5</sub>  | 9.05×10 <sup>3</sup> | 1.73×10 <sup>-3</sup> | 1.65×10 <sup>4</sup> | 1.84×10 <sup>-3</sup> | 0.72 | 0.85 |
|             | C <sub>9</sub> H <sub>16</sub> O <sub>6</sub>   | -                    | -                     | 1.41×10 <sup>4</sup> | 1.57×10 <sup>-3</sup> | 0.94 | 0.97 |
| <b>HOMs</b> | C <sub>9</sub> H <sub>14</sub> O <sub>7</sub>   | -                    | 4.19×10 <sup>-3</sup> | 4.44×10 <sup>4</sup> | 4.95×10 <sup>-3</sup> | 1.00 | 1.00 |
|             | C <sub>10</sub> H <sub>14</sub> O <sub>7</sub>  | 8.75×10 <sup>3</sup> | 1.67×10 <sup>-3</sup> | 1.32×10 <sup>4</sup> | 1.47×10 <sup>-3</sup> | 1.00 | 1.00 |
|             | C <sub>10</sub> H <sub>14</sub> O <sub>11</sub> | -                    | -                     | 3.68×10 <sup>2</sup> | 4.10×10 <sup>-5</sup> | 1.00 | 1.00 |
|             | C <sub>10</sub> H <sub>14</sub> O <sub>13</sub> | -                    | -                     | 3.88×10 <sup>2</sup> | 4.32×10 <sup>-5</sup> | 1.00 | 1.00 |
|             | C <sub>9</sub> H <sub>16</sub> O <sub>7</sub>   | 7.71×10 <sup>3</sup> | 1.47×10 <sup>-3</sup> | 1.91×10 <sup>4</sup> | 2.13×10 <sup>-3</sup> | 1.00 | 1.00 |
|             | C <sub>10</sub> H <sub>16</sub> O <sub>7</sub>  | 1.63×10 <sup>4</sup> | 3.12×10 <sup>-3</sup> | 3.00×10 <sup>4</sup> | 3.35×10 <sup>-3</sup> | 1.00 | 1.00 |
|             | C <sub>9</sub> H <sub>14</sub> O <sub>8</sub>   | -                    | -                     | 4.12×10 <sup>3</sup> | 4.60×10 <sup>-4</sup> | 1.00 | 1.00 |
|             | C <sub>10</sub> H <sub>18</sub> O <sub>7</sub>  | 4.70×10 <sup>3</sup> | 8.99×10 <sup>-4</sup> | 8.90×10 <sup>3</sup> | 9.91×10 <sup>-4</sup> | 1.00 | 1.00 |

|               |                   |                    |                       |                    |                       |      |      |
|---------------|-------------------|--------------------|-----------------------|--------------------|-----------------------|------|------|
|               | $C_9H_{16}O_8$    | -                  | -                     | $2.54 \times 10^3$ | $2.82 \times 10^{-4}$ | 1.00 | 1.00 |
|               | $C_{10}H_{16}O_8$ | $3.63 \times 10^3$ | $6.94 \times 10^{-4}$ | $7.08 \times 10^3$ | $7.67 \times 10^{-4}$ | 1.00 | 1.00 |
| <b>Dimers</b> | $C_{20}H_{34}O_4$ | -                  |                       | $4.98 \times 10^2$ | $5.55 \times 10^{-5}$ | 1.00 | 1.00 |
|               | $C_{18}H_{30}O_6$ | -                  | -                     | $2.74 \times 10^3$ | $3.04 \times 10^{-4}$ | 1.00 | 1.00 |
|               | $C_{18}H_{28}O_7$ | -                  | -                     | $1.53 \times 10^4$ | $1.70 \times 10^{-3}$ | 1.00 | 1.00 |
|               | $C_{20}H_{30}O_8$ | $3.61 \times 10^2$ | $1.97 \times 10^{-4}$ | $1.25 \times 10^4$ | $1.40 \times 10^{-3}$ | 1.00 | 1.00 |
|               | $C_{18}H_{26}O_8$ | $1.29 \times 10^4$ | $2.47 \times 10^{-3}$ | $2.34 \times 10^4$ | $2.62 \times 10^{-3}$ | 1.00 | 1.00 |

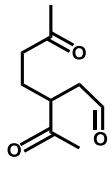
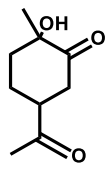
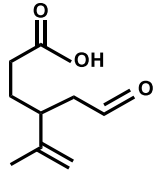
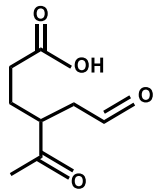
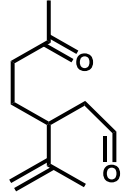
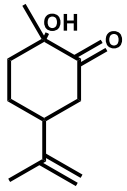
**Table S4.**  $\Delta^3$ -carene-SOA identified under high RH in Fig. S3.

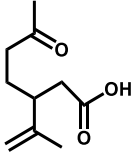
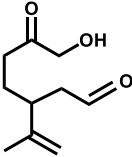
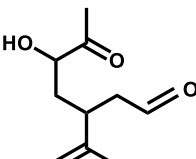
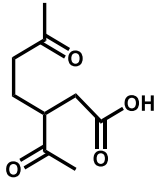
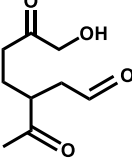
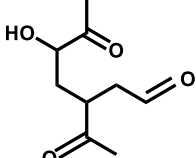
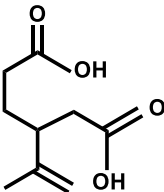
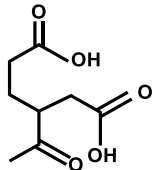
| [M-H]-     | Theo. Mass | Error (ppm) | DBE | Suggested Formula | Molecular Structure                                                                   |
|------------|------------|-------------|-----|-------------------|---------------------------------------------------------------------------------------|
| 167.10657  | 167.107753 | 7.081       | 3   | $C_{10}H_{16}O_2$ |  |
|            |            |             |     |                   |  |
| 183.101733 | 183.102668 | 5.105       | 3   | $C_{10}H_{16}O_3$ |  |
|            |            |             |     |                   |  |

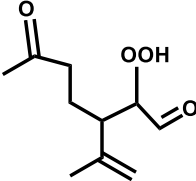
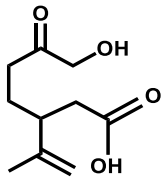
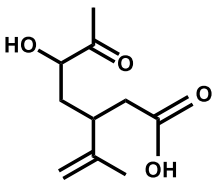
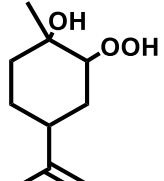
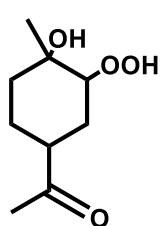
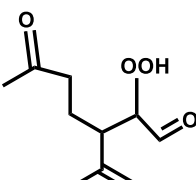
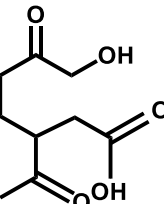


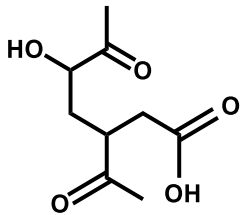
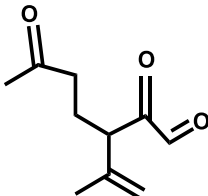
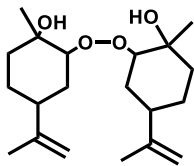
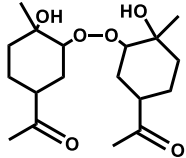
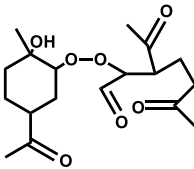
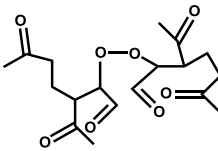
|            |            |       |   |                   |                                                                                       |
|------------|------------|-------|---|-------------------|---------------------------------------------------------------------------------------|
| 169.122233 | 169.123403 | 6.921 | 2 | $C_{10}H_{18}O_2$ |    |
| 199.096239 | 199.097583 | 6.747 | 3 | $C_{10}H_{16}O_4$ |    |
|            |            |       |   |                   |    |
| 181.085655 | 181.087018 | 7.526 | 3 | $C_{10}H_{14}O_3$ |   |
| 351.214938 | 351.217698 | 7.858 | 5 | $C_{20}H_{32}O_5$ |  |
| 365.194982 | 365.196962 | 5.421 | 6 | $C_{20}H_{30}O_6$ |  |
| 185.080938 | 185.081932 | 5.374 | 3 | $C_9H_{14}O_4$    |  |

**Table S5.** Limonene-SOA under high RH identified in Fig. 3 and Fig. 4.

| [M-H] <sup>-</sup> | Theo. Mass | Error (ppm) | DBE | Suggested Formula                              | Molecular Structure                                                                   |
|--------------------|------------|-------------|-----|------------------------------------------------|---------------------------------------------------------------------------------------|
| 169.086288         | 169.087018 | 4.319       | 3   | C <sub>9</sub> H <sub>14</sub> O <sub>3</sub>  |    |
|                    |            |             |     |                                                |    |
|                    |            |             |     |                                                |   |
| 183.065329         | 183.066282 | 5.208       | 4   | C <sub>9</sub> H <sub>12</sub> O <sub>4</sub>  |  |
| 167.107219         | 167.107753 | 3.198       | 2   | C <sub>10</sub> H <sub>16</sub> O <sub>2</sub> |  |
|                    |            |             |     |                                                |  |

|            |            |       |   |                   |                                                                                       |
|------------|------------|-------|---|-------------------|---------------------------------------------------------------------------------------|
| 183.102508 | 183.102668 | 0.874 | 3 | $C_{10}H_{16}O_3$ |    |
|            |            |       |   |                   |    |
|            |            |       |   |                   |    |
| 185.081203 | 185.081932 | 3.943 | 3 | $C_9H_{14}O_4$    |   |
|            |            |       |   |                   |  |
|            |            |       |   |                   |  |
| 187.060122 | 187.061197 | 5.749 | 3 | $C_8H_{12}O_5$    |  |
|            |            |       |   |                   |  |

|            |            |       |   |                                                |                                                                                       |
|------------|------------|-------|---|------------------------------------------------|---------------------------------------------------------------------------------------|
| 199.096857 | 199.097583 | 3.644 | 3 | C <sub>10</sub> H <sub>16</sub> O <sub>4</sub> |    |
|            |            |       |   |                                                |    |
|            |            |       |   |                                                |    |
| 185.117126 | 185.118318 | 6.441 | 2 | C <sub>10</sub> H <sub>18</sub> O <sub>3</sub> |   |
| 187.096428 | 187.097583 | 6.172 | 2 | C <sub>9</sub> H <sub>16</sub> O <sub>4</sub>  |  |
| 201.075661 | 201.076847 | 5.896 | 3 | C <sub>9</sub> H <sub>14</sub> O <sub>5</sub>  |  |
|            |            |       |   |                                                |  |

|            |            |       |   |                                                |                                                                                       |
|------------|------------|-------|---|------------------------------------------------|---------------------------------------------------------------------------------------|
|            |            |       |   |                                                |    |
| 181.086015 | 181.087018 | 5.536 | 4 | C <sub>10</sub> H <sub>14</sub> O <sub>3</sub> |    |
| 337.237472 | 337.238433 | 2.851 | 4 | C <sub>20</sub> H <sub>34</sub> O <sub>4</sub> |    |
| 341.196189 | 341.196962 | 2.266 | 4 | C <sub>18</sub> H <sub>30</sub> O <sub>6</sub> |  |
| 355.17525  | 355.176227 | 2.749 | 5 | C <sub>18</sub> H <sub>28</sub> O <sub>7</sub> |  |
| 369.154689 | 369.155491 | 2.174 | 6 | C <sub>18</sub> H <sub>26</sub> O <sub>8</sub> |  |

**Table S6.** Dimers: RH-dependent discoveries for limonene and  $\Delta^3$ -carene.

|                                                                          |                                                                                             |
|--------------------------------------------------------------------------|---------------------------------------------------------------------------------------------|
| <b>54 dimers exclusively detected under high RH</b><br><b>(limonene)</b> | <b>63 dimers exclusively detected under low RH</b><br><b>(<math>\Delta^3</math>-carene)</b> |
|--------------------------------------------------------------------------|---------------------------------------------------------------------------------------------|

| <b>Molecular formula</b>                        | <b>Absolute intensity<br/>(High RH)</b> | <b>Molecular formula</b>                        | <b>Absolute intensity<br/>(Low RH)</b> |
|-------------------------------------------------|-----------------------------------------|-------------------------------------------------|----------------------------------------|
| C <sub>18</sub> H <sub>26</sub> O <sub>4</sub>  | 4.66×10 <sup>2</sup>                    | C <sub>17</sub> H <sub>24</sub> O <sub>5</sub>  | 1.59×10 <sup>3</sup>                   |
| C <sub>16</sub> H <sub>20</sub> O <sub>6</sub>  | 7.24×10 <sup>2</sup>                    | C <sub>10</sub> H <sub>14</sub> O <sub>11</sub> | 3.90×10 <sup>3</sup>                   |
| C <sub>13</sub> H <sub>18</sub> O <sub>9</sub>  | 3.36×10 <sup>2</sup>                    | C <sub>14</sub> H <sub>14</sub> O <sub>8</sub>  | 4.02×10 <sup>3</sup>                   |
| C <sub>17</sub> H <sub>22</sub> O <sub>6</sub>  | 6.63×10 <sup>3</sup>                    | C <sub>20</sub> H <sub>40</sub> O <sub>2</sub>  | 4.60×10 <sup>3</sup>                   |
| C <sub>18</sub> H <sub>26</sub> O <sub>5</sub>  | 6.28×10 <sup>2</sup>                    | C <sub>12</sub> H <sub>10</sub> O <sub>10</sub> | 4.00×10 <sup>3</sup>                   |
| C <sub>19</sub> H <sub>32</sub> O <sub>4</sub>  | 1.58×10 <sup>3</sup>                    | C <sub>13</sub> H <sub>16</sub> O <sub>9</sub>  | 8.34×10 <sup>3</sup>                   |
| C <sub>15</sub> H <sub>18</sub> O <sub>8</sub>  | 1.65×10 <sup>3</sup>                    | C <sub>19</sub> H <sub>26</sub> O <sub>4</sub>  | 4.96×10 <sup>3</sup>                   |
| C <sub>13</sub> H <sub>12</sub> O <sub>10</sub> | 8.85×10 <sup>3</sup>                    | C <sub>17</sub> H <sub>22</sub> O <sub>6</sub>  | 1.05×10 <sup>3</sup>                   |
| C <sub>14</sub> H <sub>20</sub> O <sub>9</sub>  | 8.44×10 <sup>2</sup>                    | C <sub>13</sub> H <sub>12</sub> O <sub>10</sub> | 5.46×10 <sup>3</sup>                   |
| C <sub>16</sub> H <sub>28</sub> O <sub>7</sub>  | 9.89×10 <sup>3</sup>                    | C <sub>13</sub> H <sub>18</sub> O <sub>10</sub> | 4.68×10 <sup>3</sup>                   |
| C <sub>15</sub> H <sub>26</sub> O <sub>8</sub>  | 2.18×10 <sup>3</sup>                    | C <sub>15</sub> H <sub>12</sub> O <sub>9</sub>  | 4.22×10 <sup>3</sup>                   |
| C <sub>10</sub> H <sub>8</sub> O <sub>13</sub>  | 6.33×10 <sup>3</sup>                    | C <sub>10</sub> H <sub>12</sub> O <sub>13</sub> | 5.00×10 <sup>3</sup>                   |
| C <sub>18</sub> H <sub>24</sub> O <sub>6</sub>  | 6.06×10 <sup>2</sup>                    | C <sub>22</sub> H <sub>28</sub> O <sub>3</sub>  | 8.88×10 <sup>3</sup>                   |
| C <sub>11</sub> H <sub>14</sub> O <sub>12</sub> | 7.70×10 <sup>2</sup>                    | C <sub>19</sub> H <sub>26</sub> O <sub>6</sub>  | 1.54×10 <sup>3</sup>                   |
| C <sub>21</sub> H <sub>22</sub> O <sub>4</sub>  | 4.80×10 <sup>3</sup>                    | C <sub>16</sub> H <sub>20</sub> O <sub>9</sub>  | 1.64×10 <sup>3</sup>                   |
| C <sub>20</sub> H <sub>34</sub> O <sub>4</sub>  | 2.53×10 <sup>3</sup>                    | C <sub>15</sub> H <sub>18</sub> O <sub>10</sub> | 5.00×10 <sup>3</sup>                   |
| C <sub>23</sub> H <sub>32</sub> O <sub>2</sub>  | 2.12×10 <sup>3</sup>                    | C <sub>16</sub> H <sub>22</sub> O <sub>9</sub>  | 1.69×10 <sup>3</sup>                   |
| C <sub>18</sub> H <sub>32</sub> O <sub>6</sub>  | 3.68×10 <sup>2</sup>                    | C <sub>18</sub> H <sub>22</sub> O <sub>8</sub>  | 3.32×10 <sup>3</sup>                   |
| C <sub>17</sub> H <sub>30</sub> O <sub>7</sub>  | 7.46×10 <sup>3</sup>                    | C <sub>12</sub> H <sub>16</sub> O <sub>13</sub> | 4.00×10 <sup>3</sup>                   |
| C <sub>14</sub> H <sub>22</sub> O <sub>10</sub> | 4.04×10 <sup>3</sup>                    | C <sub>20</sub> H <sub>32</sub> O <sub>6</sub>  | 8.21×10 <sup>3</sup>                   |
| C <sub>21</sub> H <sub>36</sub> O <sub>4</sub>  | 1.36×10 <sup>4</sup>                    | C <sub>16</sub> H <sub>18</sub> O <sub>10</sub> | 4.50×10 <sup>3</sup>                   |
| C <sub>17</sub> H <sub>30</sub> O <sub>8</sub>  | 4.68×10 <sup>2</sup>                    | C <sub>16</sub> H <sub>20</sub> O <sub>10</sub> | 5.20×10 <sup>3</sup>                   |
| C <sub>12</sub> H <sub>16</sub> O <sub>13</sub> | 2.43×10 <sup>3</sup>                    | C <sub>19</sub> H <sub>24</sub> O <sub>8</sub>  | 8.21×10 <sup>3</sup>                   |
| C <sub>11</sub> H <sub>14</sub> O <sub>14</sub> | 4.46×10 <sup>2</sup>                    | C <sub>20</sub> H <sub>28</sub> O <sub>7</sub>  | 2.38×10 <sup>3</sup>                   |
| C <sub>18</sub> H <sub>30</sub> O <sub>8</sub>  | 4.46×10 <sup>2</sup>                    | C <sub>17</sub> H <sub>20</sub> O <sub>10</sub> | 4.16×10 <sup>3</sup>                   |
| C <sub>16</sub> H <sub>26</sub> O <sub>10</sub> | 7.44×10 <sup>2</sup>                    | C <sub>21</sub> H <sub>36</sub> O <sub>6</sub>  | 8.03×10 <sup>3</sup>                   |
| C <sub>17</sub> H <sub>20</sub> O <sub>10</sub> | 2.12×10 <sup>3</sup>                    | C <sub>16</sub> H <sub>26</sub> O <sub>11</sub> | 1.16×10 <sup>3</sup>                   |
| C <sub>16</sub> H <sub>24</sub> O <sub>11</sub> | 1.48×10 <sup>3</sup>                    | C <sub>17</sub> H <sub>26</sub> O <sub>11</sub> | 1.32×10 <sup>3</sup>                   |
| C <sub>20</sub> H <sub>24</sub> O <sub>8</sub>  | 3.96×10 <sup>3</sup>                    | C <sub>18</sub> H <sub>18</sub> O <sub>11</sub> | 4.02×10 <sup>3</sup>                   |
| C <sub>17</sub> H <sub>22</sub> O <sub>11</sub> | 2.48×10 <sup>3</sup>                    | C <sub>18</sub> H <sub>22</sub> O <sub>11</sub> | 4.54×10 <sup>3</sup>                   |
| C <sub>21</sub> H <sub>34</sub> O <sub>8</sub>  | 1.28×10 <sup>4</sup>                    | C <sub>18</sub> H <sub>26</sub> O <sub>11</sub> | 1.49×10 <sup>3</sup>                   |
| C <sub>13</sub> H <sub>22</sub> O <sub>15</sub> | 4.06×10 <sup>2</sup>                    | C <sub>22</sub> H <sub>28</sub> O <sub>8</sub>  | 4.62×10 <sup>3</sup>                   |
| C <sub>19</sub> H <sub>32</sub> O <sub>10</sub> | 5.30×10 <sup>2</sup>                    | C <sub>15</sub> H <sub>18</sub> O <sub>14</sub> | 4.08×10 <sup>3</sup>                   |
| C <sub>22</sub> H <sub>32</sub> O <sub>8</sub>  | 5.90×10 <sup>3</sup>                    | C <sub>20</sub> H <sub>32</sub> O <sub>10</sub> | 5.97×10 <sup>3</sup>                   |
| C <sub>20</sub> H <sub>28</sub> O <sub>10</sub> | 1.53×10 <sup>3</sup>                    | C <sub>17</sub> H <sub>22</sub> O <sub>13</sub> | 5.10×10 <sup>3</sup>                   |
| C <sub>18</sub> H <sub>18</sub> O <sub>13</sub> | 4.49×10 <sup>3</sup>                    | C <sub>21</sub> H <sub>28</sub> O <sub>10</sub> | 4.25×10 <sup>3</sup>                   |
| C <sub>19</sub> H <sub>24</sub> O <sub>12</sub> | 1.49×10 <sup>4</sup>                    | C <sub>19</sub> H <sub>22</sub> O <sub>12</sub> | 5.44×10 <sup>3</sup>                   |
| C <sub>19</sub> H <sub>30</sub> O <sub>12</sub> | 6.10×10 <sup>2</sup>                    | C <sub>22</sub> H <sub>34</sub> O <sub>9</sub>  | 7.52×10 <sup>3</sup>                   |
| C <sub>15</sub> H <sub>18</sub> O <sub>16</sub> | 1.14×10 <sup>3</sup>                    | C <sub>21</sub> H <sub>34</sub> O <sub>10</sub> | 2.12×10 <sup>3</sup>                   |
| C <sub>23</sub> H <sub>38</sub> O <sub>9</sub>  | 4.34×10 <sup>2</sup>                    | C <sub>14</sub> H <sub>24</sub> O <sub>16</sub> | 4.80×10 <sup>3</sup>                   |
| C <sub>32</sub> H <sub>44</sub> O <sub>2</sub>  | 8.96×10 <sup>2</sup>                    | C <sub>15</sub> H <sub>22</sub> O <sub>16</sub> | 4.04×10 <sup>3</sup>                   |

|                                                 |                      |                                                 |                      |
|-------------------------------------------------|----------------------|-------------------------------------------------|----------------------|
| C <sub>21</sub> H <sub>36</sub> O <sub>11</sub> | 3.74×10 <sup>2</sup> | C <sub>17</sub> H <sub>30</sub> O <sub>14</sub> | 3.51×10 <sup>3</sup> |
| C <sub>14</sub> H <sub>26</sub> O <sub>17</sub> | 1.00×10 <sup>3</sup> | C <sub>22</sub> H <sub>36</sub> O <sub>10</sub> | 4.02×10 <sup>3</sup> |
| C <sub>20</sub> H <sub>26</sub> O <sub>13</sub> | 1.26×10 <sup>4</sup> | C <sub>18</sub> H <sub>24</sub> O <sub>14</sub> | 4.44×10 <sup>3</sup> |
| C <sub>22</sub> H <sub>34</sub> O <sub>11</sub> | 1.92×10 <sup>3</sup> | C <sub>19</sub> H <sub>28</sub> O <sub>13</sub> | 6.68×10 <sup>3</sup> |
| C <sub>20</sub> H <sub>30</sub> O <sub>13</sub> | 9.36×10 <sup>2</sup> | C <sub>20</sub> H <sub>22</sub> O <sub>13</sub> | 3.90×10 <sup>3</sup> |
| C <sub>18</sub> H <sub>24</sub> O <sub>15</sub> | 2.05×10 <sup>3</sup> | C <sub>21</sub> H <sub>26</sub> O <sub>12</sub> | 4.48×10 <sup>3</sup> |
| C <sub>21</sub> H <sub>38</sub> O <sub>12</sub> | 9.16×10 <sup>2</sup> | C <sub>22</sub> H <sub>30</sub> O <sub>11</sub> | 2.29×10 <sup>3</sup> |
| C <sub>24</sub> H <sub>38</sub> O <sub>10</sub> | 3.78×10 <sup>3</sup> | C <sub>15</sub> H <sub>24</sub> O <sub>17</sub> | 4.70×10 <sup>3</sup> |
| C <sub>16</sub> H <sub>24</sub> O <sub>17</sub> | 1.26×10 <sup>3</sup> | C <sub>25</sub> H <sub>38</sub> O <sub>9</sub>  | 5.24×10 <sup>3</sup> |
| C <sub>21</sub> H <sub>24</sub> O <sub>14</sub> | 4.80×10 <sup>3</sup> | C <sub>17</sub> H <sub>26</sub> O <sub>16</sub> | 5.18×10 <sup>3</sup> |
| C <sub>20</sub> H <sub>34</sub> O <sub>4</sub>  | 4.98×10 <sup>2</sup> | C <sub>21</sub> H <sub>26</sub> O <sub>13</sub> | 4.82×10 <sup>3</sup> |
| C <sub>18</sub> H <sub>30</sub> O <sub>6</sub>  | 2.74×10 <sup>3</sup> | C <sub>22</sub> H <sub>30</sub> O <sub>12</sub> | 2.47×10 <sup>3</sup> |
| C <sub>18</sub> H <sub>28</sub> O <sub>7</sub>  | 1.53×10 <sup>4</sup> | C <sub>16</sub> H <sub>24</sub> O <sub>17</sub> | 5.16×10 <sup>3</sup> |
|                                                 |                      | C <sub>17</sub> H <sub>28</sub> O <sub>16</sub> | 6.58×10 <sup>3</sup> |
|                                                 |                      | C <sub>29</sub> H <sub>44</sub> O <sub>6</sub>  | 5.82×10 <sup>3</sup> |
|                                                 |                      | C <sub>17</sub> H <sub>30</sub> O <sub>16</sub> | 2.06×10 <sup>3</sup> |
|                                                 |                      | C <sub>22</sub> H <sub>38</sub> O <sub>12</sub> | 3.86×10 <sup>3</sup> |
|                                                 |                      | C <sub>16</sub> H <sub>32</sub> O <sub>17</sub> | 7.04×10 <sup>3</sup> |
|                                                 |                      | C <sub>23</sub> H <sub>30</sub> O <sub>12</sub> | 1.26×10 <sup>3</sup> |
|                                                 |                      | C <sub>24</sub> H <sub>34</sub> O <sub>11</sub> | 6.82×10 <sup>3</sup> |
|                                                 |                      | C <sub>20</sub> H <sub>30</sub> O <sub>10</sub> | 4.14×10 <sup>3</sup> |
|                                                 |                      | C <sub>20</sub> H <sub>32</sub> O <sub>11</sub> | 3.41×10 <sup>3</sup> |

**Table S7.** Intensity and partitioning coefficient for  $\Delta^3$ -carene products identified by MS (can be found in the proposed mechanism).

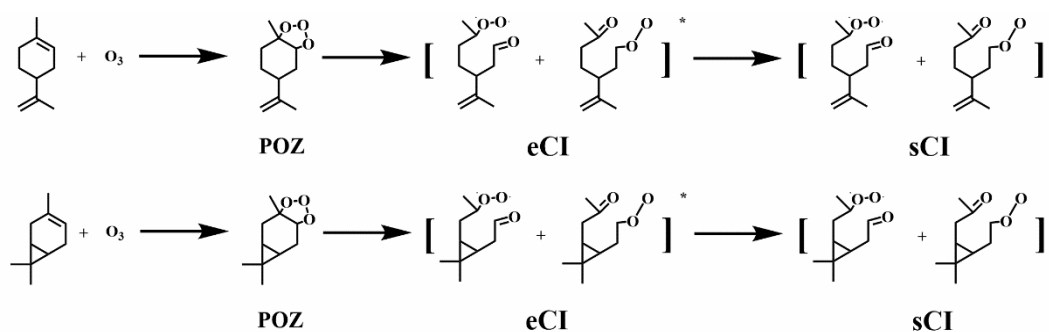
|               | Molecular formula                               | Low RH               |                       | High RH              |                       | Partitioning coefficient |         |
|---------------|-------------------------------------------------|----------------------|-----------------------|----------------------|-----------------------|--------------------------|---------|
|               |                                                 | Absolute intensity   | Relative intensity    | Absolute intensity   | Relative intensity    | Low RH                   | High RH |
| <b>HOMs</b>   | C <sub>10</sub> H <sub>14</sub> O <sub>11</sub> | 3.41×10 <sup>2</sup> | 5.44×10 <sup>-5</sup> | -                    | -                     | 1.00                     | 1.00    |
|               | C <sub>10</sub> H <sub>16</sub> O <sub>8</sub>  | 1.42×10 <sup>3</sup> | 2.26×10 <sup>-4</sup> | 8.31×10 <sup>2</sup> | 1.89×10 <sup>-4</sup> | 1.00                     | 1.00    |
|               | C <sub>10</sub> H <sub>18</sub> O <sub>11</sub> | 2.32×10 <sup>3</sup> | 3.70×10 <sup>-4</sup> | 1.61×10 <sup>3</sup> | 3.65×10 <sup>-4</sup> | 1.00                     | 1.00    |
|               | C <sub>10</sub> H <sub>18</sub> O <sub>8</sub>  | 4.60×10 <sup>2</sup> | 7.34×10 <sup>-5</sup> | -                    | -                     | 1.00                     | 1.00    |
| <b>Dimers</b> | C <sub>20</sub> H <sub>30</sub> O <sub>6</sub>  | 1.25×10 <sup>4</sup> | 1.97×10 <sup>-3</sup> | 7.55×10 <sup>3</sup> | 1.71×10 <sup>-3</sup> | 1.00                     | 1.00    |
|               | C <sub>20</sub> H <sub>30</sub> O <sub>8</sub>  | 6.99×10 <sup>3</sup> | 1.11×10 <sup>-3</sup> | 4.16×10 <sup>3</sup> | 9.44×10 <sup>-4</sup> | 1.00                     | 1.00    |
|               | C <sub>20</sub> H <sub>30</sub> O <sub>10</sub> | 3.62×10 <sup>3</sup> | 5.77×10 <sup>-4</sup> | -                    | -                     | 1.00                     | 1.00    |

|                      |                    |                       |                    |                       |      |      |
|----------------------|--------------------|-----------------------|--------------------|-----------------------|------|------|
| $C_{20}H_{32}O_7$    | $1.58 \times 10^4$ | $2.51 \times 10^{-3}$ | $7.45 \times 10^3$ | $1.69 \times 10^{-3}$ | 1.00 | 1.00 |
| $C_{20}H_{32}O_9$    | $1.31 \times 10^4$ | $2.09 \times 10^{-3}$ | $8.76 \times 10^3$ | $1.99 \times 10^{-3}$ | 1.00 | 1.00 |
| $C_{20}H_{32}O_{11}$ | $2.98 \times 10^3$ | $4.76 \times 10^{-4}$ | -                  | -                     | 1.00 | 1.00 |
| $C_{20}H_{32}O_{13}$ | $5.11 \times 10^2$ | $8.15 \times 10^{-5}$ | $3.12 \times 10^2$ | $7.09 \times 10^{-5}$ | 1.00 | 1.00 |

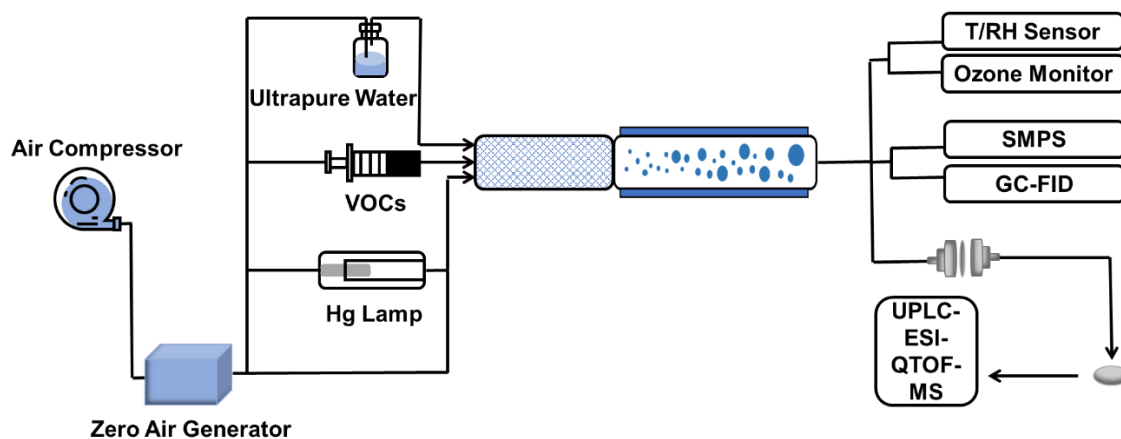
**Table S8.** The experimental data and results of  $\beta$ -caryophyllene oxidation.

| Exp. | [Precursor]<br>(ppb) | [O] <sub>3</sub><br>(ppm) | T (K) | RH<br>(%) | N <sub>(14.1-735nm)</sub> <sup>a</sup><br>(no.cm <sup>-3</sup> ) | M <sub>(14.1-735nm)</sub> <sup>b</sup><br>( $\mu\text{g m}^{-3}$ ) | D <sub>(mean)</sub> <sup>c</sup><br>(nm) | SOA yield<br>(%) |
|------|----------------------|---------------------------|-------|-----------|------------------------------------------------------------------|--------------------------------------------------------------------|------------------------------------------|------------------|
| 1    | 234.9                | 6.3                       | 298   | 3.2       | $(2.3 \pm 0.1) \times 10^6$                                      | $168.2 \pm 13.8$                                                   | $49.9 \pm 2.5$                           | $9.4 \pm 0.8$    |
| 2    | 255.3                | 6.4                       | 298   | 58        | $(3.6 \pm 0.5) \times 10^6$                                      | $584.1 \pm 10.9$                                                   | $64.3 \pm 0.7$                           | $25.1 \pm 0.5$   |

<sup>a</sup> N<sub>(14.1-735 nm)</sub> means the total particle number concentration from size 13.8 nm to 723.4 nm. <sup>b</sup> M<sub>(13.8-723.4 nm)</sub> means the total particle mass concentration from size 13.8 nm to 723.4 nm. <sup>c</sup> D<sub>(mean)</sub> means the particle mean diameter.

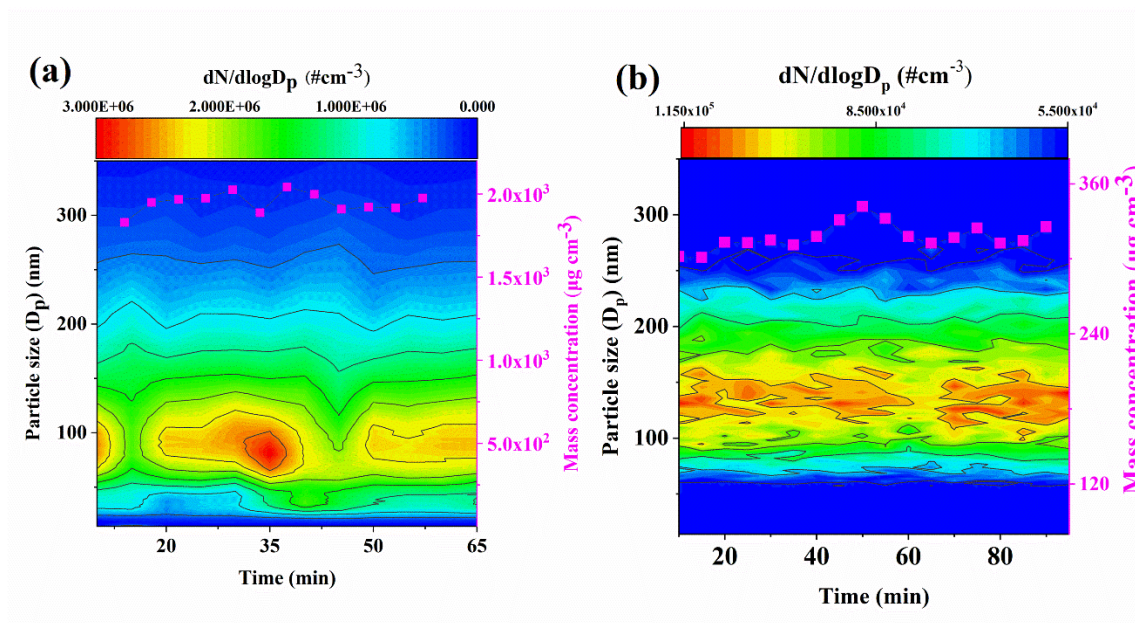


**Fig S1.** The formation of sCIs from the ozonolysis of limonene and  $\Delta^3$ -carene.

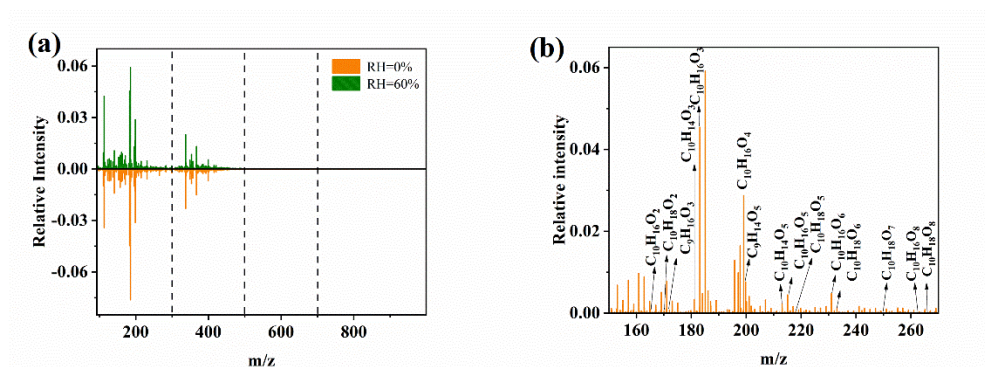




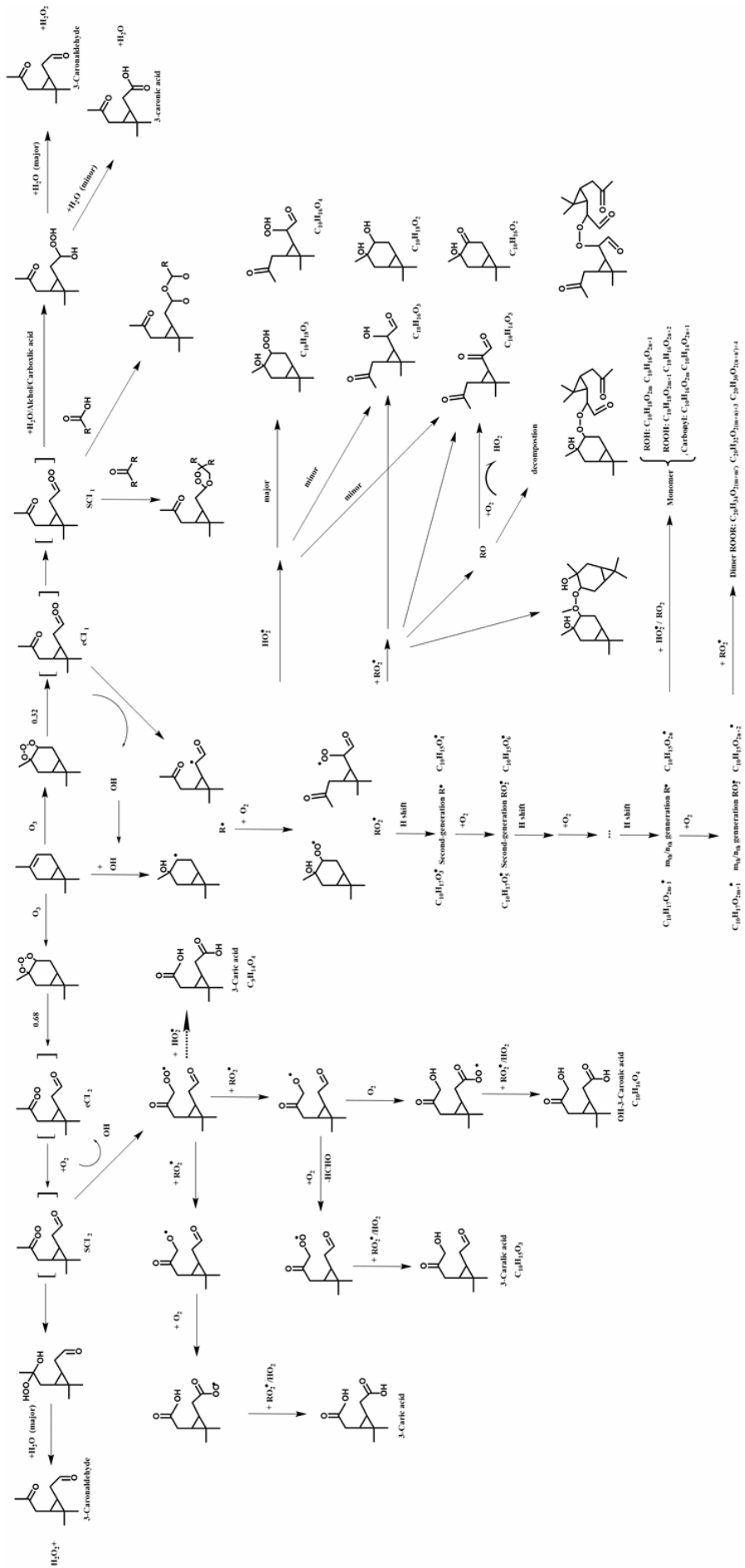
**Figure S2.** Schematic description of the experiment.



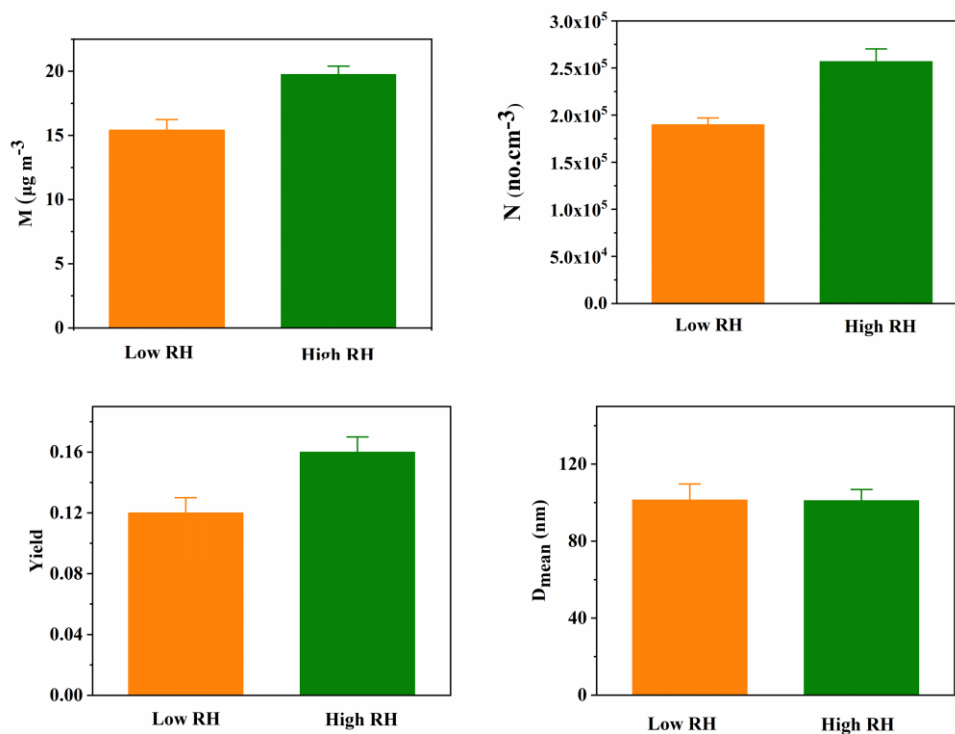
**Figure S3.** Time evolution of SOA size (electromobility diameter) and mass concentration obtained from limonene/ $O_3$  and  $\Delta^3$ -carene/ $O_3$  experiments (Exp. 6 and Exp. 11).



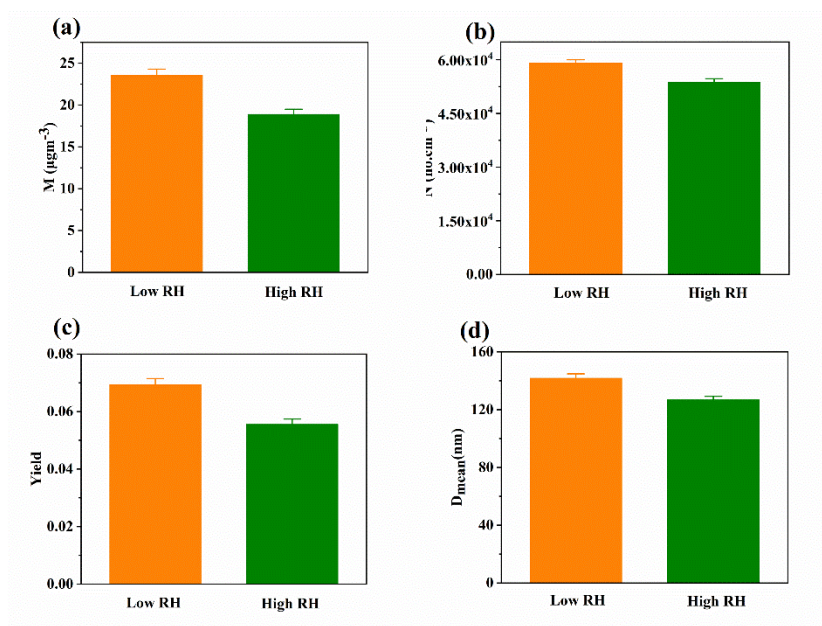
**Fig. S4.** UPLC/(-) ESI-Q-TOF-MS mass spectra of SOA from  $\Delta^3$ -carene ozonolysis. (a) MS under high and low RH conditions; (b) the identification of monomers under low RH condition.



**Figure S5.** Proposed formation mechanisms for SOA formation from  $\Delta^3$ -carene ozonolysis under high RH.



**Figure S6.** The SOA formation of low-concentration limonene under low and high RH (a) mass concentration (b) number concentration (c) SOA yield (d) mean diameter.



**Figure S7.** The SOA formation from endocyclic ozonolysis of limonene under low and high RH (a) mass concentration (b) number concentration (c) SOA yield (d) mean diameter. The initial concentration of limonene is 450 ppb and the concentration of O<sub>3</sub> is 67 ppb. Limonene ozonolysis primarily took place on endo-double bonds, with a rate constant of  $2.01 \times 10^{-16} \text{ cm}^3 \text{ molec.}^{-1} \text{ s}^{-1}$  (Shu and Atkinson, 1994).

Based on this rate constant, it can be estimated that approximately 10% of the limonene was consumed by  $O_3$  upon exiting the reactor.

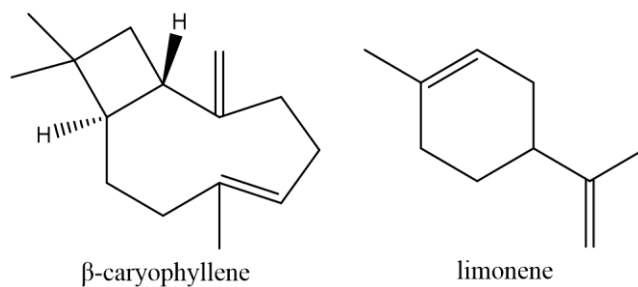


Figure S8. The molecular structure of  $\beta$ -caryophyllene and limonene.

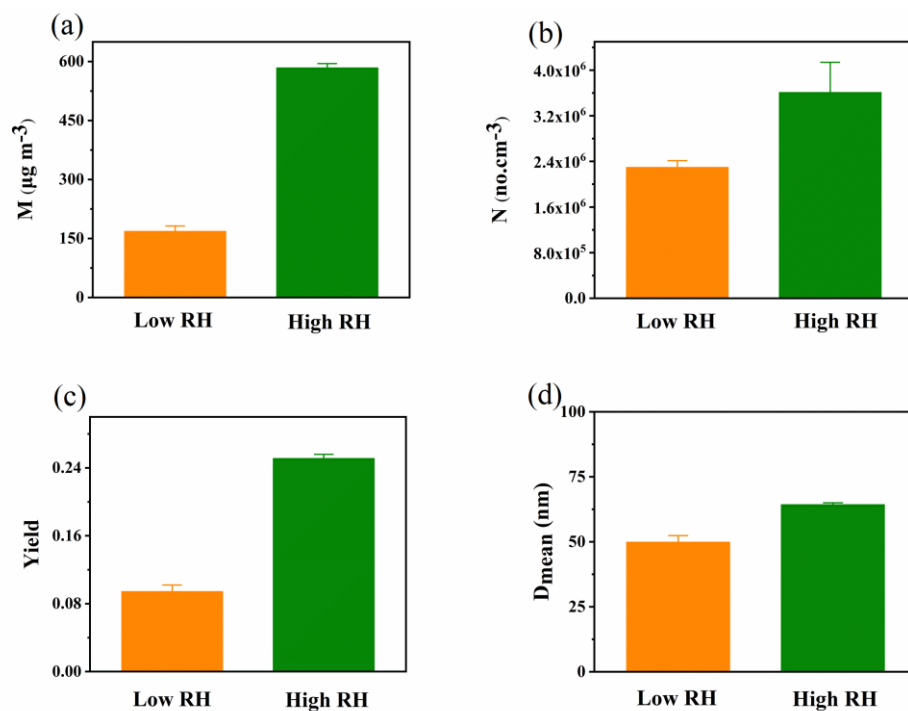


Figure S9. The SOA formation of  $\beta$ -caryophyllene under low and high RH (a) mass concentration (b) number concentration (c) SOA yield (d) mean diameter.

## Reference

Donahue, N. M., Kroll, J. H., Pandis, S. N., and Robinson, A. L.: A two-dimensional volatility basis set - Part 2: Diagnostics of organic-aerosol evolution, *Atmos. Chem. Phys.*, 12, 615-634, <https://doi.org/10.5194/acp-12-615-2012>, 2012.

Li, Y., Poeschl, U., and Shiraiwa, M.: Molecular corridors and parameterizations of volatility in the chemical evolution of organic aerosols, *Atmos. Chem. Phys.*, 16, 3327-3344, <https://doi.org/10.5194/acp-16-3327-2016>, 2016.

Sbai, S. E. and Farida, B.: Photochemical aging and secondary organic aerosols generated from limonene in an oxidation flow reactor, *Environ. Sci. Pollut. Res.*, 26, 18411-18420, <https://doi.org/10.1007/s11356-019-05012-5>, 2019.

Shu, Y. G. and Atkinson, R.: RATE CONSTANTS FOR THE GAS-PHASE REACTIONS OF O<sub>3</sub> WITH A SERIES OF TERPENES AND OH RADICAL FORMATION FROM THE O<sub>3</sub> REACTIONS WITH SESQUITERPENES AT 296±2-K, *INTERNATIONAL JOURNAL OF CHEMICAL KINETICS*, 26, 1193-1205, [10.1002/kin.550261207](https://doi.org/10.1002/kin.550261207), 1994.