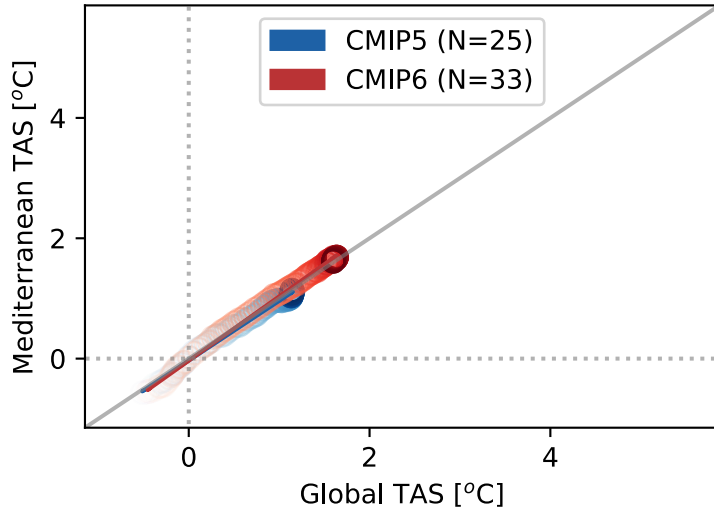
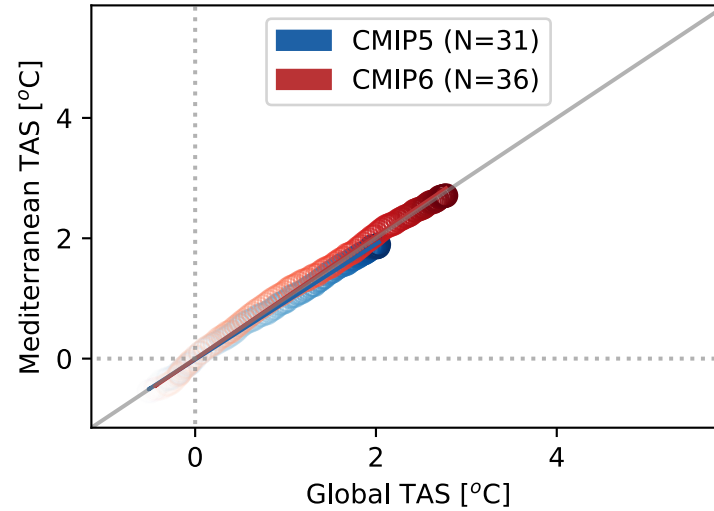


Mediterranean vs. Global DJF temperature.
10yr rolling means 1960-2100, Baseline: 1986-2005

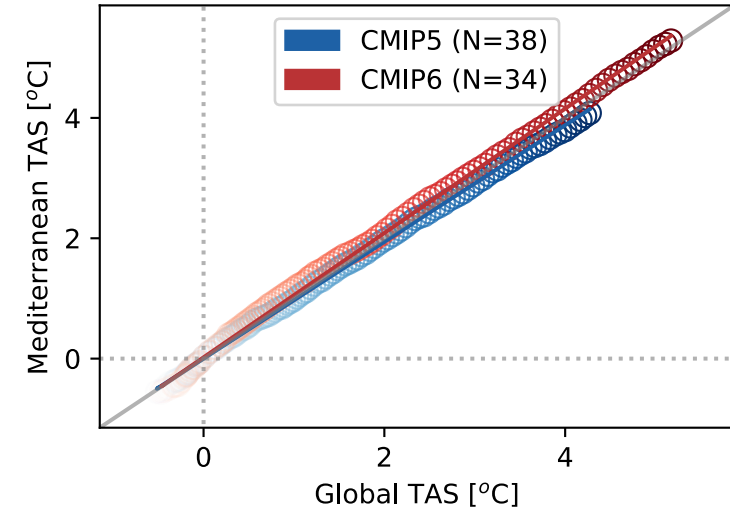
(a) Scenario: RCP2.6/SSP1-2.6
CMIP5: rval=0.997; slope=0.992
CMIP6: rval=0.998; slope=1.069



(b) Scenario: RCP4.5/SSP2-4.5
CMIP5: rval=0.999; slope=0.959
CMIP6: rval=0.998; slope=1.021

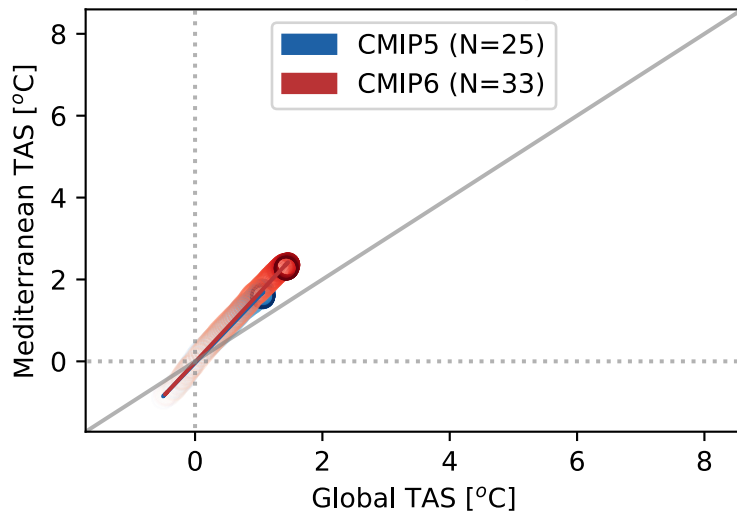


(c) Scenario: RCP8.5/SSP5-8.5
CMIP5: rval=0.999; slope=0.970
CMIP6: rval=0.999; slope=1.033

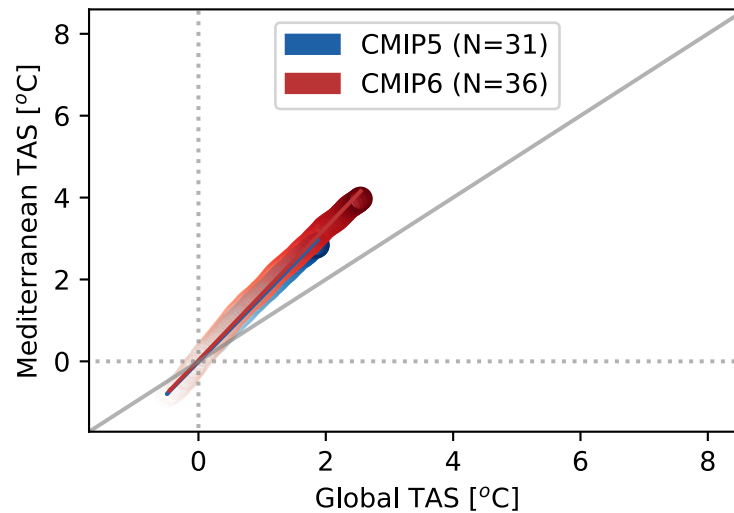


Mediterranean vs. Global JJA temperature.
10yr rolling means 1960-2100, Baseline: 1986-2005

(d) Scenario: RCP2.6/SSP1-2.6
CMIP5: rval=0.997; slope=1.620
CMIP6: rval=0.998; slope=1.671



(e) Scenario: RCP4.5/SSP2-4.5
CMIP5: rval=0.999; slope=1.591
CMIP6: rval=0.998; slope=1.623



(f) Scenario: RCP8.5/SSP5-8.5
CMIP5: rval=1.000; slope=1.594
CMIP6: rval=0.999; slope=1.622

