



Does back-flow of leaf water introduce a discrepancy in plant water source tracing through stable isotopes?

Jeroen D.M. Schreel^{1,2,*}, Kathy Steppe¹, Adam B. Roddy² and María Poca³

¹Laboratory of Plant Ecology, Faculty of Bioscience Engineering, Ghent University, Coupure links 653, 9000 Ghent, Belgium

5 ²Institute of Environment, Department of Biological Sciences, Florida International University, Miami, FL., USA

³Instituto de Matemática Aplicada San Luis, Universidad Nacional de San Luis, CONICET, Grupo de Estudios Ambientales, San Luis, Argentina

Correspondence to: Jeroen D.M. Schreel (Jeroen.Schreel@gmail.com)

Abstract. Plant water source tracing studies often rely on differences in stable isotope composition of different water sources. However, an increasing number of studies has indicated a discrepancy between the isotopic signature of plant xylem water and the water sources assumed to be used by plants. Based on a meta-analysis we have reconfirmed this discrepancy between plant xylem water and groundwater and suggest back-flow of leaf water (BFLW), defined as a combination of (i) the Péclet effect, (ii) foliar water uptake (FWU) and (iii) hydraulic redistribution of leaf water, as a possible explanation for these observations. Using the average 2.21‰ ¹⁸O enrichment of xylem water compared to groundwater in our meta-analysis, we modelled the potential of BFLW to result in this observed isotopic discrepancy. With a low flow velocity of 0.052 m.h⁻¹ and an effective path length of 2 m, the Péclet effect alone was able to account for the average offset between xylem water and groundwater. When including a realistic fraction of 5-10% xylem water originating from FWU and tissue dehydration, 60-100% of the average observed enrichment can be explained. By combining the Péclet effect with FWU and tissue dehydration, some of the more extreme offsets in our meta-analysis can be elucidated. These large effects are more probable during dry conditions when drought stress lowers transpiration rates, leading to a larger Péclet effect, more tissue dehydration, and a potential greater contribution of FWU.

Keywords: ecohydrology, ecophysiology, foliar water uptake, foliar absorption, hydraulic redistribution, tissue dehydration, Péclet effect, plant-water relations, stable water isotopes

25 1 Introduction

Determining the stable isotopic composition of H (²H/¹H) and O (¹⁸O/¹⁶O) has become a useful tool to trace which water pools are being returned to the atmosphere by transpiring plants (Ehleringer and Dawson, 1992). Studies using stable isotopes for tracing plant water sources assume that: (i) root water uptake is a fractionation-free process, i.e. no change in isotopic



composition occurs during this uptake (Dawson and Ehleringer, 1991; Zimmermann et al., 1967); and (ii) there is no
30 fractionation during sap transport through the xylem until it reaches the leaves and is transpired into the atmosphere (Dawson
and Ehleringer, 1993). However, over recent decades, an increasing amount of stable isotope research has shown that: (i)
fractionation during root water uptake can occur, mainly, but not exclusively (Vargas et al., 2017; Poca et al., 2019), in
xerophytic and halophytic species (Lin and Sternberg, 1993; Ellsworth and Williams, 2007; Zhao et al., 2016; Barbeta et al.,
2019); and (ii) a range of processes can affect the isotopic composition during sap transport in the xylem, such as xylem-
35 phloem water exchange (Cernusak et al., 2005; Nehemy et al., 2022) and absorption and evaporation through bark (Ellsworth
and Sternberg, 2015; Gimeno et al., 2022).

A dual isotope approach ($\delta^{2}\text{H}$ and $\delta^{18}\text{O}$) is often used in water source tracing studies (Berry et al., 2017). In the
absence of fractionation, xylem, soil, ground, and stream water samples plot on the Local Meteoric Water Line (LMWL; linear
relationship between the $\delta^{2}\text{H}$ and $\delta^{18}\text{O}$ composition of local rainfall samples) on a $\delta^{2}\text{H}$ - $\delta^{18}\text{O}$ biplot. Findings by Brooks et
40 al. (2010), however, showed that xylem water plotted below ground and stream water, indicating a relative enrichment in ^{18}O
compared to ^{2}H in the xylem water, which has been confirmed for numerous species (Evaristo et al., 2015). This observed
divergence could be exacerbated by methodical errors (Chen et al., 2020), but does not solely result from extraction artefacts
(Song et al., 2021; Evaristo et al., 2021). To explain these observations, Brooks et al. (2010) hypothesized that ‘...*plants are*
able to take up tightly bound soil water when mobile water is not available...’, suggesting the use of an alternative water source
45 by plants when it is available. While other mechanisms have been suggested to explain this observed enrichment, e.g., mixing
of soil water and rainwater during percolation (Sprenger et al., 2016), spatio-temporal dynamics between soil and plant vs
groundwater based on evaporative enrichment (Dubbert et al., 2019), and fractionation by roots during uptake (Barbeta et al.,
2019; Ellsworth and Williams, 2007; Lin and Sternberg, 1993; Zhao et al., 2016), which could be enhanced by mycorrhizae
(Poca et al., 2019), there could be yet another water source at play. One potential source that could influence isotopic
50 measurements of stem xylem water is back-flow of leaf water (BFLW). BFLW consists of a combination of (i) the Péclet
effect (Farquhar and Lloyd, 1993), (ii) foliar water uptake (FWU) (Berry et al., 2019; Schreel and Steppe, 2020) and (iii)
hydraulic redistribution of leaf water towards lower plant parts, e.g. during tissue dehydration (Nadezhdina et al., 2010).

The Péclet effect, as described by Farquhar and Lloyd (1993), represents the diffusion of isotopically enriched leaf water
-originating from fractionation during transpiration- in the opposite direction to bulk flow. While this effect predominantly
55 results in an isotopic gradient within the leaves themselves, the isotopic effect could extend past the leaves and into small
branches and stems when transpiration rates are low (Farquhar and Lloyd, 1993). Even though countercurrent flow from leaves
to twigs and branches has been recently observed (Lehmann et al., 2018; Wang et al., 2021), the magnitude of the Péclet effect
can significantly vary, both within a single leaf and between leaves and different plant species, due to heterogeneity in stomatal
conductance (Farquhar and Lloyd, 1993) and anatomical and physiological traits affecting mean leaf water residence time
60 (Farquhar and Cernusak, 2005; Simonin et al., 2013; Lehmann et al., 2020) and diffusion (Lehmann et al., 2020).

Globally, precipitation inputs leading to leaf wetting events occur on more than 100 days per year (Dawson and
Goldsmith, 2018). These leaf wetting events diminish or stop transpiration by forming a liquid water film on the leaf surface,



65 which can be absorbed (FWU); however, the amount of water absorbed by FWU and its occurrence depends on species and
environment (Limm et al., 2009; Limm and Dawson, 2010; Berry et al., 2019; Schreel and Steppe, 2020). When water is
absorbed by leaves, it results in an increased leaf water content and leaf water potential (Burgess and Dawson, 2004; Simonin
70 et al., 2009; Schreel et al., 2019; Pan et al., 2021). If the leaf water potential increases enough to exceed the stem water
potential, water may flow bi-directionally from both the leaves and the roots towards the stem (Goldsmith, 2013; Boanares et
al., 2020). This reverse flow of water from leaves to the stem can be large enough in volume to replenish the internal water
reserves and lead to irreversible or turgor-driven stem diameter growth (Steppe et al., 2018; Schreel et al., 2019). Even though
75 some species are unable to absorb water through their leaves (Limm et al., 2009), Kim and Lee (2011) found that dew water
could contribute up to 72% of leaf water in multiple crops after a 16 h dew exposure and Kagawa (2022) observed that about
55% of hydrogen and oxygen in branch cellulose of 2-year-old *Cryptomeria japonica* saplings originated from FWU after
seven leaf wetting events during three consecutive days. The effect of leaf wetting on leaf and branch isotopic composition
can be substantial and can be measurable at the leaf level up to a day after the leaf wetting event (Lehmann et al., 2018). Even
80 in the absence of FWU it has been indicated that the isotopic composition of foliar water can be altered due to the exchange
of isotopically distinct water between leaves and the atmosphere (Farquhar and Cernusak, 2005; Goldsmith et al., 2017). While
the number of leaf wetting events, their duration and the exchange of isotopically distinct water is contextual, these
observations indicate the large potential of FWU to influence the isotopic composition of stem xylem water and water reserves
located in living woody tissues.

80 Hydraulic redistribution of leaf water towards lower plant parts can occur during FWU and varying degrees of tissue
dehydration (Nadezhdina et al., 2010). Not only the water absorbed by FWU, but also the water already present in the leaves
can be transported downward when the water potential gradient is favourable. Bulk leaf water is heavily enriched in $\delta^{18}\text{O}$
compared to stem xylem water leading to isotopic differences of over 25‰ (Berkelhammer et al., 2013). As a result, the
redistribution of bulk leaf water can have a measurable effect on the isotopic composition of stem xylem water.

85 The effect of each of the three individual types of BFLW may be small, but their compounded effect on measured isotope
ratios might be a source of considerable bias. In this paper we discuss the potential of BFLW to alter the isotopic composition
of plant water by analysing BFLW's individual components. First, we compiled data from a meta-analysis on the relative
enrichment of xylem water compared to groundwater. Second, we modelled the Péclet effect to estimate how much this would
influence the isotopic composition of stem xylem water based on the levels of enrichment observed in our meta-analysis during
90 low flow velocities. Third, these data were used to model how enriched an alternative stem water source (e.g., hydraulic
redistribution originating from FWU and/or tissue dehydration) would need to be to account for the observed enrichment.



2 Materials and Methods

2.1 Meta-analysis

Isotopic composition of H and O in water samples are expressed in the delta notation ($\delta^2\text{H}$ and $\delta^{18}\text{O}$, Eq. 1), i.e. the deviation
95 of the isotopic ratio from VSMOW (Vienna Standard Mean Ocean Water), the primary measurement standard (Gonfiantini,
1978).

$$\delta_{\text{sample}} = \left(\frac{R_{\text{sample}}}{R_{\text{standard}}} - 1 \right) \cdot 1000 \quad (1)$$

with R_{sample} and R_{standard} representing the heavy to light isotope ratios ($^2\text{H}/^1\text{H}$ or $^{18}\text{O}/^{16}\text{O}$) measured in the sample
and standard, respectively.

100 The contribution of groundwater to a plant's water budget significantly increases during dry conditions, an occurrence
which is not restricted to arid and seasonally dry ecosystems (Barbeta and Peñuelas, 2017; Evaristo and McDonnell, 2017).
During these same dry conditions, the effect of BFLW on a plant's isotopic water composition is expected to be larger due to
tissue dehydration and low flow velocities resulting in a stronger Péclet effect (see below). To estimate the offset between
plant xylem water and groundwater needed for further modelling, we performed a meta-analysis using a keyword-based search
105 of published data for stable isotopes in ecology and ecohydrology. Data were extracted from papers by using an online plot
digitizer (<https://automeris.io/WebPlotDigitizer/>). Consulted papers can be found in the supplement. Relative enrichment in
oxygen-18 composition was assessed by a weighted linear regression:

$$\delta^{18}\text{O}_{\text{G}} = m \cdot \delta^{18}\text{O}_{\text{X}} + b \quad (2)$$

where $\delta^{18}\text{O}_{\text{X}}$ (‰) and $\delta^{18}\text{O}_{\text{G}}$ (‰) represent the isotopic ^{18}O compositions of xylem water and groundwater,
110 respectively. m and b represent the slope and intercept of the linear relationship, respectively. Weights were calculated as the
sum of the multiplicative inverse $\delta^{18}\text{O}$ standard errors for xylem water and groundwater. All statistical analyses were performed
in R (R Core Team, 2020).

2.2 Péclet effect: modelling the counterflow diffusion in xylem water based on bulk foliar enrichment

The Péclet effect is the diffusion of evaporatively enriched leaf water in the opposite direction of the bulk water flow. This
115 back-diffusion of enriched water can influence leaf and twig xylem water (Cernusak et al., 2016; Gan et al., 2002; Lehmann
et al., 2018), suggesting that the isotopic composition of small branches and stems could be altered by back-diffusion of
enriched water. The effect on branches and stems could be particularly pronounced when flow velocities rates are low
(Farquhar and Lloyd, 1993). Assuming an isotopic steady state, ^{18}O enrichment of the xylem compared to groundwater
absorbed by the roots ($\Delta^{18}\text{O}_{\text{XG}}$; ‰) can be described as (Farquhar and Lloyd, 1993):

$$120 \quad \Delta^{18}\text{O}_{\text{XG}} = \frac{\Delta^{18}\text{O}_{\text{LG}} \cdot (1 - e^{-\wp})}{\wp} \quad (3)$$

where $\Delta^{18}\text{O}_{\text{LG}}$ (‰) is the ^{18}O enrichment of the bulk leaf water compared to the groundwater absorbed by the roots
and \wp (-) is the Péclet number. The Péclet number is defined as:



$$\wp = \frac{V \cdot L}{D} \quad (4)$$

where V is the flow velocity ($\text{m} \cdot \text{s}^{-1}$), L is the effective path length (m) and D is the diffusivity of H_2^{18}O in water
125 ($2.29 \cdot 10^{-9} \text{ m}^2 \text{ s}^{-1}$), which is defined relative to leaf temperature (T_L ; set to 25°C in our calculations) as (Cuntz et al., 2007):
 $D = 119 \cdot 10^{-9} \cdot e^{-637/((T_L+273.15)-137)}$ (5)

The Péclet number quantifies the degree to which counterflow diffusion is overtaken by the advective flow (Cernusak
et al., 2016). The effective path length (L) is the product of the distance between the point of measurement (e.g., the bulk
lamina or the twig) and the evaporation site and a scaling factor that accounts for tortuosity in the liquid water path (Cernusak
130 et al., 2016). In our calculations, the effective path length was defined as the distance between the leaves and the point of
measurement in the stem xylem, including the tortuosity of this pathway.

Rearranging Eq. 3 to enable the calculation of $\Delta^{18}\text{O}_{\text{LG}}$ as a function of L and V results in:

$$\Delta^{18}\text{O}_{\text{LG}} = \frac{\Delta^{18}\text{O}_{\text{XG}} \cdot \wp}{(1 - e^{-\wp})} \quad (6)$$

where $\Delta^{18}\text{O}_{\text{XG}}$ is the enrichment of stem water above groundwater that was obtained from our meta-analysis (mean
135 of 2.21‰; Fig. S1). $\Delta^{18}\text{O}_{\text{LG}}$ is, therefore, the leaf water enrichment that influences the enrichment of stem water ($\Delta^{18}\text{O}_{\text{XG}}$) due
to the Péclet effect. However, the influence of the Péclet effect on the isotopic signature of the xylem water not only is a
function of the isotopic signature of leaf water, but also is constrained by the volume of leaf water that flows into the xylem.
Using a mass balance, this constraint can be assessed in terms of the fractional volume of water (rather than the absolute
volume) in each pool:

$$140 \quad X_G \cdot \delta^{18}\text{O}_G + X_L \cdot \delta^{18}\text{O}_L = \delta^{18}\text{O}_X \quad (7)$$

where X_G and X_L are the volumetric fractions (%) of stem xylem water that come from the ground and from leaf
water, respectively, and $\delta^{18}\text{O}_L$ is the ^{18}O signatures of leaf water (‰). As xylem water is assumed to be the sum of ground and
leaf water, the algebraic sum of their fractions equals 1:

$$X_G + X_L = 1 \quad (8)$$

145 Substituting Eq. 8 into Eq. 7 results in a linear two-end-member mixing model:

$$\Delta^{18}\text{O}_{\text{XG}} = X_L \cdot \Delta^{18}\text{O}_{\text{LG}} \quad (9)$$

By combining Eq. 9 and Eq. 3 we can calculate the volume fraction of water found in the stem xylem coming from
groundwater and from foliar water:

$$X_L = 1 - X_S = \frac{(1 - e^{-\wp})}{\wp} \quad (10)$$

150 As such, it becomes apparent that the proportional difference (f) used by Song et al. (2013) to assess the Péclet effect
within a leaf equals the volume fraction of water in the leaf that comes from the stem. Based on Eq. 6 and 10 we were able to
model a combination of enrichments ($\Delta^{18}\text{O}_{\text{LG}}$) and volume fractions (X_L) resulting from the Péclet effect as a function of V
and L . All calculations and modelling were performed in RStudio (The R Project for Statistical Computing, 2018) and plotted
using the 'fields' package.



155 2.3 Hydraulic redistribution: modelling the effect of an enriched alternative water source on stem xylem water isotopic composition

To test whether BFLW could affect stem xylem water isotope ratios, we considered the situation in which there are only two water sources: groundwater and an alternative water source, e.g., BFLW. Because ^{18}O is relatively more enriched than ^2H in xylem water compared to groundwater (Fig. S1 and S2), $\delta^{18}\text{O}$ values were used in our calculations. This two-source scenario
160 can be modelled using a two-end-member mixing model:

$$\delta^{18}\text{O}_X = X_A \cdot \delta^{18}\text{O}_A + (1 - X_A) \cdot \delta^{18}\text{O}_G \quad (11)$$

where $\delta^{18}\text{O}_A$ (‰) represents the isotopic ^{18}O compositions of an alternative water source. X_A (%) and $(1-X_A)$ represents the fraction of water in the xylem originating from an alternative water source and groundwater, respectively. This model can resolve the contributions of two distinct water sources to the total water pool in the stem xylem, based on the specific
165 isotopic ^{18}O signatures of each source.

Eq. 11 can be rearranged to solve for the isotopic ^{18}O composition of the alternative water source ($\delta^{18}\text{O}_A$) as a function of the fraction of water originating from this alternative water source found in the xylem (X_A):

$$\delta^{18}\text{O}_A = \frac{\delta^{18}\text{O}_X - (1-X_A) \cdot \delta^{18}\text{O}_G}{X_A} \quad (12)$$

Using Eq. 12 we can assess how the isotopic composition of an alternative water source and its fractional contribution
170 (X_A) together influence the ^{18}O enrichment in xylem water compared to groundwater. Based on Eq. 12 and the linear relationship between $\delta^{18}\text{O}_X$ and $\delta^{18}\text{O}_G$ found in our meta-analysis (Fig. S1), all possible combinations of $\delta^{18}\text{O}_A$ and X_A resulting in this observed difference can be modelled. All modelling was performed in RStudio (The R Project for Statistical Computing, 2018) and plotted using the 'fields' package.

3 Results and Discussion

175 The discrepancy between the isotopic signatures of xylem water and below ground and stream water observed by Brooks et al. (2010) was reconfirmed in our meta-analysis for groundwater ($p < 0.01$; Fig. 1) and could have numerous explanations, e.g., fractionation by roots during uptake (Barbeta et al., 2019; Ellsworth and Williams, 2007; Lin and Sternberg, 1993; Zhao et al., 2016), which could be enhanced by mycorrhizae (Poca et al., 2019), xylem-phloem water exchange (Cernusak et al., 2005; Nehemy et al., 2022) and absorption and evaporation through bark (Ellsworth and Sternberg, 2015; Gimeno et al., 2022),
180 including an alternative water source, as we hypothesise. While it is important to note that 3 out of the 25 datasets used in our meta-analysis indicate enrichment in groundwater rather than xylem water, the overall combined dataset indicates the opposite, with an average xylem isotopic $\delta^{18}\text{O}$ enrichment of 2.21‰ compared to groundwater (Fig. S1).

There are two parameters that would determine how much an alternative water source could influence xylem water: its isotopic composition and its proportional contribution to the total xylem water pool. Because xylem water is more enriched
185 than groundwater, the alternative water source mixing with xylem water must be more enriched than xylem water. If BFLW



is this alternative water source, then the combinations of $\delta^{18}\text{O}_A$ and X_A needed to enrich $\delta^{18}\text{O}_X$ relative to $\delta^{18}\text{O}_G$ must be realistic. As stated before, BFLW has three distinct mechanisms that could each contribute to the overall observed discrepancy between $\delta^{18}\text{O}_X$ and $\delta^{18}\text{O}_G$: (i) the Péclet effect (Farquhar and Lloyd, 1993), (ii) foliar water uptake (FWU) (Berry et al., 2019; Schreel and Steppe, 2020) and (iii) hydraulic redistribution of leaf water towards lower plant parts (Nadezhkina et al., 2010).
190 The former is discussed in Sect 3.1, the latter two are discussed in Sect. 3.2.

3.1 Can the Péclet effect alter the isotopic composition of xylem water?

The Péclet effect indicates that leaf water diffuses down an isotopic concentration gradient in the opposite direction of the mass flow for transpiration. When transpiration rates become low, e.g. at night, back-diffusion is more probable (Loucos et al., 2015; Roden et al., 2015; Song et al., 2013), reaching twigs (Wang et al., 2021), branches (Lehmann et al., 2018) and possibly stem xylem sap (Farquhar and Lloyd, 1993). However, at higher transpiration rates (Cernusak et al., 2016), when the
195 air is dryer and warmer (Dongmann et al., 1974) and has a higher vapour pressure deficit (Flanagan et al., 1991; Harwood et al., 1998; Ripullone et al., 2008), leaf ^{18}O is more enriched. Thus, isotopic enrichment of stem xylem water as a result of the Péclet effect depends on the interplay between more foliar enrichment due to higher transpiration rate and a longer backflow distance due to a lower transpiration rate. While the former is a function of timing (temporal) and environment, as the
200 transpiration rate and foliar ^{18}O enrichment fluctuate throughout the day (Fürstel, 1978; Harwood et al., 1998) as a function of light availability and vapour pressure deficit, the latter is a function of environment, time, and distance between the point of stem xylem sampling and the leaves (temporospatial). With a 2.21‰ difference between $\delta^{18}\text{O}_X$ and $\delta^{18}\text{O}_G$ –the average obtained from our meta-analysis ($\Delta^{18}\text{O}_{XG}$; Fig. S1)–, a low flow velocity of $0.052 \text{ m}\cdot\text{h}^{-1}$ (V) and an effective path length of 4 m (L) from the leaves to the sampling site in the xylem, the difference between $\delta^{18}\text{O}_L$ and $\delta^{18}\text{O}_G$ ($\Delta^{18}\text{O}_{LG}$) should be about
205 56‰ (Fig. 2a) with volumetric fractions of 4% of stem xylem water that comes from leaf water (X_L ; Fig. 2b), while 96% comes from groundwater (X_G). The biological relevance of these values depends on the species and plant growth form. While a high X_L might be realistic for an epiphytic orchid, it is not for a full-grown tree. However, as tree saplings are regularly used to assess the isotopic discrepancy between xylem and irrigation water (e.g., Poca et al., 2019), leaves can be closer than 4 m to the sampling site in the xylem, or herbaceous plant species can be used in this assessment. Effective path length, flow velocity,
210 $\Delta^{18}\text{O}_{LG}$ and X_L are interrelated (Eq. 4, 6 and 10). When reducing the effective path length to 2 m, given a flow velocity of $0.052 \text{ m}\cdot\text{h}^{-1}$, X_L increases to 8% and $\Delta^{18}\text{O}_{LG}$ decreases to about 28‰ (Fig. 2).

This theoretical approach suggests that the Péclet effect cannot be responsible for the mean observed $\Delta^{18}\text{O}_{XG}$ (2.21‰) in full grown trees for distant foliage ($L \geq 4 \text{ m}$) as $\Delta^{18}\text{O}_{LG}$ would need to be unrealistically large. However, when L is reduced to 2 m or less, an $\Delta^{18}\text{O}_{XG}$ of 2.21‰ can be fully explained by the Péclet effect. Furthermore, when L is large (e.g., 4 m), the
215 smallest observed enrichment ($\Delta^{18}\text{O}_{XG}$) of 0.22‰ can still be fully explained by the Péclet effect as X_L remains 4% and $\Delta^{18}\text{O}_{LG}$ needs to be only about 6‰ for the same value of V ($0.052 \text{ m}\cdot\text{h}^{-1}$). As a result, the Péclet effect could (partially) explain, the isotopic enrichment in ^{18}O of 8‰ in oak (*Quercus faginea*) saplings observed by Martín-Gómez et al. (2016) during a 3-day cycle of reduced transpiration.



Important to note is that diffusion is a slow process. Based on simple diffusion time in the absence of transpiration, it would take water enriched in ^{18}O about 27.7 years to travel a distance of 2m when there is no mass flow driving its movement. However, two points are worth considering about the BFLW. First, diffusion from leaves to the stem is an ongoing process that occurs throughout the lifespan of the plant, such that the isotopic signal of slow back diffusion would accumulate over time. Second, mass flow of water can promote the movement of heavy isotopologues away from leaves and towards the stem. This mass flow occurs when there is FWU, HR, or even during normal cycling of water due to water exchange between the xylem and phloem. Thus, while diffusion alone is slow, prior evidence suggests that diffusion due to the Péclet effect can be significant enough to have measurable effects on leaf water, and we argue that mass flow can reinforce this effect by transporting enriched leaf water into the stem.

3.2 FWU and hydraulic redistribution as alternative water source

As expected, our model showed that when the alternative water source, e.g., BFLW, is more enriched a smaller proportion of it is needed to produce a given offset of xylem water from water absorbed by the roots (Fig. 3). In trees, an estimated 5-10% of stem xylem water could originate from FWU (Binks et al., 2019; Schreel et al., 2019). Assuming that an alternative water source comprises 5-10% of the stem xylem water (Binks et al., 2019; Schreel et al., 2019) and that stem xylem water is enriched above groundwater by 2.21‰ ($\delta^{18}\text{O}_X - \delta^{18}\text{O}_G$; Fig. S1), our model shows that water from this alternative water source would need to be about 20-42% more enriched than xylem water ($\delta^{18}\text{O}_A - \delta^{18}\text{O}_X$) (Eq. 12 and Fig. 3). These values are realistic as transpiration can lead to bulk leaf water becoming over 25% more enriched in $\delta^{18}\text{O}$ than stem xylem water (Berkelhammer et al., 2013). This observation indicates that, on average, about 60 (25 out of 42%) to 100% (25 out of 25%) of the observed discrepancy in isotopic signatures could result from BFLW, if the water absorbed by leaves has the same isotopic signature as bulk leaf water. However, a relative enrichment in ^{18}O not only results from transpiration, but also occurs when a water film surrounding the leaf evaporates, especially during a relative humidity below 100% (Fig. 4a). During such events, lighter water isotopologues (i.e., isotopically lighter water molecules), such as $^1\text{H}_2^{16}\text{O}$ and $^1\text{H}^2\text{H}^{16}\text{O}$, preferably evaporate from the water film surrounding the leaf, thus leaving a water layer on the leaf surface enriched in $^1\text{H}_2^{18}\text{O}$. Under these conditions water can be absorbed through FWU (Vesala et al., 2017) or exchanged with the leaf with no net increase in foliar water content (Goldsmith et al., 2017) and redistributed within the plant resulting in ^{18}O enrichment in the xylem. We hypothesize that this type of leaf wetting event can occur in three distinct ways. First, following an atmospheric precipitation event, leaves remain wet for some time allowing both fractionation on the leaf surface and FWU. Second, dew formation causes heavy isotopologues to precipitate more easily, resulting in an enriched water layer on the leaf surface. Furthermore, lighter isotopologues will evaporate preferentially once the atmosphere is again unsaturated, amplifying the enrichment of this water layer. Third, microscopic leaf wetness can form a continuous layer on the leaf surface of less than 1 μm (Burkhardt and Hunsche, 2013). Burkhardt and Hunsche (2013) hypothesized that microscopic leaf wetness could occur on almost all plants worldwide. When relative humidity reaches 100%, the water absorbed by leaves would still be depleted of lighter isotopologues ($^1\text{H}_2^{16}\text{O}$); however, as both $^1\text{H}^2\text{H}^{16}\text{O}$ and $^1\text{H}_2^{18}\text{O}$ are still available for FWU the ratio $\delta^{18}\text{O}$ to $\delta^2\text{H}$ within the plant would change less



significantly compared to FWU during events with a RH below 100% (Fig. 4). In other words, the degree of enrichment in ^{18}O water absorbed by leaves primarily depends on environmental conditions, such as relative humidity and temperature.

255 Enrichment of xylem water resulting from hydraulic redistribution of leaf water, including FWU and tissue
dehydration, could explain some observations of xylem water enrichment in literature. For example, the smallest enrichment
of $\delta^{18}\text{O}_X$ compared to $\delta^{18}\text{O}_G$ of 0.22‰ observed in our meta-analysis requires an enrichment of hydraulically redistributed
water of only about 2-4‰ (Eq. 12), which falls within the biologically realistic range of BFLW. In contrast, the largest observed
discrepancy of 4.5‰ cannot be explained by this mechanism as it would require a foliar enrichment of 41-86‰ in redistributed
260 water (Eq. 12), assuming BFLW contributes 5-10% to total xylem water (X_A), which is far outside the range of enrichment
reported in literature. However, when compounding the Péclet effect with the effects of FWU and hydraulic redistribution,
BFLW can introduce and/or explain a considerable discrepancy in xylem isotopic composition.

3.3 BFLW during drought

During drought, the soil water potential declines, thus making soil water less available for plants. In response, xylem water
potential declines, allowing soil water uptake by roots as long as soil and roots are hydraulically connected (Körner, 2019).
265 Under dry conditions, deep-rooted trees typically use deeper groundwater sources (Barbeta and Peñuelas, 2017).

When drought occurs, trees will close their stomata to reduce transpirational water loss. This process allows for
diffusion of water from the leaves towards other plants parts during the absence of transpiration. If drought persists, the water
potential of the soil and roots can drop below the water potential of the leaves and stem, potentially forcing water to flow from
the leaves towards the stem and the roots (Nadezhkina et al., 2010). Furthermore, a low xylem water potential can ultimately
270 lead to embolism formation and hydraulic failure (Choat et al., 2018), starting with embolism formation in the leaves (Johnson
et al., 2016). Water released by foliar embolism contributes to its capacitance (Vergeynst et al., 2015) and can be redistributed
throughout the plant after hydraulic failure. The occurrence of hydraulic failure is a result of tissue dehydration (Körner, 2019)
-one of the possible causes for BFLW- and is based on the interplay of two properties: (i) the physical limits of the vascular
system of the plant, and (ii) the capacity of the plant to maintain its xylem water potential within functional limits (Choat et
275 al., 2018), which, in turn, is influenced by hydraulic capacitance (Körner, 2019; Vergeynst et al., 2015; Steppe et al., 2015;
Epila et al., 2017). In other words, both a plant's usage of groundwater (Barbeta and Peñuelas, 2017) and BFLW are more
pronounced during drought. This co-occurrence explains why a decrease in leaf water potential -an indicator for dry conditions-
correlates well with an enrichment in twig or stem xylem water (Kurz-Besson et al., 2006; Jackson et al., 1995; Filella and
Peñuelas, 2003). Furthermore, Jackson et al. (1995) observed a similar increase in stem xylem water enrichment when
280 transpiration decreases. During low transpiration rates, the Péclet effect becomes more pronounced (Fig. 2) which could
amplify these observations. The amplified effect of BFLW during drought also illuminates why xylem water is more enriched
during the dry season when plants are stressed, and not during the wet season (Hervé-Fernández et al., 2016; Mensforth et al.,
1994).



Surprisingly, despite the effects we demonstrated, de la Casa et al. (2022) found that the offset between bulk stem
285 water and water source was largest in cold and wet climates based on $\delta^2\text{H}$ signatures, while we observed no overall significant
difference in $\delta^2\text{H}$ between xylem water and groundwater (Fig. S2). While the absence of stress during dry conditions could
have reduced the effect of BFLW due to the absence of embolism and tissue dehydration, it does not explain the offset in cold
and wet climates. Based on our observations of ^{18}O and the strong link between BFLW and L we do agree with the conclusion
reached by de la Casa et al. (2022): using bulk stem water to assess plant water source contributions may lead to erroneous
290 conclusions.

During dry conditions, foliar water potential decreases, creating a larger gradient to drive FWU when leaves are wet
(Eller et al., 2013; Schreel and Steppe, 2019). FWU can cause the foliar water potential to increase above the water potential
of the stem, allowing for BFLW. This flow resulting from FWU could increase the path length of hydraulic redistribution
resulting from tissue dehydration (Nadezhdina et al., 2010). Furthermore, V is generally lower during droughts, implying that
295 the Péclet effect would become more relevant (Lehmann et al., 2018). As such, the influence of BFLW would be stronger
during drought, allowing BFLW to at least partially explain the observed divergence between the isotopic compositions of
groundwater and plant xylem water.

4 Concluding remarks and future perspectives

Because many studies have indicated a discrepancy between the isotopic signature of plant xylem water and the water sources
300 assumed to be used by plants, we investigated the potential of BFLW to contribute to the isotopic signatures of stem xylem
water. Using the average 2.21‰ ^{18}O enrichment of xylem water compared to groundwater in our meta-analysis, the Péclet
effect alone was able to account for the average observed enrichment during low flow velocity of $0.052 \text{ m}\cdot\text{h}^{-1}$ and assuming
an effective path length of 2 m. When using the same isotopic enrichment and a linear two-end-member mixing model, we
were able to pinpoint realistic $\delta^{18}\text{O}$ values for BFLW resulting from FWU and hydraulic redistribution. On average, 60 to
305 100% of the observed discrepancy in isotopic signatures could potentially be explained by this type of BFLW. These large
effects are more probable during dry conditions when a larger Péclet effect, more tissue dehydration, and more fractionation
during FWU occur.

In addition to the processes explored here, other factors could also result in isotopic discrepancies: enhanced
fractionation at the root level by mycorrhizae and biochemical fractionation along the sap flow pathway. Both of these
310 processes could affect the fractionation patterns resulting in the observed discrepancy between the isotopic composition of
groundwater and plant xylem water.



Data availability

The dataset generated and used in this publication can be accessed at <http://doi.org/10.6084/m9.figshare.21940955> (Schreel et al., 2023)

315 **Acknowledgments**

This work was supported by the Fund for Scientific Research-Flanders (FWO) through the PhD grant to J.D.M.S. M.P. was supported by and is a researcher from CONICET.

Funding

320 This work was supported by the Fund for Scientific Research-Flanders (FWO) through the PhD grant to J.D.M.S. M.P. was supported by and is a researcher from CONICET.



References

- Barbeta, A. and Peñuelas, J.: Relative contribution of groundwater to plant transpiration estimated with stable isotopes, *Scientific Reports*, 7, Article: 10580, <https://doi.org/10.1038/s41598-017-09643-x>, 2017.
- 325 Barbeta, A., Jones, S. P., Clavé, L., Wingate, L., Gimeno, T. E., Fréjaville, B., Wohl, S., and Ogée, J.: Unexplained hydrogen isotope offsets complicate the identification and quantification of tree water sources in a riparian forest, *Hydrology and Earth System Sciences*, 23, 2129–2146, <https://doi.org/10.5194/hess-2018-402>, 2019.
- Berkelhammer, M., Hu, J., Bailey, A., Noone, D. C., Still, C. J., Barnard, H., Gochis, D., Hsiao, G. S., Rahn, T., and Turnipseed, A.: The nocturnal water cycle in an open-canopy forest, *Journal of Geophysical Research: Atmospheres*, 118, 10225–10242, <https://doi.org/10.1002/jgrd.50701>, 2013.
- 330 Berry, Z. C., Evaristo, J., Moore, G., Poca, M., Steppe, K., Verrot, L., Asbjornsen, H., Borma, L. S., Bretfeld, M., Hervé-Fernández, P., Seyfried, M., Schwendenmann, L., Sinacore, K., De Wispelaere, L., and McDonnell, J.: The two water worlds hypothesis: Addressing multiple working hypotheses and proposing a way forward, *Ecohydrology*, 2017.
- Berry, Z. C., Emery, N. C., Gotsch, S. G., and Goldsmith, G. R.: Foliar water uptake: processes, pathways, and integration into plant water budgets, *Plant, Cell & Environment*, 42, 410–423, <https://doi.org/10.1111/pce.13439>, 2019.
- 335 Binks, O., Mencuccini, M., Rowland, L., da Costa, A. C. L., de Carvalho, C. J. R., Bittencourt, P., Eller, C., Teodoro, G. S., Carvalho, E. J. M., Soza, A., Ferreira, L., Vasconcelos, S. S., Oliveira, R., and Meir, P.: Foliar water uptake in Amazonian trees: Evidence and consequences, *Global Change Biology*, 25, 2678–2690, <https://doi.org/10.1111/gcb.14666>, 2019.
- Boaneres, D., Oliveira, R. S., Isaias, R. M. S., França, M. G. C., and Peñuelas, J.: The neglected reverse water pathway: Atmosphere–Plant–Soil Continuum, *Trends in Plant Science*, 25, 1073–1075, <https://doi.org/10.1016/j.tplants.2020.07.012>, 2020.
- 340 Brooks, R. J., Barnard, H. R., Coulombe, R., McDonnell, J. J., Brooks, R. J., Barnard, H. R., Coulombe, R., McDonnell, J. J., Renée Brooks, J., Barnard, H. R., Coulombe, R., and McDonnell, J. J.: Ecohydrologic separation of water between trees and streams in a Mediterranean climate, *Nature Geoscience*, 3, 100–104, <https://doi.org/10.1038/ngeo722>, 2010.
- 345 Burgess, S. S. O. and Dawson, T. E.: The contribution of fog to the water relations of *Sequoia sempervirens* (D. Don): foliar uptake and prevention of dehydration, *Plant, Cell and Environment*, 27, 1023–1034, <https://doi.org/10.1111/j.1365-3040.2004.01207.x>, 2004.
- Burkhardt, J. and Hunsche, M.: “Breath figures” on leaf surfaces — formation and effects of microscopic leaf wetness, *Frontiers in Plant Science*, 4, 1–9, <https://doi.org/10.3389/fpls.2013.00422>, 2013.
- 350 Cernusak, L. A., Farquhar, G. D., and Pate, J. S.: Environmental and physiological controls over oxygen and carbon isotope composition of Tasmanian blue gum, *Eucalyptus globulus*, *Tree Physiology*, 25, 129–146, 2005.
- Cernusak, L. A., Barbour, M. M., Arndt, S. K., Cheesman, A. W., English, N. B., Feild, T. S., Helliker, B. R., Holloway-Phillips, M. M., Holtum, J. A. M., Kahmen, A., McInerney, F. A., Munksgaard, N. C., Simonin, K. A., Song, X., Stuart-Williams, H., West, J. B., and Farquhar, G. D.: Stable isotopes in leaf water of terrestrial plants, *Plant Cell and Environment*,



- 355 39, 1087–1102, <https://doi.org/10.1111/pce.12703>, 2016.
- Chen, Y., Helliker, B. R., Tang, X., Li, F., Zhou, Y., and Song, X.: Stem water cryogenic extraction biases estimation in deuterium isotope composition of plant source water, *Proceedings of the National Academy of Sciences of the United States of America*, 117, 33345–33350, <https://doi.org/10.1073/PNAS.2014422117>, 2020.
- Choat, B., Brodribb, T. J., Brodersen, C. R., Duursma, R. A., López, R., and Medlyn, B. E.: Triggers of tree mortality under
360 drought, *Nature*, 558, 531–539, <https://doi.org/10.1038/s41586-018-0240-x>, 2018.
- Cuntz, M., Ogée, J., Farquhar, G. D., Peylin, P., and Cernusak, L. A.: Modelling advection and diffusion of water isotopologues in leaves, *Plant, Cell and Environment*, 30, 892–909, <https://doi.org/10.1111/j.1365-3040.2007.01676.x>, 2007.
- Dawson, T. E. and Ehleringer, J. R.: Streamside trees that do not use stream water, *Nature*, 350, 335–337, 1991.
- Dawson, T. E. and Ehleringer, J. R.: Isotopic enrichment of water in “woody” tissues of plants: implications for plant water
365 source, water uptake, and other studies which use the stable isotopic composition of cellulose, *Geochimica et Cosmochimica Acta*, 57, 3487–3492, <https://doi.org/10.1161/01.HYP.37.2.663>, 1993.
- Dawson, T. E. and Goldsmith, G. R.: The value of wet leaves, *New Phytologist*, 219, 1156–1169, <https://doi.org/10.1111/nph.15307>, 2018.
- Dongmann, G., Nürnberg, H. W., Förstel, H., and Wagener, K.: On the enrichment of H₂¹⁸O in the leaves of transpiring plants,
370 *Radiation and Environmental Biophysics*, 11, 41–52, <https://doi.org/10.1007/BF01323099>, 1974.
- Dubbert, M., Caldeira, M. C., Dubbert, D., and Werner, C.: A pool-weighted perspective on the two-water-worlds hypothesis, *New Phytologist*, 222, 1271–1283, <https://doi.org/10.1111/nph.15670>, 2019.
- Ehleringer, J. R. and Dawson, T. E.: Water uptake by plants: perspectives from stable isotope composition, *Plant, Cell and Environment*, 15, 1073–1082, 1992.
- 375 Eller, C. B., Lima, A. L., and Oliveira, R. S.: Foliar uptake of fog water and transport belowground alleviates drought effects in the cloud forest tree species, *Drimys brasiliensis* (Winteraceae), *New Phytologist*, 199, 151–162, <https://doi.org/10.1111/nph.12248>, 2013.
- Ellsworth, P. Z. and Sternberg, L. S. L. L.: Seasonal water use by deciduous and evergreen woody species in a scrub community is based on water availability and root distribution, *Ecohydrology*, 8, 538–551, <https://doi.org/10.1002/eco.1523>, 2015.
- 380 Ellsworth, P. Z. and Williams, D. G.: Hydrogen isotope fractionation during water uptake by woody xerophytes, *Plant Soil*, 291, 93–107, <https://doi.org/10.1007/s11104-006-9177-1>, 2007.
- Epila, J., De Baerdemaeker, N. J. F., Vergeynst, L. L., Maes, W. H., Beeckman, H., and Steppe, K.: Capacitive water release and internal leaf water relocation delay drought-induced cavitation in African *Maesopsis eminii*, *Tree Physiology*, 37, 481–490, 2017.
- 385 Evaristo, J. and McDonnell, J. J.: Prevalence and magnitude of groundwater use by vegetation: a global stable isotope meta-analysis, *Scientific Reports*, 7, Article: 44110, <https://doi.org/10.1038/srep44110>, 2017.
- Evaristo, J., Jasechko, S., and McDonnell, J. J.: Global separation of plant transpiration from groundwater and streamflow, *Nature*, 525, 91–94, <https://doi.org/10.1038/nature14983>, 2015.



- Evaristo, J., Jameel, Y., and Chun, K. P.: Implication of stem water cryogenic extraction experiment for an earlier study is not supported with robust context-specific statistical assessment, *Proceedings of the National Academy of Sciences of the United States of America*, 118, Article: 2100365118, <https://doi.org/10.1073/pnas.2100365118>, 2021.
- Farquhar, G. D. and Cernusak, L. A.: On the isotopic composition of leaf water in the non-steady state, *Functional Plant Biology*, 32, 293–303, 2005.
- Farquhar, G. D. and Lloyd, J.: Carbon and oxygen isotope effects in the exchange of carbon dioxide between terrestrial plants and the atmosphere, *Stable Isotopes and Plant Carbon-water Relations*, 47–70, <https://doi.org/10.1016/b978-0-08-091801-3.50011-8>, 1993.
- Filella, I. and Peñuelas, J.: Partitioning of water and nitrogen in co-occurring Mediterranean woody shrub species of different evolutionary history, *Oecologia*, 137, 51–61, <https://doi.org/10.1007/s00442-003-1333-1>, 2003.
- Flanagan, L. B., Comstock, J. P., and Ehleringer, J. R.: Comparison of modeled and observed environmental influences on the stable oxygen and hydrogen isotope composition of leaf water in *Phaseolus vulgaris* L, *Plant Physiology*, 96, 588–596, <https://doi.org/10.1104/pp.96.2.588>, 1991.
- Förstel, H.: The enrichment of ^{18}O in leaf water under natural conditions, *Radiation and Environmental Biophysics*, 15, 323–344, <https://doi.org/10.1007/BF01323459>, 1978.
- Gan, K. S., Wong, S. C., Yong, J. W. H., and Farquhar, G. D.: ^{18}O spatial patterns of vein xylem water, leaf water, and dry matter in cotton leaves, *Plant Physiology*, 130, 1008–1021, <https://doi.org/10.1104/pp.007419>, 2002.
- Gimeno, T. E., Stangl, Z. R., Barbata, A., Saavedra, N., Wingate, L., Devert, N., and Marshall, J. D.: Water taken up through the bark is detected in the transpiration stream in intact upper-canopy branches, *Plant, Cell & Environment*, 45, 3219–3232, 2022.
- Goldsmith, G. R.: Changing directions: the atmosphere-plant-soil continuum, *New Phytologist*, 199, 4–6, 2013.
- Goldsmith, G. R., Lehmann, M. M., Cernusak, L. A., Arend, M., and Siegwolf, R. T. W.: Inferring foliar water uptake using stable isotopes of water, *Oecologia*, 184, 763–766, <https://doi.org/10.1007/s00442-017-3917-1>, 2017.
- Gonfiantini, R.: Standards for stable isotope measurements in natural compounds, *Nature*, 271, 534–536, 1978.
- Harwood, K. G., Gillon, J. S., Griffiths, H., and Broadmeadow, M. S. J.: Diurnal variation of $\Delta^{13}\text{CO}_2$, $\Delta^{18}\text{O}_{16}\text{O}$ and evaporative site enrichment of $\delta\text{H}_2^{18}\text{O}$ in *Piper aduncum* under field conditions in Trinidad, *Plant, Cell and Environment*, 21, 269–283, <https://doi.org/10.1046/j.1365-3040.1998.00276.x>, 1998.
- Hervé-Fernández, P., Oyarzún, C., Brumbt, C., Huygens, D., Bodé, S., Verhoest, N. E. C., and Boeckx, P.: Assessing the ‘two water worlds’ hypothesis and water sources for native and exotic evergreen species in south-central Chile, *Hydrological Processes*, 30, 4227–4241, <https://doi.org/10.1002/hyp.10984>, 2016.
- Jackson, P. C., Cavelier, J., Goldstein, G., Meinzer, F. C., and Holbrook, N. M.: Partitioning of water resources among plants of a lowland tropical forest, *Oecologia*, 101, 197–203, <https://doi.org/10.1007/BF00317284>, 1995.
- Johnson, D. M., Wortemann, R., McCulloh, K. A., Jordan-Meille, L., Ward, E., Warren, J. M., Palmorth, S., and Domec, J.-C.: A test of the hydraulic vulnerability segmentation hypothesis in angiosperm and conifer tree species, *Tree Physiology*, 36,



- 983–993, 2016.
- Kagawa, A.: Foliar water uptake as a source of hydrogen and oxygen in plant biomass, *Tree Physiology*, Article: tpac055, 425 <https://doi.org/10.1093/treephys/tpac055>, 2022.
- Kim, K. and Lee, X.: Transition of stable isotope ratios of leaf water under simulated dew formation, *Plant, Cell and Environment*, 34, 1790–1801, <https://doi.org/10.1111/j.1365-3040.2011.02375.x>, 2011.
- Körner, C.: No need for pipes when the well is dry - a comment on hydraulic failure in trees, *Tree Physiology*, 39, 695–700, <https://doi.org/10.1093/treephys/tpz030>, 2019.
- 430 Kurz-Besson, C., Otieno, D., Lobo Do Vale, R., Siegwolf, R., Schmidt, M., Herd, A., Nogueira, C., David, T. S., David, J. S., Tenhunen, J., Pereira, J. S., and Chaves, M.: Hydraulic lift in cork oak trees in a savannah-type Mediterranean ecosystem and its contribution to the local water balance, *Plant and Soil*, 282, 361–378, <https://doi.org/10.1007/s11104-006-0005-4>, 2006.
- Lehmann, M. M., Goldsmith, G. R., Schmid, L., Gessler, A., Saurer, M., and Siegwolf, R. T. W.: The effect of ^{18}O -labelled water vapour on the oxygen isotope ratio of water and assimilates in plants at high humidity, *New Phytologist*, 217, 105–116, 435 <https://doi.org/10.1111/nph.14788>, 2018.
- Lehmann, M. M., Goldsmith, G. R., Mirande-Ney, C., Weigt, R. B., Schönbeck, L., Kahmen, A., Gessler, A., Siegwolf, R. T. W., and Saurer, M.: The ^{18}O -signal transfer from water vapour to leaf water and assimilates varies among plant species and growth forms, *Plant, Cell and Environment*, 43, 510–523, <https://doi.org/10.1111/pce.13682>, 2020.
- Limm, E. B. and Dawson, T. E.: *Polystichum munitum* (Dryopteridaceae) varies geographically in its capacity to absorb fog 440 water by foliar uptake within the redwood forest ecosystem, *American Journal of Botany*, 97, 1121–1128, 2010.
- Limm, E. B., Simonin, K. A., Bothman, A. G., Dawson, T. E., Burns, E., Kevin, L. Æ., Bothman, A. G., Dawson, Æ. T. E., Limm, E. B., Simonin, K. A., Bothman, A. G., and Dawson, T. E.: Foliar water uptake: A common water acquisition strategy for plants of the redwood forest, *Oecologia*, 161, 449–459, <https://doi.org/10.1007/s00442-009-1400-3>, 2009.
- Lin, G. and Sternberg, L. da S. L.: Hydrogen isotopic fractionation by plant roots during water uptake in coastal wetland plants, 445 *Stable Isotopes and Plant Carbon-water Relations*, 497–510, <https://doi.org/10.1016/B978-0-08-091801-3.50041-6>, 1993.
- Loucos, K. E., Simonin, K. A., Song, X., and Barbour, M. M.: Observed relationships between leaf H_2^{18}O Péclet effective length and leaf hydraulic conductance reflect assumptions in Craig-Gordon model calculations, *Tree Physiology*, 35, 16–26, <https://doi.org/10.1093/treephys/tpu110>, 2015.
- Martín-Gómez, P., Serrano, L., and Ferrio, J. P.: Short-term dynamics of evaporative enrichment of xylem water in woody 450 stems: implications for ecohydrology, *Tree Physiology*, 37, 511–522, <https://doi.org/10.1093/treephys/tpw115>, 2016.
- Mensforth, L. J., Thorburn, P. J., Tyerman, S. D., and Walker, G. R.: Sources of water used by riparian *Eucalyptus camaldulensis* overlying highly saline groundwater, *Oecologia*, 100, 21–28, <https://doi.org/10.1007/BF00317126>, 1994.
- Nadezhdina, N., David, T. S., David, J. S., Ferreira, M. I., Dohnal, M., Tesař, M., Gartner, K., Leitgeb, E., Nadezhdin, V., Cermak, J., Jiménez, M. S., Morales, D., Jimenez, M. S., Morales, D., Tesař, M., Gartner, K., Leitgeb, E., Nadezhdin, V., 455 Tesař, M., Gartner, K., Leitgeb, E., Nadezhdin, V., Cermak, J., Jiménez, M. S., and Morales, D.: Trees never rest: the multiple facets of hydraulic redistribution, *Ecohydrology*, 3, 431–444, <https://doi.org/10.1002/eco>, 2010.



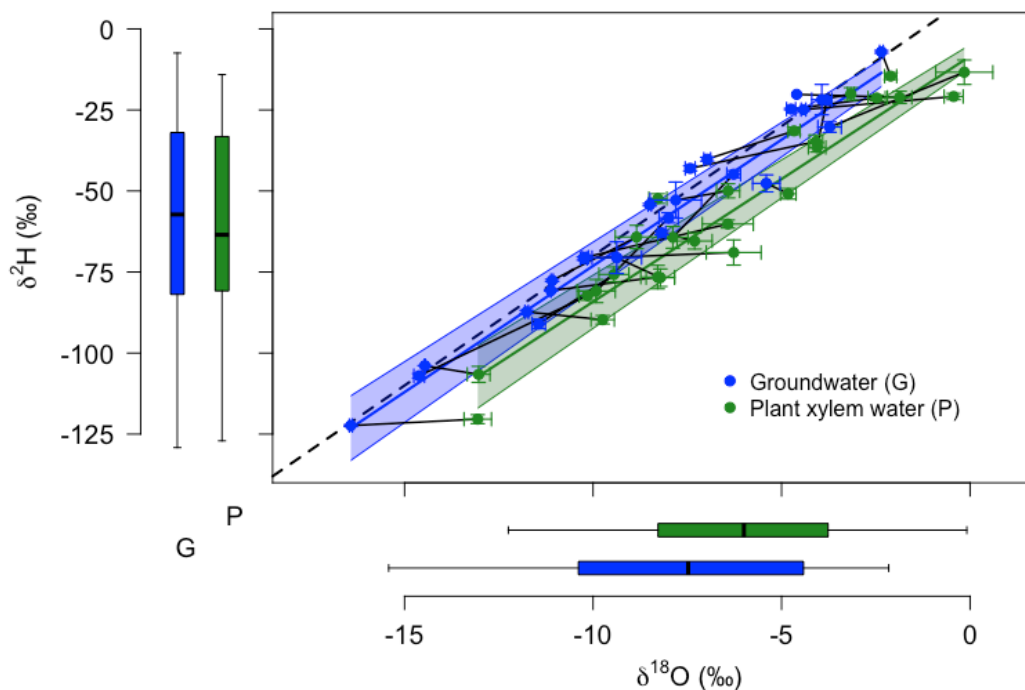
- Nehemy, M. F., Benettin, P., Allen, S. T., Steppe, K., Rinaldo, A., Lehmann, M. M., and McDonnell, J. J.: Phloem water isotopically different to xylem water: potential causes and implications for ecohydrological tracing, *Ecohydrology*, 15, Article: e2417, 2022.
- 460 Pan, Z.-L., Guo, W., Zhang, Y.-J., Schreel, J. D. M., Gao, J.-Y., Li, Y., and Yang, S.-J.: Leaf trichomes of *Dendrobium* species (epiphytic orchids) in relation to foliar water uptake, leaf surface wettability, and water balance, *Environmental and Experimental Botany*, 190, 2021.
- Poca, M., Coomans, O., Urcelay, C., Zeballos, S. R., Bodé, S., and Boeckx, P.: Isotope fractionation during root water uptake by *Acacia caven* is enhanced by arbuscular mycorrhizas, *Plant and Soil*, <https://doi.org/10.1007/s11104-019-04139-1>, 2019.
- 465 The R Project for Statistical Computing: <https://www.r-project.org/>, last access: 6 August 2018.
- R Core Team: R: A language and environment for statistical computing, 2020.
- Ripullone, F., Matsuo, N., Stuart-Williams, H., Wong, S. C., Borghetti, M., Tani, M., and Farquhar, G.: Environmental effects on oxygen isotope enrichment of leaf water in cotton leaves, *Plant Physiology*, 146, 729–736, <https://doi.org/10.1104/pp.107.105643>, 2008.
- 470 Roden, J., Kahmen, A., Buchmann, N., and Siegwolf, R.: The enigma of effective path length for ^{18}O enrichment in leaf water of conifers, *Plant Cell and Environment*, 38, 2551–2565, <https://doi.org/10.1111/pce.12568>, 2015.
- Schreel, J. D. M. and Steppe, K.: Foliar water uptake changes the world of tree hydraulics, *npj Climate and Atmospheric Science*, 2, <https://doi.org/10.1038/s41612-018-0060-6>, 2019.
- Schreel, J. D. M. and Steppe, K.: Foliar water uptake in trees: Negligible or necessary?, *Trends in Plant Science*, 25, 590–603, <https://doi.org/10.1016/j.tplants.2020.01.003>, 2020.
- 475 Schreel, J. D. M., Van de Wal, B. A. E., Hervé-Fernandez, P., Boeckx, P., and Steppe, K.: Hydraulic redistribution of foliar absorbed water causes turgor-driven growth in mangrove seedlings, *Plant, Cell & Environment*, 42, 2437–2447, <https://doi.org/10.1111/pce.13556>, 2019.
- Simonin, K. A., Santiago, L. S., and Dawson, T. E.: Fog interception by *Sequoia sempervirens* (D. Don) crowns decouples
- 480 physiology from soil water deficit, *Plant, Cell and Environment*, 32, 882–892, <https://doi.org/10.1111/j.1365-3040.2009.01967.x>, 2009.
- Simonin, K. A., Roddy, A. B., Link, P., Apodaca, R., Tu, K. P., Hu, J., Dawson, T. E., and Barbour, M. M.: Isotopic composition of transpiration and rates of change in leaf water isotopologue storage in response to environmental variables, *Plant, Cell and Environment*, 36, 2190–2206, <https://doi.org/10.1111/pce.12129>, 2013.
- 485 Song, X., Barbour, M. M., Farquhar, G. D., Vann, D. R., and Helliker, B. R.: Transpiration rate relates to within- and across-species variations in effective path length in a leaf water model of oxygen isotope enrichment, *Plant, Cell and Environment*, 36, 1338–1351, <https://doi.org/10.1111/pce.12063>, 2013.
- Song, X., Chen, Y., Helliker, B. R., Tang, X., Li, F., and Zhou, Y.: Strong evidence for the need of correcting extraction bias in an early study of ecohydrological separation, *Proceedings of the National Academy of Sciences of the United States of*
- 490 *America*, 118, Article: e2103604118, <https://doi.org/10.1073/pnas.2103604118>, 2021.



- Sprenger, M., Leistert, H., Gimbel, K., and Weiler, M.: Illuminating hydrological processes at the soil-vegetation-atmosphere interface with water stable isotopes, *Review of Geophysics*, 54, 674–704, 2016.
- Steppe, K., Sterck, F., and Deslauriers, A.: Diel growth dynamics in tree stems: Linking anatomy and ecophysiology, *Trends in Plant Science*, 20, 335–343, <https://doi.org/10.1016/j.tplants.2015.03.015>, 2015.
- 495 Steppe, K., Vandegehuchte, M. W., Van de Wal, B. A. E., Hoste, P., Guyot, A., Lovelock, C. E., and Lockington, D. A.: Direct uptake of canopy rainwater causes turgor-driven growth spurts in the mangrove *Avicennia marina*, *Tree Physiology*, 38, 979–991, 2018.
- Vargas, A. I., Schaffer, B., Yuhong, L., and Sternberg, L. da S. L.: Testing plant use of mobile vs immobile soil water sources using stable isotope experiments, *New Phytologist*, 215, 582–594, <https://doi.org/10.1111/nph.14616>, 2017.
- 500 Vergeynst, L. L., Dierick, M., Bogaerts, J. A. N., Cnudde, V., and Steppe, K.: Cavitation: A blessing in disguise? New method to establish vulnerability curves and assess hydraulic capacitance of woody tissues, *Tree Physiology*, 35, 400–409, <https://doi.org/10.1093/treephys/tpu056>, 2015.
- Vesala, T., Sevanto, S., Grönholm, T., Salmon, Y., Nikinmaa, E., Hari, P., and Hölttä, T.: Effect of leaf water potential on internal humidity and CO₂ dissolution: reverse transpiration and improved water use efficiency under negative pressure, *Frontiers in Plant Science*, 8, 1–10, <https://doi.org/10.3389/fpls.2017.00054>, 2017.
- 505 Wang, A., Siegwolf, R. T. W., Joseph, J., Thomas, F. M., Werner, W., Gessler, A., Rigling, A., Schaub, M., Saurer, M., Li, M.-H., and Lehmann, M. M.: Effects of soil moisture, needle age and leaf morphology on carbon and oxygen uptake, incorporation and allocation: a dual labeling approach with ¹³CO₂ and H₂¹⁸O in foliage of a coniferous forest, *Tree Physiology*, 41, 50–62, 2021.
- 510 Zhao, L., Wang, L., Cernusak, L. A., Liu, X., Xiao, H., Zhou, M., and Zhang, S.: Significant difference in hydrogen isotope composition between xylem and tissue water in *Populus euphratica*, *Plant, Cell & Environment*, 39, 1848–1857, <https://doi.org/10.1111/pce.12753>, 2016.
- Zimmermann, U., Ehhalt, D., and Muennich, K. O.: Soil-water movement and evapotranspiration: changes in the isotopic composition of the water, *Isotopes in hydrology. Proceedings of a symposium*, 567–585, 1967.

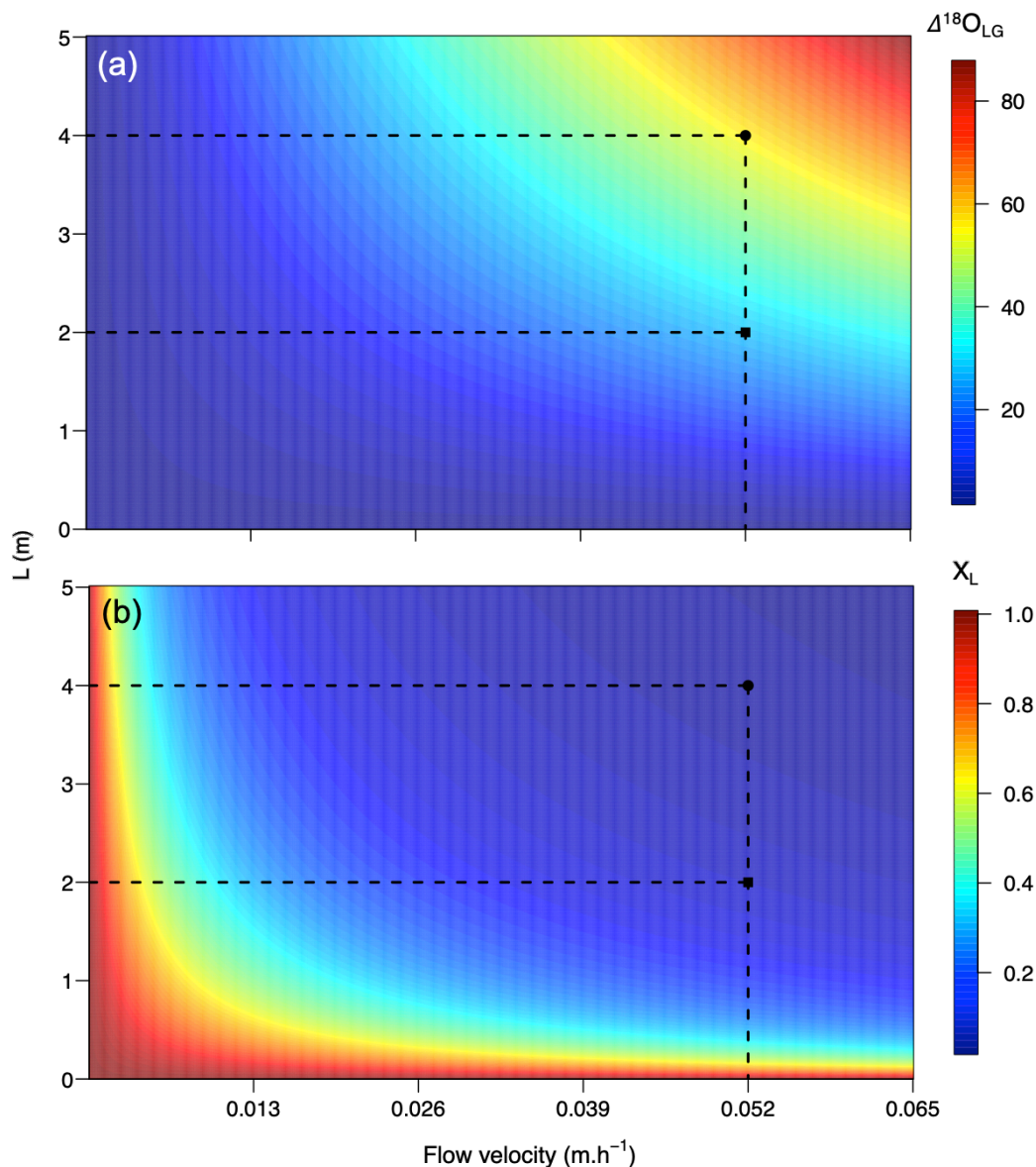


Figures

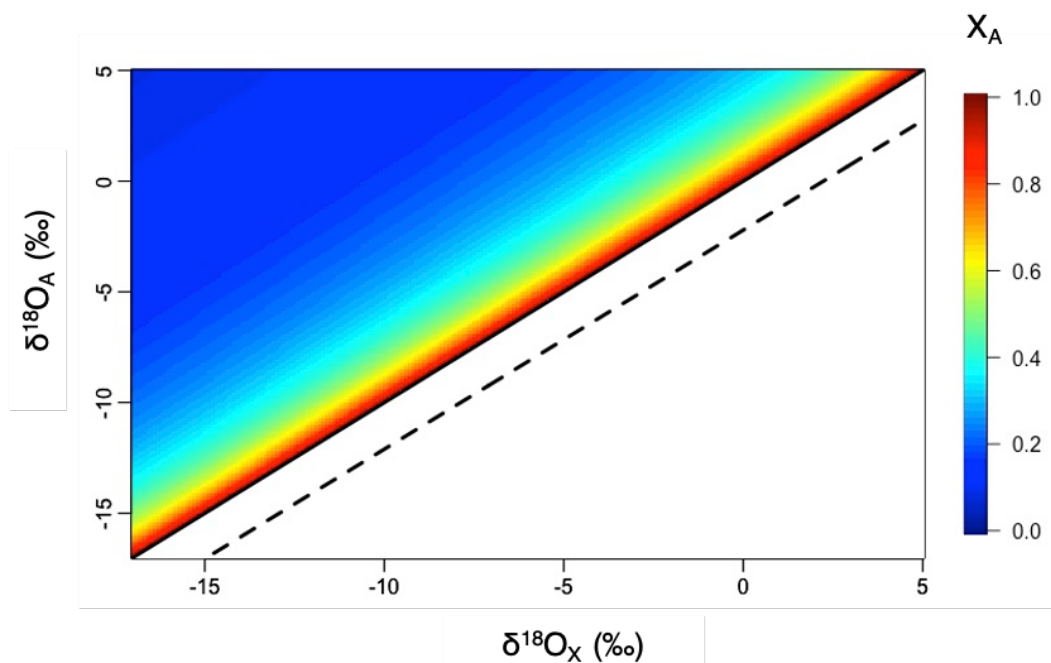


520

Figure 1: $\delta^{18}\text{O}$ and $\delta^2\text{H}$ biplot based on a global meta-analysis. Blue and green dots represent the average values of groundwater and plant xylem water per paper, respectively. Error bars indicate the mean \pm standard error. Black dashed line indicates the global meteoric water line, while blue and green dashed lines indicate the trend for groundwater and plant xylem water, respectively. Shaded areas indicate the standard error for the trend in groundwater and plant xylem water. Black lines connect groundwater and plant xylem water from the same study.



525 Figure 2: (a) Isotopic $\delta^{18}\text{O}$ enrichment of the bulk leaf water compared to water absorbed by the plant from groundwater ($\Delta^{18}\text{O}_{\text{LG}}$)
and (b) the volume fraction of water found in the xylem coming from leaf water (X_L) as a function of flow velocity (V) and effective
530 path length (L) based on an average observed difference in Isotopic $\delta^{18}\text{O}$ signature between xylem water and groundwater of 2.21‰
(Fig. S1). Example illustrated by dashed line: for a flow velocity of 0.052 m.h⁻¹ and a path length of 4 m, $\Delta^{18}\text{O}_{\text{LG}}$ should be 56‰ and
 X_L 4% to result in the observed difference of 2.21‰ ($\Delta^{18}\text{O}_{\text{XG}}$). When reducing the effective path length to 2 m, X_L increases to 8%
and $\Delta^{18}\text{O}_{\text{LG}}$ decreases to 28‰.



535 **Figure 3: Isotopic $\delta^{18}\text{O}$ composition of an alternative water source ($\delta^{18}\text{O}_A$) and the proportion in xylem water originating from this alternative water source (X_A) as a function of the difference between the isotopic $\delta^{18}\text{O}$ signature of xylem water ($\delta^{18}\text{O}_X$; full line) and groundwater (dashed line) based on the meta-analysis indicating $\delta^{18}\text{O}_G = 0.99 \delta^{18}\text{O}_X - 2.21$ (Fig. S1).**

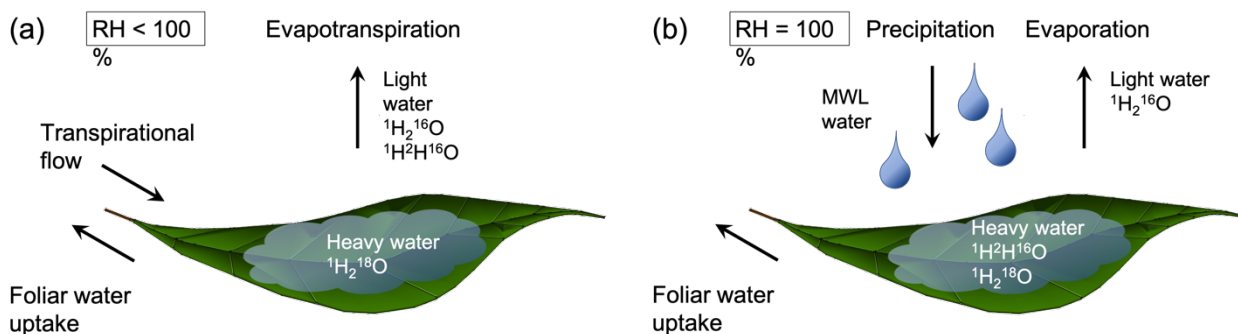


Figure 4: Isotopic fractionation of water molecules on a wet leaf surface, during a relative humidity (RH) (a) below and (b) equal to 100 %.

540