

Design of an Artificial Neural Network (BPNN) to Predict the Content of Silicon Oxide (SiO₂) based on the Values of the Rock Main Oxides: Glass Factory Feed Case Study

Hamed Nazerian
University of
Catania, Catania,
Italy

Adel Shirazy
Faculty of Mining
Engineering,
Amirkabir University
of Technology,
Tehran, Iran

Aref Shirazi
Faculty of Mining
Engineering,
Amirkabir University
of Technology,
Tehran, Iran

Ardeshir Hezarkhani
Faculty of Mining
Engineering,
Amirkabir University
of Technology,
Tehran, Iran

Abstract: Artificial neural network (ANN) is one of the practical methods for prediction in various sciences. In this study, which was carried out on Glass and Crystal Factory in Isfahan, the amount of silica purification used in industry has been investigated according to its analyses. In this discussion, according to the artificial neural network algorithm back propagation neural network (BPNN), the amount of silica (SiO₂) was predicted according to rock main oxides in chemical analysis. These studies can be used as a criterion for estimating the purity for use in the factory due to the high accuracy obtained.

Keywords: artificial neural network (ANN), back propagation neural network (BPNN), silica (SiO₂), mineral processing, prediction, Glass and Crystal Factory.

1. INTRODUCTION

From the nineteenth century, simultaneously but separately, neuropsychologists tried to learn the system and analyze the brain. The other mathematicians tried to discover a mathematical model built to learn and analyze issues. The first attempt in the same building using a logical model and Walter Pitts was made by Mac Klvk basic building blocks of most networks today by artificial neural. The hypothesis about the function of neurons provides this performance-based model of input and output establishment. If the sum of the inputs is greater than the threshold value, the so-called neurons get into an Excited state. The result of this model is the implementation of simple functions. [1-6]

Not only neuropsychologists but also psychologists and engineers tried to develop a network of nerves. In 1958, the Perceptron network was introduced by Rosenblatt. This network was like the previously modeled units. Perceptron has three layers, and a middle layer serves as the bond layer Known. The system also can learn to apply the corresponding random data input-output. [7-10] [11-13]

Other system linear model neurons comparative to that in 1960 by Widrow-Hoff (Stanford University) was the first network of nerve employed in the real issues were. Adaline A simple electronic device that component consisted method used to train with the perception was different. [2, 3, 10, 14-16]

Minsky and Papert wrote a book in 1969 that limits the single-layer and multi-layer Perceptron system described. This book results from prejudice and cuts capital investment for research on the same network nerve. They can solve any problem with the perception that the design is not attractive. Investigations in this field for many years stopped. [17-26]

Despite the general enthusiasm and capital investment available to its minimum, some researchers to build machines that can solve problems such as pattern recognition Have continued, including network Grabs entitled Avalanche For continuous speech recognition and robot hand control. He also co-founded ART networks with Carpenter, which differed from natural models. Anderson and Cohennon were also people who developed learning techniques. Verbal in 1974 Post-publication training method (Back Propagation) The error was that a multi-layer perceptron network was, of course, with stricter training rules. [27-36]

The progress that was achieved in 1970 and 1980 to draw attention to the network of the nerve was very important. Some factors are also involved in escalating this issue, including books and conferences of range for people in a variety presented. Today, too, there are many developments in technology ANN Created is. [37-39]

2. FACTORY AND ITS LOCATION

Isfahan Crystal and Glass Factory are located six kilometers from Isfahan's beautiful and historical city in Dolatabad. The factory was built on land with more than 90,000 square meters, with about 500 staff. This factory has various technical, research, design and development, production, mold making, repair, quality control, packaging, goods clearance, and administrative affairs. The factory's production unit consists of two relatively large furnaces with a daily melting capacity of 65 tons and nine production lines. Except for one line in which the press-wind method is used to produce goods, all other lines use the press method. Isfahan Crystal and Glass Factory continuously produce about 300,000 pieces daily with a total capacity. Utilizing the most advanced production methods and modern equipment, machinery, and equipment from countries such as Germany, Italy, and Switzerland,

which are the pioneers of the crystal and glass industry in the world, as well as the presence of young, outstanding, and experienced people in different factory units. It can be considered as one of the main reasons for the success of Isfahan Crystal and Glass Company in producing and introducing one of the best and most well-known crystal products among Iranian families. (Figure 1)



Figure 1 : a view of glass and crystal factory production line.

3. DISCUSSION

According to the copper processing plant data, which was analyzed 43 times in different conditions, The amount of silica oxide was estimated by the rock main oxides in the table 1.

Table 1 : The Rock Main Oxides which used in SiO₂ Content Prediction.

SiO ₂	CaO	Al ₂ O ₃	MgO	Fe ₂ O ₃	Na ₂ O	K ₂ O	MnO
------------------	-----	--------------------------------	-----	--------------------------------	-------------------	------------------	-----

After reviewing the data in MATLAB software, the results of this survey were presented in the form of the following graphs (Figures 2-5):

Figure 2 : Regression of Train Data Set.

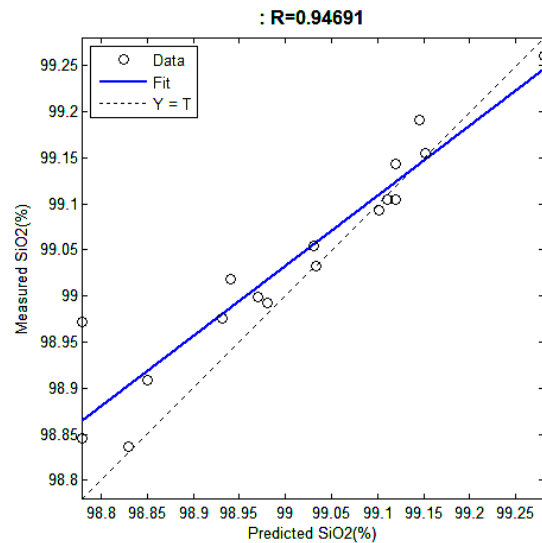


Figure 3 : Regression of Test Data Set.

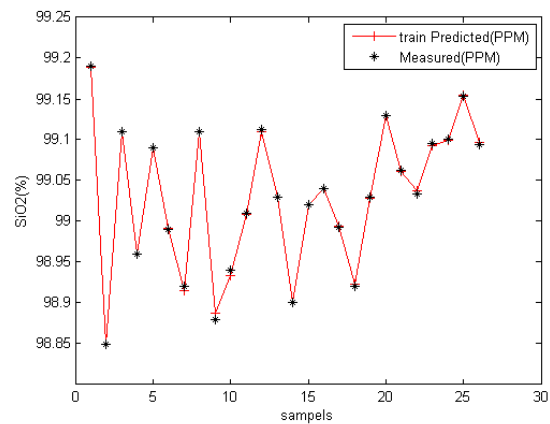


Figure 4 : Predicted and Actual Values of Train Data

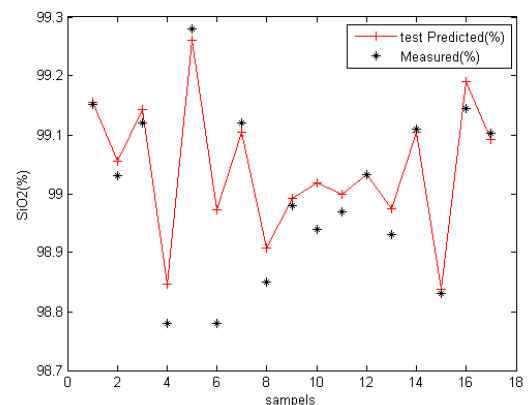
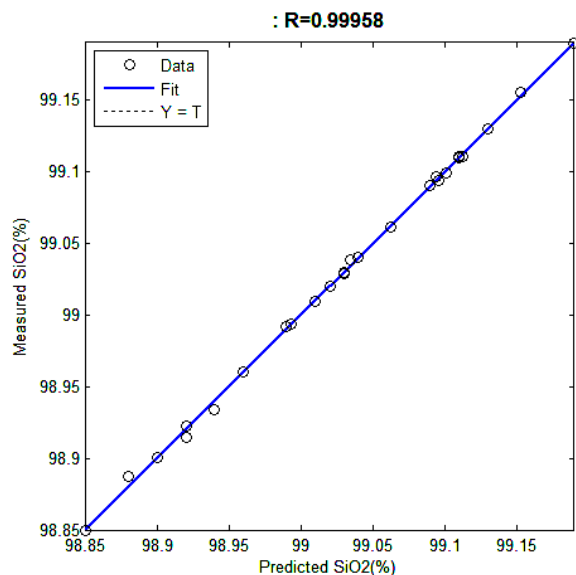


Figure 5 : Predicted and Actual Values of Test Data.



4. CONCLUSION

Place Artificial neural network (ANN) is one of the practical methods for prediction in various sciences. In this study, which was carried out on Glass and Crystal Factory feed, the amount of silica purification used in industry has been investigated according to its analyses. In this discussion, according to the artificial neural network algorithm back propagation neural network (BPNN), the amount of silica (SiO₂) was predicted based on rock main oxides in chemical analysis. This study shows 99.9% accuracy of silica prediction for train data and 94% optimum accuracy for the prediction of test data. Due to the desired percentage, this study can predict the amount of silica in this plant.

5. REFERENCES

- [1] Adel, S., Z. Mansour, and H. Ardeshir, *Geochemical behavior investigation based on k-means and artificial neural network prediction for titanium and zinc, Kivi region, Iran*. Известия Томского политехнического университета. Инжиниринг георесурсов, 2021. **332**(3): p. 113-125.
- [2] Shirazy, A., et al., *Investigation of Magneto-/Radio-Metric Behavior in Order to Identify an Estimator Model Using K-Means Clustering and Artificial Neural Network (ANN)(Iron Ore Deposit, Yazd, IRAN)*. Minerals, 2021. **11**(12): p. 1304.
- [3] Shirazy, A., M. Ziaii, and A. Hezarkhani, *Geochemical Behavior Investigation Based on K-means and Artificial Neural Network Prediction for Copper, in Kivi region, Ardabil province, IRAN*. Iranian Journal of Mining Engineering, 2020. **14**(45): p. 96-112.
- [4] Rolon, L., et al., *Using artificial neural networks to generate synthetic well logs*. Journal of Natural Gas Science and Engineering, 2009. **1**(4-5): p. 118-133.
- [5] Abraham, A., *Artificial neural networks*. Handbook of measuring system design, 2005.
- [6] Specht, D.F., *A general regression neural network*. IEEE transactions on neural networks, 1991. **2**(6): p. 568-576.
- [7] Khosravi, V., et al., *Hybrid Fuzzy-Analytic Hierarchy Process (AHP) Model for Porphyry Copper Prospecting in Simorgh Area, Eastern Lut Block of Iran*. Mining, 2022. **2**(1): p. 1-12.
- [8] Shirazy, A., et al., *Geophysical study: Estimation of deposit depth using gravimetric data and Euler method (Jalalabad iron mine, kerman province of IRAN)*. Open Journal of Geology, 2021.
- [9] Shirazy, A., A. Shirazi, and H. Nazerian, *Application of Remote Sensing in Earth Sciences—A Review*. International Journal of Science and Engineering Applications, 2021. **10**: p. 45-51.
- [10] Khayer, K., et al., *Determination of Archie's Tortuosity Factor from Stoneley Waves in Carbonate Reservoirs*. International Journal of Science and Engineering Applications (IJSEA), 2021. **10**: p. 107-110.
- [11] Mbianya, G.N., et al., *Remote sensing satellite-based structural/alteration mapping for gold exploration in the Ketté goldfield, Eastern Cameroon*. Journal of African Earth Sciences, 2021: p. 104386.
- [12] Heil, J., et al., *Advantages of fuzzy k-means over k-means clustering in the classification of diffuse reflectance soil spectra: A case study with West African soils*. Geoderma, 2019. **337**: p. 11-21.
- [13] Nazerian, E. and F. Tahami. *Optimum Design of Planar Transformer for LLC Resonant Converter using metaheuristic method*. in *IECON 2019-45th Annual Conference of the IEEE Industrial Electronics Society*. 2019. IEEE.
- [14] Shirazy, A., et al., *Investigation of Geochemical Sections in Exploratory Boreholes of Mesgaran Copper Deposit in Iran*. International Journal for Research in Applied Science and Engineering Technology (IJRASET), 2021. **9**(8): p. 2364-2368.
- [15] Shirazy, A., et al., *Geostatistical and remote sensing studies to identify high metallogenic potential regions in the Kivi area of Iran*. Minerals, 2020. **10**(10): p. 869.
- [16] Shirazi, A. and A. Shirazy, *Introducing Geotourism Attractions in Toroud Village, Semnan Province, Iran*. International Journal of Science and Engineering Applications, 2020. **9**(6): p. 79-86.
- [17] Doodran, R.J., et al., *Minimalization of Ash from Iranian Gilsonite by Froth Flotation*. Journal of Minerals and Materials Characterization and Engineering, 2020. **9**(1): p. 1-13.
- [18] Khakmardan, S., et al., *Evaluation of Chromite Recovery from Shaking Table Tailings by Magnetic Separation Method*. Open Journal of Geology, 2020. **10**(12): p. 1153-1163.
- [19] Shirazy, A., *Behavior of Gold, Arsenic, and Antimony Elements: K-Means Method, Matlab, and SPSS-Software*. 2020: GRIN Verlag.
- [20] Shirazy, A., et al., *Geochemical and geostatistical studies for estimating gold grade in tarq prospect area by k-means clustering method*. Open Journal of Geology, 2019. **9**(6): p. 306-326.
- [21] Shirazi, A., et al., *Remote sensing studies for mapping of iron oxide regions, South of Kerman, Iran*. International Journal of Science and Engineering Applications, 2018. **7**(4): p. 45-51.
- [22] Shirazi, A., A. Shirazy, and J. Karami, *Remote sensing to identify copper alterations and promising regions, Sarbishe, South Khorasan, Iran*. International Journal of Geology and Earth Sciences, 2018. **4**(2): p. 36-52.
- [23] Shirazy, A., Hezarkhani, A. , Shirazi, A. , Khakmardan, S. & Rooki, R. , *K-Means Clustering and General Regression Neural Network Methods for Copper Mineralization probability in Chahar-Farsakh, Iran* . Geological Bulletin of Turkey, 2022. **1**(65): p. 114. DOI: 10.25288/tjb.1010636.
- [24] Zemanek, J., et al. *Continuous acoustic shear wave logging*. in *SPWLA 25th Annual Logging Symposium*. 1984. OnePetro.
- [25] Mandelbrot, B.B., D.E. Passoja, and A.J. Paullay, *Fractal character of fracture surfaces of metals*. Nature, 1984. **308**(5961): p. 721-722.
- [26] Neasham, J.W. *The morphology of dispersed clay in sandstone reservoirs and its effect on sandstone shaliness, pore space and fluid flow properties*. in *SPE Annual Fall Technical Conference and Exhibition*. 1977. OnePetro.
- [27] Shirazi, A., et al., *Geostatistics studies and geochemical modeling based on core data, sheytoor iron deposit,*

- Iran. Journal of Geological Resource and Engineering, 2018. **6**: p. 124-133.
- [28] Alahgholi, S., A. Shirazy, and A. Shirazi, *Geostatistical studies and anomalous elements detection, Bardaskan Area, Iran*. Open Journal of Geology, 2018. **8**(7): p. 697-710.
- [29] Khakmardan, S., et al., *Copper oxide ore leaching ability and cementation behavior, mesgaran deposit in Iran*. Open Journal of Geology, 2018. **8**(09): p. 841.
- [30] Shirazi, A., et al., *Introducing a software for innovative neuro-fuzzy clustering method named NFCMR*. Global Journal of Computer Sciences: theory and research, 2018. **8**(2): p. 62-69.
- [31] Shirazi, A., et al., *Exploration Geochemistry Data-Application for Cu Anomaly Separation Based On Classical and Modern Statistical Methods in South Khorasan, Iran*. International Journal of Science and Engineering Applications, 2018. **7**: p. 39-44.
- [32] Bu, Y.-Y., et al., *Magnetic field induced lattice ground states from holography*. Journal of High Energy Physics, 2013. **2013**(3): p. 1-29.
- [33] Tang, X., D. Patterson, and L. Wu. *Measurement of formation permeability using Stoneley waves from an LWD acoustic tool*. in *SPWLA 50th Annual Logging Symposium*. 2009. OnePetro.
- [34] Pignatelli, A., I. Nicolosi, and M. Chiappini, *An alternative 3D inversion method for magnetic anomalies with depth resolution*. Annals of Geophysics, 2006. **49**(4-5).
- [35] Tang, X. and D. Patterson. *Estimating Formation Permeability And Anistoropy From Borehole Stoneley Waves*. in *SPWLA 45th Annual Logging Symposium*. 2004. OnePetro.
- [36] Endo, T., et al. *Fracture and permeability evaluation in a fault zone from sonic waveform data*. in *SPWLA 38th Annual Logging Symposium*. 1997. OnePetro.
- [37] Shirazy, A., A. Shirazi, and A. Hezarkhani, *Predicting gold grade in Tarq 1: 100000 geochemical map using the behavior of gold, Arsenic and Antimony by K-means method*. Journal of Mineral Resources Engineering, 2018. **2**(4): p. 11-23.
- [38] Shirazy, A., et al., *Exploratory Remote Sensing Studies to Determine the Mineralization Zones around the Zarshuran Gold Mine*. International Journal of Science and Engineering Applications, 2018. **7**(9): p. 274-279.
- [39] Ширази, А., et al., *ИССЛЕДОВАНИЕ ГЕОХИМИЧЕСКОГО ПОВЕДЕНИЯ ТИТАНА И ЦИНКА НА ОСНОВЕ МЕТОДА К-СРЕДНИХ И ИСКУССТВЕННЫХ НЕЙРОННЫХ СЕТЕЙ ДЛЯ ПРОГНОЗИРОВАНИЯ НОВЫХ ПЛОЩАДЕЙ, РЕГИОН КИВИ, ИРАН*. Izvestiya Tomskogo Politekhnicheskogo Universiteta Inziniring Georesursov, 2021. **332**(3): p. 113-125.