

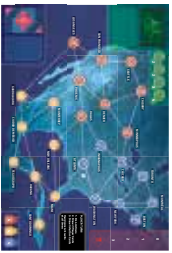
PANDEMIC[®] HOT ZONE[™] NORTH AMERICA

In **Pandemic: Hot Zone–North America**, you are members of a specialized disease-fighting team. Using your unique skills, you must work together to stop the spread of diseases across North America while working to discover the cures.

CONTENTS & ASSEMBLY

You will need:

- 17 sheets of paper (A4 or US Letter)
- Miscellaneous small objects to use as disease cubes, player pawns, and other markers (see below).



1 Game Board



38 Player Cards

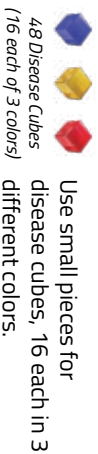
The 24 City cards, 3 Epidemic cards, 4 Event cards, and 7 Crisis cards all have the same Player card back. The 24 Infection cards have a separate Infection card back.



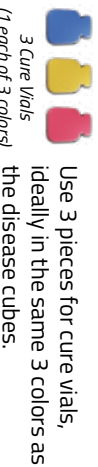
24 Infection Cards

4 Reference Cards

4 Character Cards



48 Disease Cubes
(16 each of 3 colors)



3 Cure Vials
(1 each of 3 colors)



4 Player Pawns
(1 each of 4 colors)

Use 4 different-colored pieces as player pawns.



1 Infection Rate marker

Use 2 different pieces for the Infection Rate and Outbreak markers.

1 Outbreak marker

CREDITS

Game Design: Matt Leacock

Producer: Michael Sanfilippo

Editing: Justin Kempainen, Steven Kimball

Graphic Design: Dan Gerlach, Samuel R. Shimota

Cover Art: Atha Kanaani

Character Art: Chris Quilliams

Art Direction: Bree Lindsoe

Managing Art Director: Samuel R. Shimota

Managing Game Designer: Justin Kempainen

Publisher: Steven Kimball

Playtesters: Jeff & Sarah Erwin, Bree Lindsoe, Kahla Gleason, Jasmine Radue

Special thanks to Donna Leacock, Hillary Carey, Chris & Kim Farrell, Rich Fulcher, Ken Tidwell, Corbin Nash, Jim Cote, Steve Duff, Wei-Hwa Huang, & for additional testing, Beth Heile & John Knoerzer.

Very special thanks to Tom Lehmann for his assistance.

Z-Man Games is committed to diverse representation and accessible gaming for all. If you have any concerns or suggestions, please contact us through our website.

DIFFERENCES FROM PANDEMIC

If you've played the original **Pandemic**, **Pandemic: Hot Zone** differs as follows:

- There are only 3 diseases (instead of 4).
- During setup, the number of cards drawn is slightly different.
- To discover a cure, players need only 4 cards (instead of 5).
- There is only 1 research station (in Atlanta). Players can't build more research stations or take shuttle flights.
- There are only 3 Epidemic cards in the player deck, and all of them are used every game.
- Diseases cannot be eradicated.
- The Researcher and Dispatcher effects are slightly altered.
- Crisis cards can be added to increase the difficulty.

Z-MAN[®]
games

1995 County Road B2 West
Roseville MN 55113 USA
(651) 639-1905
info@ZManGames.com



© 2020 Z-Man Games. Pandemic and Z-Man Games are © of Z-Man Games. Hot Zone is a TM of Z-Man Games. Gamegenic and the Gamegenic logo are TM® and © Gamegenic GmbH, Germany. Actual components may vary from those shown.

SETUP

1. Place the board within easy reach of all players. Sort the disease cubes and cure vials by color and place them near the board.
 2. Place the Outbreak and Infection Rate markers at the start of their respective tracks, as shown.
 3. Give each player 1 reference card. Give 1 random Character card to each player with a matching color pawn. Each player places their pawn on Atlanta. Return any unused reference cards, Character cards, and pawns to the box.
 4. There are 24 Player cards with city names on them, and 4 cards labeled "Event." Shuffle these 28 cards together and deal 2 faceup to each player (3 each if you have only 2 players).
 5. Shuffle the Infection deck and place it facedown on the board.
 6. The player with the highest city population on a card in their hand takes the first turn.
- Then, divide the rest of these cards into **3 facedown piles (as evenly as possible)**. Shuffle **1 Epidemic card** facedown into each pile. **Stack these piles** to form the Player deck (smaller piles on the bottom, if any) and place the deck on the board.
- The Crisis cards add optional challenge, but they are not used during your first game; return them to the box. When you have experience with the game, if you wish to play with Crisis cards, see "Crisis Cards" on page 7 for rules and setup.



KEY CONCEPTS

COOPERATION

Pandemic: Hot Zone—North America is a cooperative game: all the players are on the same team and win or lose together. Each member of your team has a character with special abilities to help your team succeed, and each player keeps their hand faceup in front of them so that all players can see each other's cards.

Players can discuss and freely give each other advice. Everyone should offer opinions and ideas, but each player decides for themselves what to do during their turn.

DISEASES

There are 3 different diseases threatening North America, each identified by its own color and represented on the board by cubes.



Each city on the board has a matching Infection card. When an Infection card is drawn, place a cube in the matching city to represent the spread of disease there.

Disease cubes must be treated promptly; if the diseases spread out of control, you will lose the game.

PLAYER CARDS

Each player has a hand of Player cards, including City cards and Event cards. During the game, you discard City cards to accomplish certain goals and play Event cards for their unique effects; make sure to place any played or discarded Player cards in the Player discard pile.



Hand Size

A hand size of 6 cards applies **at all times**. Whether it is your turn or not, if you ever have more than 6 cards in your hand, you must discard City cards or play Event cards until you have only 6 cards left.

PLAYER TURNS

Players take turns in clockwise order, following these steps each turn. The first time you play, don't feel like you have to read the rules cover-to-cover and remember everything. Instead, you can read the rules for each step, then play that step, checking the rules as necessary if you have any questions.

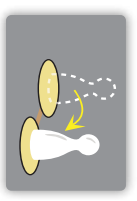
1. Do 4 Actions
2. Draw 2 Player Cards
3. Draw Infection Cards

1. DO 4 ACTIONS

You can do up to 4 actions each turn. You can do the same action multiple times on the same turn. Actions are summarized on the double-sided reference cards. Some characters have actions only they can do.

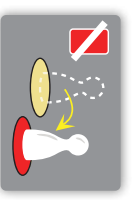
Drive/Ferry

Move your pawn to a city connected by a line to your city.



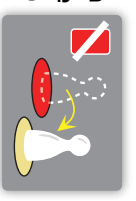
Direct Flight

Discard a City card from your hand to move to the city shown on that card.



Charter Flight

Discard the City card from your hand that **shows the city you are in** to move to any city.



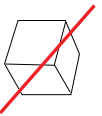


FLIGHT EXAMPLE

Bridget is in Havana and wants to get to San Francisco to Treat Disease. She has the Indianapolis and Dallas City cards in hand. During her turn, she does the Direct Flight action and discards the Indianapolis card to move directly to Indianapolis, Drives to Dallas, then does the Charter Flight action and discards the Dallas card to move directly to San Francisco.

Treat Disease

Remove 1 disease cube from your city, returning it to the supply.



If this disease color has been cured (see "Discover a Cure" to the right), remove **all** cubes of that color from your city instead.

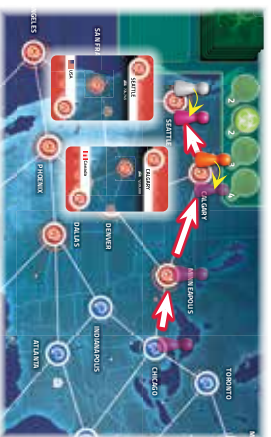
Share Knowledge

If there is another player in your city and **both players agree**, you can do one of the following:



- Give the City card **matching your city** to that player.
- Take the City card **matching your city** from that player.

Reminder: Any time you get a card, check to be sure you have not exceeded the hand size of 6 cards.

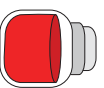


SHARE KNOWLEDGE EXAMPLE

Bridget is in Calgary with the Calgary City card in hand, and **Char** is in Seattle with the Seattle City card in hand. On his turn, **Alan** Drives twice from Chicago to Calgary, does the Share Knowledge action to take the Calgary City card from **Bridget**, then Drives to Seattle. On their turn, **Char** can do the Share Knowledge action to give the Seattle City card to **Alan**. During each Share Knowledge action, both players agree to give or take the card.

Discover a Cure

You must be in Atlanta to do this action. Discard **4 City cards of the same color** from your hand to discover the cure for that disease. Place the matching cure vial onto its cure space on the board.



Curing diseases is how you win the game; you must cure all 3 diseases to win. Curing diseases makes the Treat Disease action more effective against that disease, but keep in mind:

- Curing a disease **does not** immediately remove cubes already on the board.
- Curing a disease **does not** prevent new cubes from being placed on the board.

2. DRAW 2 PLAYER CARDS

After doing actions, draw the top 2 cards together from the Player deck. If there are not enough cards left in the deck to draw 2 cards, **do not** shuffle the Player discard pile to form a new deck. The game immediately ends and all players lose (see "Losing and Winning" on page 6).

Epidemic Cards

If your draw includes any Epidemic cards, immediately do the following:

- Increase:** Move the Infection Rate marker 1 space to the right on its track.



- Infect:** Draw the **bottom card** from the Infection deck and place 3 matching cubes on that city.



If that city would have 4 or more cubes of the same color, fill it to 3 cubes instead, then an outbreak occurs (see "Outbreaks" to the right). Discard the Infection card to the Infection discard pile.

- Intensify:** Shuffle all cards in the Infection discard pile, **including the card drawn from the bottom** during the "Infect" step, and place them facedown on top of the Infection deck.

After resolving Epidemic cards, return them to the box. If you draw 2 Epidemic cards at once, do the 3 steps above, then repeat them. Epidemic cards are not drawn into your hand and do not count toward your hand size. **Do not draw another card to replace an Epidemic card.**

3. DRAW INFECTION CARDS

One at a time, flip over a **number of Infection cards equal to the current infection rate** (indicated by the Infection Rate track). For each flipped card, **infect** the matching city and discard the card to the Infection discard pile.



To infect a city, place **1 matching cube** on that city. If the city already has 3 cubes of that color, do not place a fourth cube. Instead, an outbreak occurs in the city (see "Outbreaks" below).

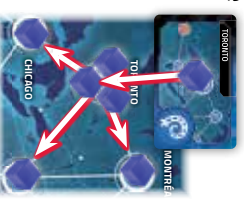


If you need to place a cube, but there are no cubes of that color left in the supply, the game immediately ends and all players lose (see "Losing and Winning" on page 6).

It is rare but possible for the Infection deck to run out of cards. If it does, shuffle the Infection discard pile to form a new deck.

Outbreaks

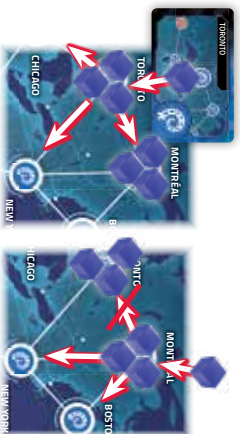
If you would place a **fourth cube of the same color** on a city, an outbreak of that color occurs instead. **Do not place a fourth cube in the outbreaking city.** When an outbreak occurs, move the Outbreak marker down 1 space on the Outbreak track. Then, place 1 cube of the outbreaking disease on each city connected to the outbreaking city.



Chain Reaction Outbreaks

While resolving an outbreak, if you add a cube to a city that already has 3 cubes of that color, do not place a fourth cube. Instead, after you resolve the outbreak in the current city, a chain reaction outbreak occurs in each of those cities.

When a chain reaction outbreak occurs, move the Outbreak marker down 1 space. Then, place cubes in the connected cities. Do not add a cube or advance the outbreak marker for any cities that already had an outbreak or chain reaction outbreak while resolving the current Infection card.



CHAIN OUTBREAK EXAMPLE


Toronto and Montréal both have 3 blue cubes on them. During the “Draw Infection Cards” step, the Toronto Infection card is drawn. Instead of placing a fourth cube on Toronto, a blue outbreak occurs. Blue cubes are placed on New York and Chicago, and instead of placing a fourth cube on Montréal, a chain reaction outbreak occurs in Montréal. Blue cubes are placed on Boston and New York, but not on Toronto, because Toronto has already had an outbreak while resolving this Infection card.

TURN END

After drawing and resolving Infection cards, your turn ends, and the player to your left takes the next turn.

EVENT CARDS

Players can play Event cards at any time, even during other players’ turns. Playing an Event card is not an action, and the player who plays the card chooses how it is used.



Event cards cannot be played while you are already resolving a card. This means that once an Infection card is drawn, it’s too late to play an Event card to stop that cube from being placed (or an outbreak occurring).

LOSING & WINNING

The game immediately ends and **all players lose** if any of the following occur:

- The Outbreak marker reaches the last space of the Outbreak track.
- You need to place a cube on the board, but there are no cubes of that color left in the supply.



- You do the “Draw 2 Player Cards” step, but there are not enough cards left in the deck before drawing (either 1 or 0 cards are left).

When the cures for all 3 diseases have been discovered, the players **immediately win the game!**

You do not need to remove all cubes from the board to win. After your team discovers the cures for the diseases, local doctors are able to treat anyone still affected by them with the cures your team discovered.

CRISIS CARDS

After you have played the game a few times using the basic rules, you can test your skills against dangerous and unpredictable Crisis cards.

SETUP

Shuffle all 7 Crisis cards facedown. During step 5 of setup, in addition to shuffling Epidemic cards into 3 separate piles, shuffle a number of Crisis cards facedown into each pile to adjust difficulty as follows:

- Standard difficulty: 1 Crisis card per pile.
 - Heroic difficulty: 2 Crisis cards per pile.
- Return the unused Crisis card(s) to the box without looking at them.



FINE POINTS

- If you draw an Epidemic or Crisis card on your turn, you do not draw a card to replace it.
- The hand size of 6 Player cards applies at all times. If you receive a card from another player or draw cards during your turn that give you more than 6 cards, you must play Event cards or discard City cards until you have only 6 cards in hand.
- You must be in Atlanta to do the Discover a Cure action.
- You win **immediately** when you discover the third cure. You do not need to remove the remaining cubes from the board.


- When an effect refers to “your city,” it means the city your pawn is currently in.
- Whenever an effect allows you to interact with another player during your turn (moving their pawn, giving/taking cards), both players must agree.

- Due to outbreaks, a city can have up to 3 cubes of each color on it.
- If the “Hot Spot” Crisis card would place cubes on a city that already has 1 or more cubes of that color, instead fill that city to 3 cubes, then an outbreak occurs.

CHARACTER


CLARIFICATIONS

- The Dispatcher’s second effect moves another player’s pawn to a city connected to **that player’s** city, not to a city connected to the Dispatcher’s city.
- The Medic’s automatic removal of cubes can occur on other players’ turns (such as if he is moved by the Dispatcher or the “Airlift” event).
- The Researcher’s effect is limited to **giving** any City card, not taking.




<p>INDIANAPOLIS 872,000 USA</p> <p>Print & Play Edition</p>	<p>CHICAGO 2,716,000 USA</p> <p>Print & Play Edition</p>	<p>TORONTO 2,732,000 Canada</p> <p>Print & Play Edition</p>	<p>MONTREAL 1,705,000 Canada</p> <p>Print & Play Edition</p>
--	---	--	---

















Four cards showing city names, population, and country. Each card features a map of the city with a network overlay of nodes and lines. Scissors icons are positioned to the left of each card, and a blue arrow points to the left from the first card.




<p>BOSTON 685,000 USA</p> <p>Print & Play Edition</p>	<p>NEW YORK 8,623,000 USA</p> <p>Print & Play Edition</p>	<p>WASHINGTON 694,000 USA</p> <p>Print & Play Edition</p>	<p>ATLANTA 486,000 USA</p> <p>Print & Play Edition</p>
--	--	--	---


Four cards showing city names, population, and country. Each card features a map of the city with a network overlay of nodes and lines. Scissors icons are positioned to the left of each card, and a blue arrow points to the left from the first card.



 GUADALAJARA 1,495,000	 NEW ORLEANS 393,000	 MIAMI 463,000	 HAVANA 2,130,000
  México	  USA	  USA	  Cuba
 Print & Play Edition	 Print & Play Edition	 Print & Play Edition	 Print & Play Edition



 SANTO DOMINGO 965,000	 TEGUCIGALPA 1,363,000	 CIUDAD DE MÉXICO 8,851,000	 MONTERREY 1,136,000
  República Dominicana	  Honduras	  México	  México
 Print & Play Edition	 Print & Play Edition	 Print & Play Edition	 Print & Play Edition




DALLAS
1,341,000
USA
Print & Play Edition

SEATTLE
724,745
USA
Print & Play Edition

MINNEAPOLIS
422,000
USA
Print & Play Edition

DENVER
705,000
USA
Print & Play Edition




CALGARY
1,239,000
Canada
Print & Play Edition

PHOENIX
1,626,000
USA
Print & Play Edition

SAN FRANCISCO
884,000
USA
Print & Play Edition

LOS ANGELES
3,990,000
USA
Print & Play Edition



CRISIS
HOT SPOT
Play immediately, then discard.



Draw the bottom card from the Infection deck and place 3 matching cubes on that city. Discard that card.

Print & Play Edition

CRISIS
LOGISTICS FAILURE
Play immediately, then discard.



Resolve the "Draw Infection Cards" step twice this turn. If the "One Quiet Night" event is played, resolve the step once instead.

Print & Play Edition

CRISIS
PLANES GROUNDED
Play immediately. Stays in play.



Players cannot do the Direct Flight or Charter Flight actions.

When the next Crisis card is drawn, discard this card.

Print & Play Edition


CRISIS
LIMITED OPTIONS
Play immediately. Stays in play.



Reduce players' hand size to 5 cards. Discard or play Event cards as needed.

When the next Crisis card is drawn, discard this card.

Print & Play Edition



CRISIS
SANITATION FAILURE
Play immediately, then discard.



Advance the Infection Rate marker (unless it is already at the end of the track).

Print & Play Edition


CRISIS
CONTAMINATION
Play immediately, then discard.



Choose 1 pawn and check the color of their city. Place 1 cube of that color on each connected city.

Print & Play Edition

CRISIS
UNACCEPTABLE LOSSES
Play immediately, then discard.



Draw the bottom card from the Infection deck. Return that Infection card and 3 matching cubes to the box.


Print & Play Edition

EVENT
BORROWED TIME
Play during "Do Actions" step. Not an action.



The current player can do 2 additional actions this turn.

Print & Play Edition



EVENT

AIRLIFT
Play at any time. Not an action.




Move 1 pawn to any city.

Print & Play Edition

EVENT

REMOTE TREATMENT
Play at any time. Not an action.



Return any 2 cubes from the board to the supply.

Print & Play Edition

EVENT

ONE QUIET NIGHT
Play at any time. Not an action.



Skip the "Draw Infection Cards" step this turn.

Print & Play Edition

! EPIDEMIC

- 1. INCREASE**
Advance the Infection Rate marker.
- 2. INFECT**
Draw the bottom card from the Infection deck and place 3 cubes on that city. Discard that card.
- 3. INTENSIFY**
Shuffle the cards in the Infection discard pile and put them on top of the Infection deck.

Print & Play Edition



ACTIONS Print & Play Edition

- Drive/Ferry**
Move to a connected city.
- Direct Flight**
Discard a City card to move directly to that city.
- Charter Flight**
Discard the City card matching your city to move directly to **any** city.

ACTIONS Print & Play Edition

- Drive/Ferry**
Move to a connected city.
- Direct Flight**
Discard a City card to move directly to that city.
- Charter Flight**
Discard the City card matching your city to move directly to **any** city.

! EPIDEMIC

- 1. INCREASE**
Advance the Infection Rate marker.
- 2. INFECT**
Draw the bottom card from the Infection deck and place 3 cubes on that city. Discard that card.
- 3. INTENSIFY**
Shuffle the cards in the Infection discard pile and put them on top of the Infection deck.

Print & Play Edition

! EPIDEMIC

- 1. INCREASE**
Advance the Infection Rate marker.
- 2. INFECT**
Draw the bottom card from the Infection deck and place 3 cubes on that city. Discard that card.
- 3. INTENSIFY**
Shuffle the cards in the Infection discard pile and put them on top of the Infection deck.

Print & Play Edition

ACTIONS Print & Play Edition

- Treat Disease**
Remove 1 disease cube from your city. If that disease is cured, remove **all** cubes of that color from your city. Instead.
- Share Knowledge**
Give or take the City card matching your city from a player in your city.
- Discover a Cure**
In Atlanta, discard 4 City cards of the same color to cure that disease.

ACTIONS Print & Play Edition

- Treat Disease**
Remove 1 disease cube from your city. If that disease is cured, remove **all** cubes of that color from your city. Instead.
- Share Knowledge**
Give or take the City card matching your city from a player in your city.
- Discover a Cure**
In Atlanta, discard 4 City cards of the same color to cure that disease.



GENERALIST

» You can do up to 5 actions on your turn.



Print & Play Edition

MEDIC

» When you do the Treat Disease action, remove all the cubes of 1 color.

» At any time, remove all the cubes of cured diseases in your city for free.



Print & Play Edition

ACTIONS Print & Play Edition

Drive/Ferry
Move to a connected city.

Direct Flight
Discard a City card to move directly to that city.

Charter Flight
Discard the City card matching your city to move directly to any city.

ACTIONS Print & Play Edition

Drive/Ferry
Move to a connected city.

Direct Flight
Discard a City card to move directly to that city.

Charter Flight
Discard the City card matching your city to move directly to any city.

ACTIONS Print & Play Edition

Treat Disease
Remove 1 disease cube from your city. If that disease is cured, remove all cubes of that color from your city instead.

Share Knowledge
Give or take the City card matching your city from a player in your city.

Discover a Cure
In Atlanta, discard 4 City cards of the same color to cure that disease.

ACTIONS Print & Play Edition

Treat Disease
Remove 1 disease cube from your city. If that disease is cured, remove all cubes of that color from your city instead.

Share Knowledge
Give or take the City card matching your city from a player in your city.

Discover a Cure
In Atlanta, discard 4 City cards of the same color to cure that disease.



DISPATCHER

» **Action:** Move any pawn directly to any other pawn's city.

» **Action:** Move another player's pawn to a connected city.



Print & Play Edition

RESEARCHER

» **Action:** Give a City card from your hand to another player in your city. The card does not need to match your city.



Print & Play Edition





Print & Play Edition

HAVANA

A map of Havana, Cuba, with a biohazard icon in a yellow circle. The map shows a network of lines connecting various points. A small red gear icon is visible in the top right corner of the map area.

Print & Play Edition

MIAMI

A map of Miami, Florida, with a biohazard icon in a yellow circle. The map shows a network of lines connecting various points. A small red gear icon is visible in the top right corner of the map area.

Print & Play Edition

NEW ORLEANS

A map of New Orleans, Louisiana, with a biohazard icon in a yellow circle. The map shows a network of lines connecting various points. A small red gear icon is visible in the top right corner of the map area.

Print & Play Edition

GUADALAJARA

A map of Guadalajara, Mexico, with a biohazard icon in a yellow circle. The map shows a network of lines connecting various points. A small red gear icon is visible in the top right corner of the map area.

Print & Play Edition

MONTERREY

A map of Monterrey, Mexico, with a biohazard icon in a yellow circle. The map shows a network of lines connecting various points. A small red gear icon is visible in the top right corner of the map area.

Print & Play Edition

CIUDAD DE MÉXICO

A map of Ciudad de México, Mexico, with a biohazard icon in a yellow circle. The map shows a network of lines connecting various points. A small red gear icon is visible in the top right corner of the map area.

Print & Play Edition

TEGUCIGALPA

A map of Tegucigalpa, Honduras, with a biohazard icon in a yellow circle. The map shows a network of lines connecting various points. A small red gear icon is visible in the top right corner of the map area.

Print & Play Edition

SANTO DOMINGO

A map of Santo Domingo, Dominican Republic, with a biohazard icon in a yellow circle. The map shows a network of lines connecting various points. A small red gear icon is visible in the top right corner of the map area.



DENVER

Print & Play Edition



MINNEAPOLIS

Print & Play Edition



SEATTLE

Print & Play Edition



DALLAS

Print & Play Edition



LOS ANGELES

Print & Play Edition



SAN FRANCISCO

Print & Play Edition



PHOENIX



Print & Play Edition

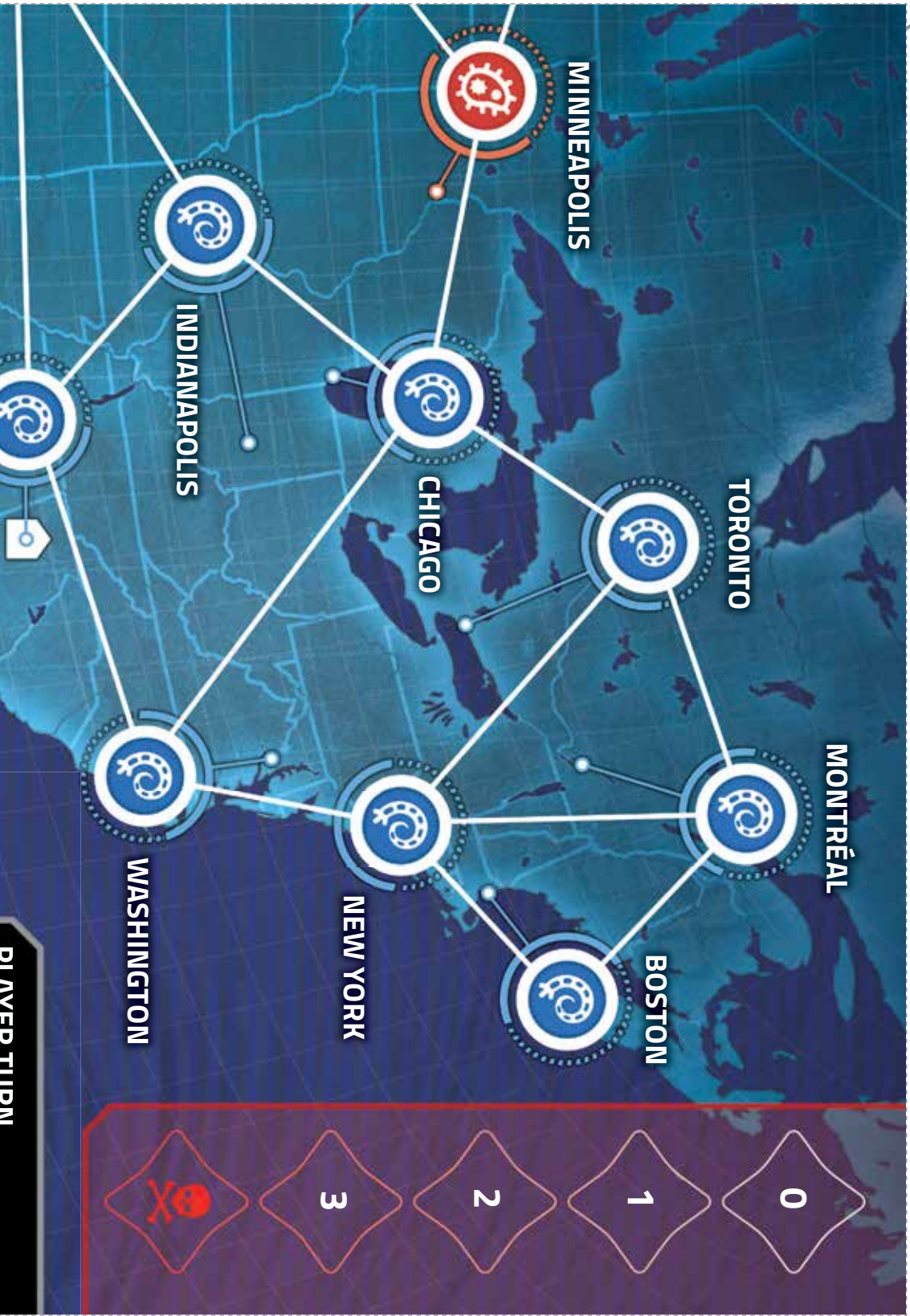


CALGARY


Print & Play Edition


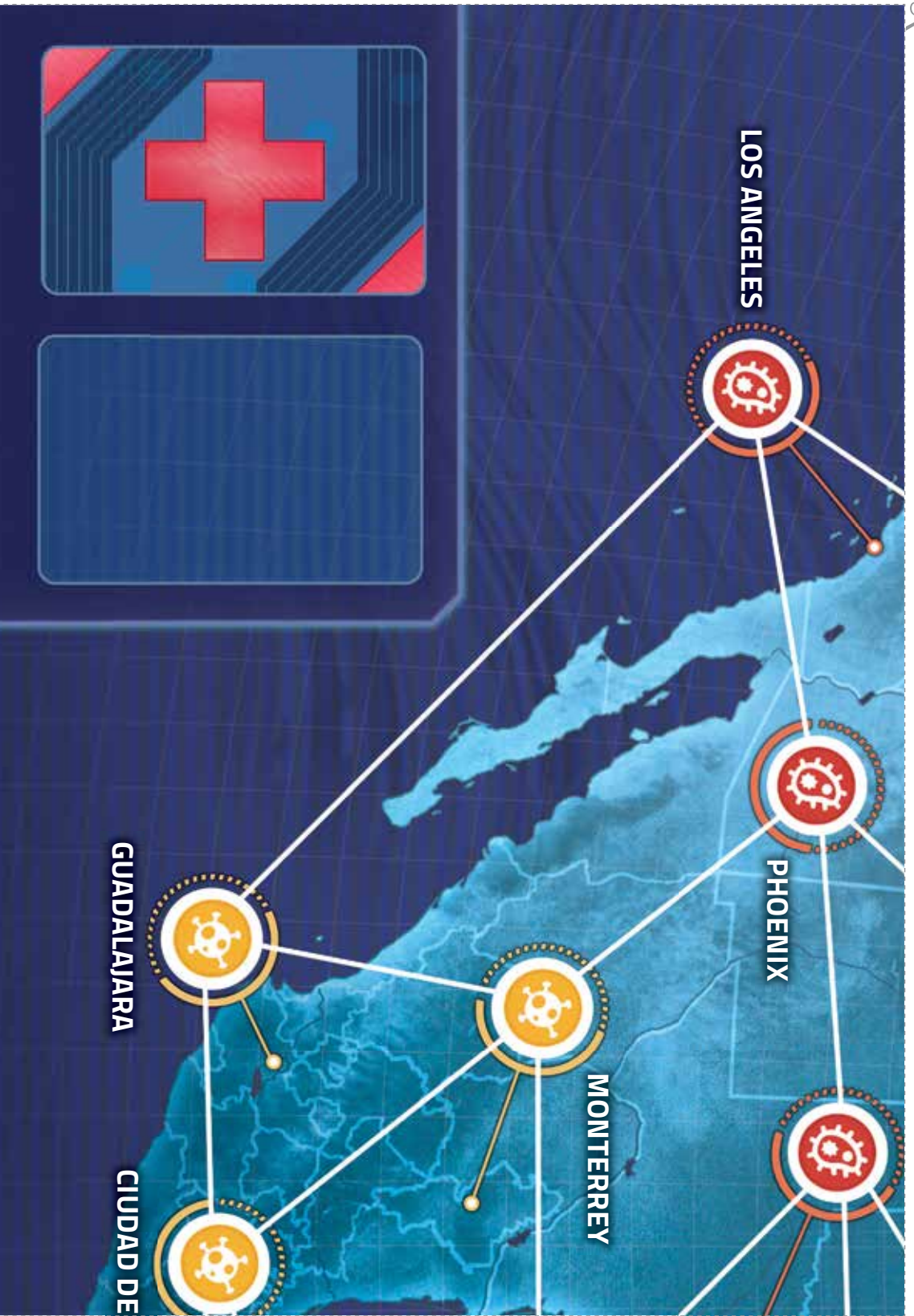






PLAYER TIPPI





8



PLAYER TURN

1. Do 4 Actions
2. Draw 2 Player Cards
3. Draw Infection Cards

Hand size is 6 cards at all times

Print & Play Edition

