

OBSERVATION OF  $\bar{\nu}_e$  EVENTS IN  $\bar{\nu}_e$  AND  $\nu_e$  INTERACTIONS IN THE FERMI LAB  
15' NEON-H BUBBLE CHAMBER\*

H. C. BALLAGH, H. H. BINGHAM, P. BOSETTI<sup>+</sup>, W. B. FRETTER, D. GEE,  
J. F. GRIVAZ<sup>++</sup>, G. LYNCH, J. P. MARRINER, J. ORTHÉL, F. C. PORTER,  
M. D. SOKOLOFF, M. L. STEVENSON and G. P. YOST  
University of California and Lawrence Berkeley Laboratory  
Berkeley, CA. 94720

R. J. CENCE, F. A. HARRIS, M. D. JONES, T. KATSURA, S. I. PARKER,  
M. W. PETERS, V. Z. PETERSON and V. J. STENGER  
University of Hawaii  
Honolulu, HI. 96822

NOTICE  
This report was prepared as an account of work sponsored by the United States Government. Neither the United States nor the United States Energy Research and Development Administration, nor any of their employees, nor any of their contractors, subcontractors, or their employees, makes any warranty, express or implied, or assumes any legal liability or responsibility for the accuracy, completeness or usefulness of any information, apparatus, product or process disclosed, or represents that its use would not infringe privately owned rights.

T. H. BURNETT, S. CSORNA, H. J. LUBATTI, K. MORIYASU,  
H. RUDNICKA<sup>+++</sup>, G. M. SWIDER, and B. S. YULDASHEV<sup>++++</sup>  
Visual Techniques Laboratory, University of Washington  
Seattle, Washington. 98195

ABSTRACT. In an exposure of the Fermilab 15' neon (64 atomic %) - H<sub>2</sub> bubble chamber to a broad band ( $\bar{\nu}_e$ ) beam, 3  $\mu^+ e^- X$  and 6  $\mu^- e^+ X$  events (with estimated backgrounds 1.1 and 0.6 events, respectively) were found with the  $\mu^\pm$  identified in the EMI. The fractions of  $\mu^+ e^-$  and  $\mu^- e^+$  production relative to  $\bar{\nu}_e$  and  $\nu_e$  charged current interactions are respectively  $\bar{f} = (0.10 \pm \frac{0.13}{0.07})\%$  and  $f = (0.34 \pm \frac{0.23}{0.13})\%$ , giving  $\bar{f}/f = 0.3 \pm \frac{0.5}{0.2}$ .

<sup>+</sup>Now at Inst. der Tech. Hochschule, Aachen, Germany.

<sup>++</sup>Now at Laboratoire de l'Accelérateur Lineaire, Orsay, France.

<sup>+++</sup>Visitor from I.P.N.T., Cracow, Poland.

<sup>++++</sup>Visitor from F.T.I., Tashkent, USSR.

Work presented by H. H. Bingham at the v77 Conference, Elbrus, USSR, June, 1977.

Considerable attention has been given to the recently reported reaction  $\bar{\nu}_\mu N \rightarrow \mu^+ e^+ X \dots$  which occurs at a fractional rate  $f$  of  $\sim 1/2\%$  of all  $\bar{\nu}_\mu$ -charged-current (CC) interactions.<sup>1</sup> The most popular interpretation of this phenomenon, and of the events with  $\mu^+ \mu^+$  in the final state, reported in both  $\bar{\nu}_\mu$  and  $\nu_\mu$  interactions,<sup>2</sup> is that they are due to the production of charmed particles which subsequently decay (semi)leptonically. The existence of the  $\bar{\nu}_\mu$  reaction  $\bar{\nu}_\mu N \rightarrow \mu^+ e^+ X \dots$  has not previously been reported, but a 90% confidence upper limit of (1/2)% has been set<sup>3</sup> on its fractional rate  $\bar{f}$ . The ratio of rates  $\bar{f}/f$  is a quantity that is expected to be sensitive to the fraction of the nucleon momentum carried by the strange quarks of the sea.<sup>4</sup> We report here a simultaneous measurement of  $\bar{f}$  and  $f$ , and, therefore, a determination of  $\bar{f}/f$  which is relatively free of systematic effects.

The data come from 45K pictures produced by an exposure of the Fermilab 15' bubble chamber (BC) plus External Muon Identifier<sup>5</sup> (EMI) to a wide band antineutrino beam. The BC has a 30KG field and was filled with a heavy mixture of hydrogen and neon (64% Ne atomic fraction). This liquid's short radiation length (39 cm) yields high electron identification and  $\gamma$ -ray conversion efficiencies, and its short interaction length ( $\sim 1.3$  m for pions), together with the EMI, permits good separation of muons and hadrons. The primary proton beam energy was 400 GeV and the average intensity on the 12" long aluminum oxide target was  $1.0 \times 10^{13}$  protons/pulse. Of the two horns normally used at Fermilab as a focusing device for wide band beams, only the one downstream was available here. Because of this and the fact that no plug was inserted into the beam, the flux was such that the  $\bar{\nu}_\mu$ - and  $\nu_\mu$ -induced charged current (CC) event rates were similar: the relative numbers of CC events, which satisfy our cuts,<sup>6</sup> are  $\bar{\nu}_\mu : \nu_\mu : \bar{\nu}_\mu : \nu_\mu = 2.8K : 2.3K : 36 : 71$ ; the median event energies are (in GeV) 30:47:32:32, and the rms widths of the event energy distributions are (in GeV) 25:46:29:24. This experiment is thus in a unique position to compare the CC events induced by  $\bar{\nu}$  with those by  $\nu$  interactions.

The film was double scanned (15% third scanned) for all neutral-induced events (except those below one GeV and those with only one non- $e^+$ , non-interacting track<sup>7</sup>). Events with one or more possibly-primary  $e^+$  among the outgoing tracks were reviewed by physicists, who eliminated identifiable

Dalitz and close  $e^+e^-$  pairs, Compton electrons,  $\delta$ -rays,  $\pi$ , K decays, etc. For those events whose  $e^\pm$  showed at least two independent signatures<sup>8</sup> all charged tracks and associated  $V^0$ 's, neutral stars and energetic  $\gamma$ 's were measured and reconstructed with TVGP or HYDRA. The  $e^\pm$  track momenta were corrected for bremsstrahlung losses by a Behr-Mittner method,<sup>9</sup> and for early catastrophic bremsstrahlung by adding the energy of the corresponding converted pairs.

We thus obtain 74  $e^-$  events and 42  $e^+$  events (with  $p_e > 0.8$  GeV and  $E_{vis} > 10$  GeV and satisfying other cuts<sup>6</sup>), which we interpret as resulting mostly from  $\nu_e$  and  $\bar{\nu}_e$  interactions, respectively. The 3  $\mu^+e^-$  and 6  $\mu^-e^+$  candidates among them, whose characteristics are given in Table I, all have  $y_e = 1 - p_e^2/p_X^2$  above  $\sim 0.8$ . The  $y_e$  distributions (Fig. 1) of the other  $e^\pm$  events are approximately uniform for  $e^-$ , and peaked at low  $y_e$  for  $e^+$ , and thus resemble those observed for  $\mu^\pm$  events.<sup>2,3,10</sup> The four  $e^+$  events with  $y_{e^+} > 0.8$  and no  $\mu^-$  can be accounted for by i)  $\bar{\nu}_e$  events (1.9 event, assuming a 10% fraction of antiquarks in the nucleon<sup>2,3,10</sup>); ii)  $\mu^-e^+$  events where the  $\mu^-$  misses the EMI or fails to register in it acceptably<sup>6</sup> (1.0 event); and iii) asymmetric Dalitz or close converted  $e^+e^-$  pairs on neutral current events (0.2 event). Thus our  $y$  distribution for  $\bar{\nu}_e$  interactions is not significantly different from that observed for  $\nu_\mu$  interactions<sup>2,10</sup> at similar energies.

The  $\mu e$  event sample was obtained from the sample of primary  $e^\pm$  events as follows. All the leaving tracks were extrapolated to the EMI. For those which did not geometrically miss it, the extrapolated position was compared to the closest actual hit and  $C_\mu$ , the probability that a muon would have given a worse match, was calculated, along with  $C_h$ , the probability that a hadron would have given a better match.<sup>5</sup> To be identified as a muon, a leaving track was required to have a momentum  $p > 4$  GeV/c, and to hit the EMI in a way such that the "likelihood"<sup>5</sup>  $\mathcal{L} \equiv -\partial C_\mu / \partial C_h$  be greater than 5. Six  $\mu^-e^+$  and three  $\mu^+e^-$  candidate events were thus identified. Their characteristics are given in Table I. A tracing of one of the  $\mu^+e^-$  events (event #1) is shown on Fig. 2, along with a picture of the vertex under high magnification.

For normalization purposes, we measured all the neutral-induced events in 6K pictures, and obtained 182  $\nu_\mu$  and 188  $\bar{\nu}_\mu$  CC events with  $p_x > 10$  GeV and a leaving track satisfying the muon identification criteria discussed above. After corrections for scanning losses and, in the  $\bar{\nu}_\mu$  case, for the 15% loss due to the one-prong events,<sup>7</sup> these correspond to 2846  $\nu$  and 2261  $\bar{\nu}$  CC events with an identified muon in our complete sample of film.

The backgrounds and losses to the  $\mu e$  events are summarized in Table II. The important backgrounds are of two types: first, a false  $\mu$  due to "punchthru", i. e., a leaving hadron ( $L^\pm$ ) from a  $(\bar{\nu}_e^-)$  event falsely registers as a  $\mu$  in the EMI. An estimate of this background was obtained from the number of  $L^\pm$  of  $p > 4$  GeV/c from  $(\bar{\nu}_e^-)$  events which register as hadrons in the EMI, by using a punchthru probability of  $7.7 \pm 2.3\%$  per  $L^\pm$ . The latter was determined from a study of 343  $\mu^+$  and 324  $\mu^-$  events some 23% of which had  $\geq 1 L^\pm$  in addition to the  $\mu$ . (The punchthru probability is compatible with momentum independence above  $\sim 4$  GeV/c.) The estimated punchthru backgrounds to  $e^+\mu^-$  and  $e^-\mu^+$  are reduced by factors of 2 or more by requiring  $p_L^+ > p_e^-$ . All of our  $\mu e$  events have  $p_\mu > p_e$ . Second, a false lone primary  $e^\pm$  on a  $(\bar{\nu}_\mu^-)$  event, resulting either from an asymmetric Dalitz pair ("ADP") asymmetric close  $e^+e^-$  pair ("ACP"), close Compton electron ("CCE"),  $\pi$  charge exchange interaction ("CEX") yielding an ADP or ACP, or  $K_{e3}^\pm$  decay in flight ("Ke3"). We have assumed that an  $e^\pm$  above 5 MeV (on an ADP or ACP), a gap  $> 5$  mm between vertex and ACP or CCE and a kink of  $6^\circ$  in projection is detectable on the average  $\mu e$  event (see Fig. 2); that 9% of the  $(\bar{\nu}_\mu^-)$  CC have a  $K^+$  and 5% a  $K^-$ . Other backgrounds are negligible within our cuts.<sup>6</sup> For example, colinear  $K_{e3}^\pm$  and  $\pi \rightarrow \mu + e$  decays at rest are eliminated by ionization information and by the requirement that the  $e^\pm$  have  $\geq 2$  signatures,  $\geq 1$  of which must occur before the  $e^\pm$  momentum falls below  $\sim 100$  MeV/c. For none of the surviving  $\mu^+e^-$  events does the  $e^-$  lie within 3 $\sigma$  of being in the kinematic region for a  $\delta$ -ray.

The total estimated false  $e^\pm$  background to the  $\mu^+e^-$  sample is thus  $0.53 \pm 0.3$  event for  $p_{e^-} \geq 0.8$  GeV/c. (For  $p_{e^-} \geq 0.3, 1.6, 3.0$  GeV/c, it would be 1.60, 0.20 and 0.07 events, respectively.) For  $0.3 < p_e < 0.8$  GeV/c, we have one additional  $\mu^+e^-$  candidate and one  $\mu^-e^+$ . The false

$e^-$  background to  $\mu^- e^-$  is roughly equal to that for  $\mu^+ e^-$ . We have no  $\mu^+ e^+$  and one  $\mu^- e^-$  candidate event; this is compatible with the expected false  $e^+$  + false  $\mu^-$  background.

The efficiencies and the losses due to our  $e^\pm$  defining cuts are also summarized in Table II. By false Dalitz pairs we mean single primary  $e^\pm$  which are mistaken as part of showers caused by Dalitz (or close) pairs or close triplets because of the chance superposition of a real Dalitz pair, etc. The ( $\sim 1\%$ ) probability of a close  $\delta$ -ray on an  $e^+$  is included in this. By false Compton we mean a lone primary  $e^-$  rejected because of a gap caused by a fluctuation of the bubble density near the vertex.

Taking these backgrounds, losses and efficiencies into account, the 3  $\mu^+ e^-$  and 6  $\mu^- e^+$  correspond to  $\bar{f} = (0.10 \pm 0.13 / 0.07)\%$  and  $f = (0.34 \pm 0.23 / 0.13)\%$  relative to all ( $\bar{\nu}$ ) CC events satisfying our cuts.<sup>6</sup> Thus  $\bar{f}/f = 0.3 \pm 0.5$ . (Here systematic errors cancel approximately.) It is worth emphasising that the total false  $e^-$  background expected for  $p_e > 3.0$  GeV/c is  $< 0.1$  event. Therefore the probability that both events with  $p_e > 3$  GeV/c (events #1 and 2) arise from any of the sources of false single primary  $e^-$  is  $\ll 1\%$ . The probability that all three (or more)  $\mu^+ e^-$  events are due to a fluctuation in the expected 0.6 event punchthru background is  $< 3\%$ . The sum of the probabilities that all three (or more)  $\mu^+ e^-$  events arise from the various possible combinations of punchthru and false  $e^-$  background is about 7%.

The median  $\bar{\nu}_\mu$  ( $\bar{\nu}_\mu$ ) CC event energy is  $\sim 47$  (30) GeV in our experiment compared with 65 GeV for the 6  $\mu^- e^+$  and 26 GeV for the 3  $\mu^+ e^-$ . We have therefore no evidence that the  $\mu^+ e^-$  events are produced by higher energy  $\bar{\nu}$  than are typical  $\bar{\nu}$  CC events, contrary to what might be expected<sup>4</sup> if they came from a very heavy particle carrying a new quantum number beyond charm.

In the standard (GIM<sup>4</sup>) model context,  $\bar{f}/f$  provides a constraint on the fraction of the nucleon momentum carried by the nonstrange and strange antiquarks of the sea. For example, if there were no sea,  $\bar{f}/f$  would be

zero; in the limit that the strange sea dominated both  $\nu_e$  production reactions,  $\bar{f}/f$  would approach  $\sigma(\nu \rightarrow \mu^-)/\sigma(\bar{\nu} \rightarrow \mu^+)$  which is experimentally  $\approx 2.5$ . If the  $x$  distributions <sup>11</sup> of the valence and sea quarks are approximately as assumed by Field and Feynman <sup>12</sup> (with  $1/4$  of the sea strange) and if the charmed quark mass is of order 2 GeV, a value of  $\bar{f}/f \approx 0.6$  is predicted, <sup>4</sup> quite compatible with our result. If the contribution of the strange sea to this calculation is removed,  $\bar{f}/f < 0.1$  is predicted; in this case, if  $f = 0.5\%$  two or more  $\nu_e^+$  events would represent a fluctuation with  $< 12\%$  probability.

We conclude that our results for the rate and characteristics of  $\nu_e \rightarrow \mu^- e^+ X$  production are compatible with other recent experiments <sup>1</sup> and that our  $(\bar{\nu}_e \rightarrow \mu^+ e^- X)$  rates and characteristics are understandable in the framework of the GIM model. <sup>4,12</sup>

ACKNOWLEDGEMENTS. We are deeply grateful to the neutrino lab team for improvising an operable one-horn system following the demise of the spare first horn. We thank the accelerator staff and also the 15' bubble chamber team who achieved remarkably good chamber conditions permitting use of ionization information. Our scanning, measuring, and computing people deserve special praise for their careful work on this difficult experiment. This research was supported in part by ERDA and NSF.

REFERENCES AND FOOTNOTES

1. J. Blietschau et al., Phys. Lett. 60B, 207 (1976).  
J. von Krogh et al., Phys. Rev. Lett. 36, 710 (1976).  
P. Bosetti et al., Phys. Rev. Lett. 38, 1248 (1977).  
C. Baltay et al., Phys. Rev. Lett. 39, 62 (1977).
2. A. Benvenuti et al., Phys. Rev. Lett. 34, 419 (1975); 35, 1199 (1975); 35, 1203 (1975);  
B. C. Barish et al., Phys. Rev. Lett. 36, 939 (1976).  
M. Holder et al., "Opposite Sign Dimuon Events Produced in Narrow Band Neutrino and Antineutrino Beams, submitted to Phys. Lett., May 1977.
3. J. P. Berge et al., Phys. Rev. Lett. 38, 266 (1977).
4. This fact has been recognized, for example, by R. N. Cahn and S. D. Ellis in "How to look for b-quarks" (Phys. Rev., Sept. 1977).  
T. H. Burnett, "Quark Model Calculations for E172", University of Washington Internal Report VTL-HEP-49 (1977).  
S. L. Glashow, J. Iliopoulos and L. Maiani, Phys. Rev. D 2, 1285 (1970).
5. R. J. Cence et al., LBL 4816 and Nucl. Instr. and Meth. 138, 245 (1976).  
G. Lynch, "More on the EMI Decision Algorithms", LBL Physics Notes #808, Sept. 24, 1975.  
C. Ballagh, "Parameters for EMI Confidence Level Calculations for E172", University of California Internal Report, UCB-CB, June 4, 1977.
6. We require: i)  $E_{vis} \approx \sum p_x > 10 \text{ GeV}$  where the sum is over all measured particles (including  $\gamma$ -rays,  $V^0$ 's and neutral stars) and  $x$  is the beam direction; for  $e^+$  we require also each of ii)  $p_e > 0.8 \text{ GeV}/c$ , iii)  $> 2$  independent signatures,  $\delta > 1$  of which occurs before  $p_e$  falls below  $\sim 0.1 \text{ GeV}/c$ , iv)  $M_{e,x}^{\pm \mp} > m_{\pi^0}$ , where  $x^{\mp}$  is any track which could be the companion of the  $e^{\pm}$  in a Dalitz pair, v) the angle between this  $e^-$  and any other track,  $x$ , be inconsistent ( $\geq 2\sigma$ ) with the angle this  $e^-$  would have if it were a  $\delta$ -ray on  $x$ ; for  $\mu^{\mp}$  we require vi)  $p_{\mu} > 4 \text{ GeV}/c$  and

vii) that this leaving track register in the EMI as a  $\mu$  with likelihood  $L > 5$ . Within our  $14 \text{ m}^3$  fiducial volume (which provides  $\geq 90$  cm of potential path length for forward tracks), the muon identification efficiency is  $\sim 97\%$  (geometric)  $\times 93\%$  (electronics)  $\times 95\%$  ( $L > 5$ )  $\sim 86\%$  for  $p > 4 \text{ GeV}/c$ ; an  $e^\pm$  of  $p_e > 0.8 \text{ GeV}/c$  has a  $(95 \pm 3)\%$  probability to show  $\geq 2$  of the required signatures; the effective  $e^\pm$  event scanning efficiency is  $(85 \pm 5)\%$ .

7. The number of one prong events,  $(15 \pm 5)\%$  of  $\bar{\nu}_\mu$  CC, was estimated by multiplying the number of events with only a  $\mu^+$  and evaporation prongs by the ratio (events with only a  $\mu^-$  and a proton)/(events with only a  $\mu^-$ , proton and evaporation prongs). We assume that the proportions of events without visible evaporation prongs are the same in the reactions  $\bar{\nu}_p + \mu^+ n$  and  $\nu n + \mu^- p$ .
8. To be considered an  $e^\pm$ , a track had to show a least one (two after analysis) of the following identifying characteristics ("signatures"): i) spiralization to a point in the chamber; ii) visible sign of bremsstrahlung (sudden change of curvature and/or materialization in the chamber of the radiated quantum); iii)  $\delta$ -ray or trident of an energy such that only an  $e^\pm$  could have yielded it; or, iv) for positrons, annihilation in flight yielding a tangent  $\gamma$ -ray.
9. L. Behr and P. Mittner, Nucl. Inst. and Meth. 20, 446 (1963).
10. B. C. Barish et al., Phys. Rev. Lett. 38, 314 (1977).  
A. Benvenuti et al., Phys. Rev. Lett. 37, 189 (1976).
11. We define  $x = Q^2/(2M_p E_\nu)$ ,  $y = E_\mu/E_\nu$ ,  $y_e = 1 - p_e/\Sigma p_\nu$ , where  $Q^2$  is the square of the four-momentum transferred from the  $\bar{\nu}$  to the  $\mu$ ,  
 $E_h = E_\nu - E_\mu$ ,  $E_\nu \approx E_{\text{vis}} \approx \Sigma p_x$ .
12. R. D. Field and R. P. Feynman, Phys. Rev. D 15, 2590 (1977).



TABLE I  
 Characteristics of the  $\mu e$  Events<sup>6</sup>

|             |   | $n_{ch}^{\$}$ | $\Sigma Q$ | $\Sigma p_x$ | $p_{\mu}$ | $p_e$ | Visible <sup>11</sup> |      | Str. Part. |
|-------------|---|---------------|------------|--------------|-----------|-------|-----------------------|------|------------|
|             |   |               |            |              |           |       | x                     | y    |            |
| $\mu^+ e^-$ | 1 | 7             | +3         | 26           | 20.5*     | 3.6   | 0.17                  | 0.22 |            |
|             | 2 | 4             | 0          | 17           | 4.9       | 3.4   | 0.02                  | 0.7  |            |
|             | 3 | 5             | +1         | 28           | 4.9*      | 2.0   | 0.10                  | 0.83 |            |
| $\mu^- e^+$ | 4 | 9             | +1         | 82           | 31.5*     | 1.1   | 0.18                  | 0.62 |            |
|             | 5 | 7             | +1         | 42           | 23.2*     | 0.9   | 0.24                  | 0.45 |            |
|             | 6 | 5             | +1         | 70           | 59.0*     | 5.1   | 0.66                  | 0.16 | $K^+(?)$   |
|             | 7 | 5             | -1         | 33           | 25.1*     | 0.9   | 0.13                  | 0.25 | $K^+$      |
|             | 8 | 11            | +1         | 60           | 28.9*     | 7.6   | 0.31                  | 0.55 |            |
|             | 9 | 6             | 0          | 73           | 49.1*     | 10.9  | 0.23                  | 0.33 | $K^0$      |

<sup>\\$</sup> $n_{ch}$  is the number of outgoing prongs (not counting protons of range  $< 4$  cm) and  $\Sigma Q$  their net charge. The momenta are in GeV/c.  $\Sigma p_x \approx E_{\nu}$ .

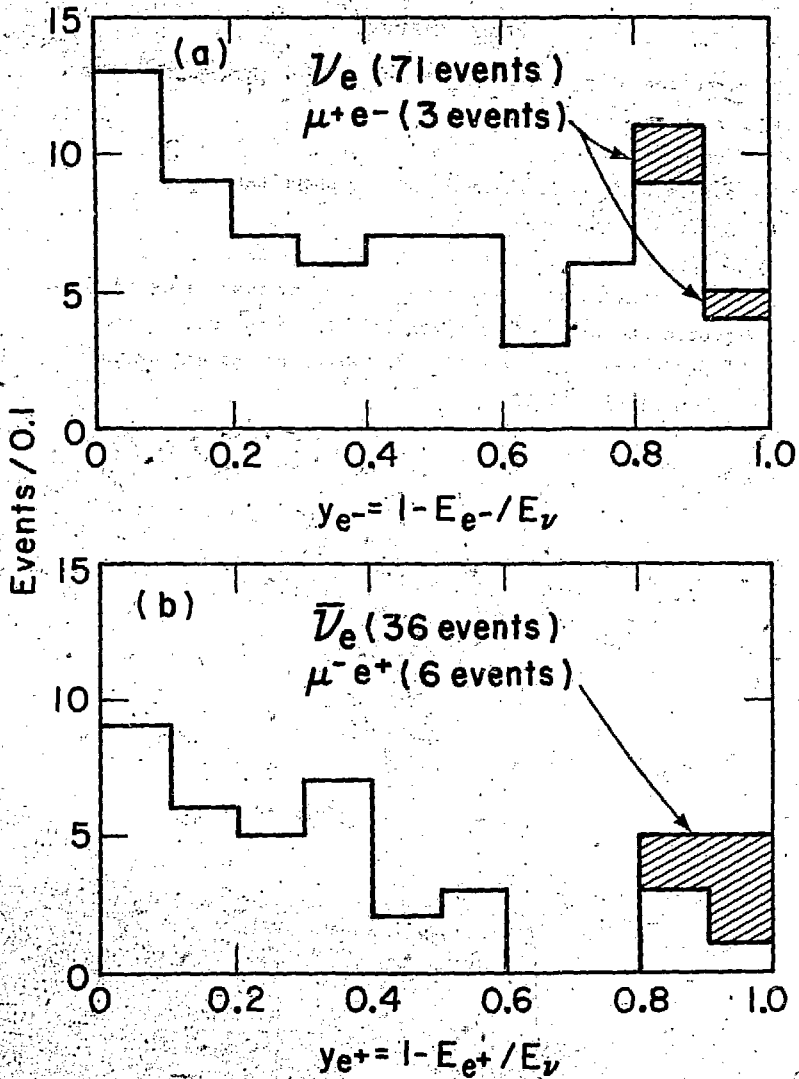
\* This track has highest transverse momentum, relative to the incident  $\nu$  direction, of any outgoing track of the event.

TABLE II  
SUMMARY OF DATA<sup>6</sup>

|                                       |   |   |
|---------------------------------------|---|---|
| Total Frames:                         | 48.5K,                                    | with EMI 45K                              |
| Events with $e^+$ , no $\mu$          | 36  | $e^-$ , no $\mu$ 71                       |
| CC events                             | 2.3K $\mu^-$                              | 2.8K $\mu^+$ <sup>7</sup>                 |
| $\mu e$ events                        | 6 $\mu^- e^+$                             | 3 $\mu^+ e^-$                             |
| <u>Backgrounds</u>                    | <u>to <math>\mu^- e^+</math></u>          | <u>to <math>\mu^+ e^-</math></u>          |
| 1. $\bar{\nu}_\mu$ plus false $e$     |   |   |
| Asym. Dalitz pairs                    | 0.04                                      | 0.04                                      |
| Close Asym. pairs                     | 0.13                                      | 0.12                                      |
| Close Compton $e^-$                   | -   | 0.16                                      |
| Charge exchange                       | -   | 0.12                                      |
| $K^+ e^3$                             | 0.17                                      | 0.09                                      |
| Subtotal                              | 0.34±0.2                                  | 0.53±0.3                                  |
| 2. $(\bar{\nu}_e + \text{false } \mu$ | <u>0.23±0.2</u>                           | <u>0.54±0.3</u>                           |
| Total background                      | 0.57±0.3                                  | 1.1 ±0.4                                  |
| <u>Losses</u>                         |   |   |
| Dalitz pair cut                       | 1%  | 3%  |
| $\delta^2$ ray cut                    | -   | 3%  |
| False Dalitz pairs, etc.              | 11%                                       | 5%  |
| False Compton $e^-$                   | -   | 4%  |
| Tot. loss from $e^\pm$ cuts           | (12±6)%                                   | (15±8)%                                   |
| <u>Efficiencies</u>                   |   |   |
| Scanning                              | (85±5)%                                   | (85±5)%                                   |
| $e^\pm$ 2 sig.                        | (95±3)%                                   | (95±3)%                                   |
| Corr. no. $\mu e$ events              | 7.61 $\mu^- e^+$                          | 2.81 $\mu^+ e^-$                          |
| $\mu e/CC = \left(\frac{r}{f}\right)$ | (0.34± <sub>0.13</sub> <sup>0.23</sup> )% | (0.10± <sub>0.07</sub> <sup>0.13</sup> )% |

FIGURE CAPTIONS

1. Distribution of  $y_e = 1 - p_e / \Sigma p_x \approx 1 - E_e / E_\nu$  for the events<sup>6</sup> with
  - a) a primary  $e^-$
  - b) a primary  $e^+$The events with an identified<sup>6</sup>  $\mu^\pm$  are shown hatched.
2. a) Event #1 (see Table I).
  - b) A diagram labelling the tracks of event #1.
  - c) The vertex region of event #1. The invariant mass of the proton and the  $\pi^-$  is compatible with the  $\Lambda^0$  mass. The kinking track may be a  $K^+$ . The other tracks are protons (or nuclear debris).



XBL 778-1612

Fig. 1

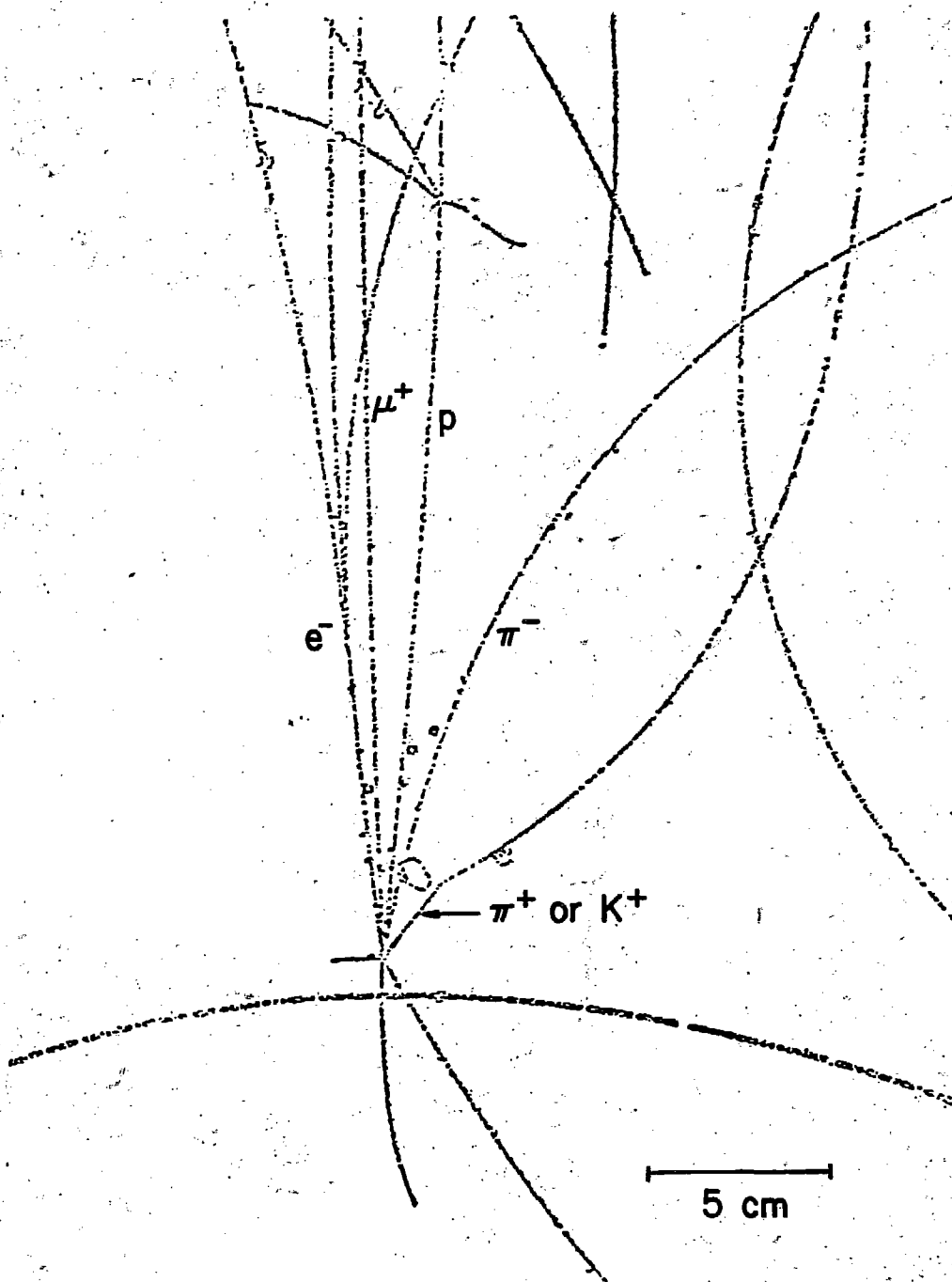
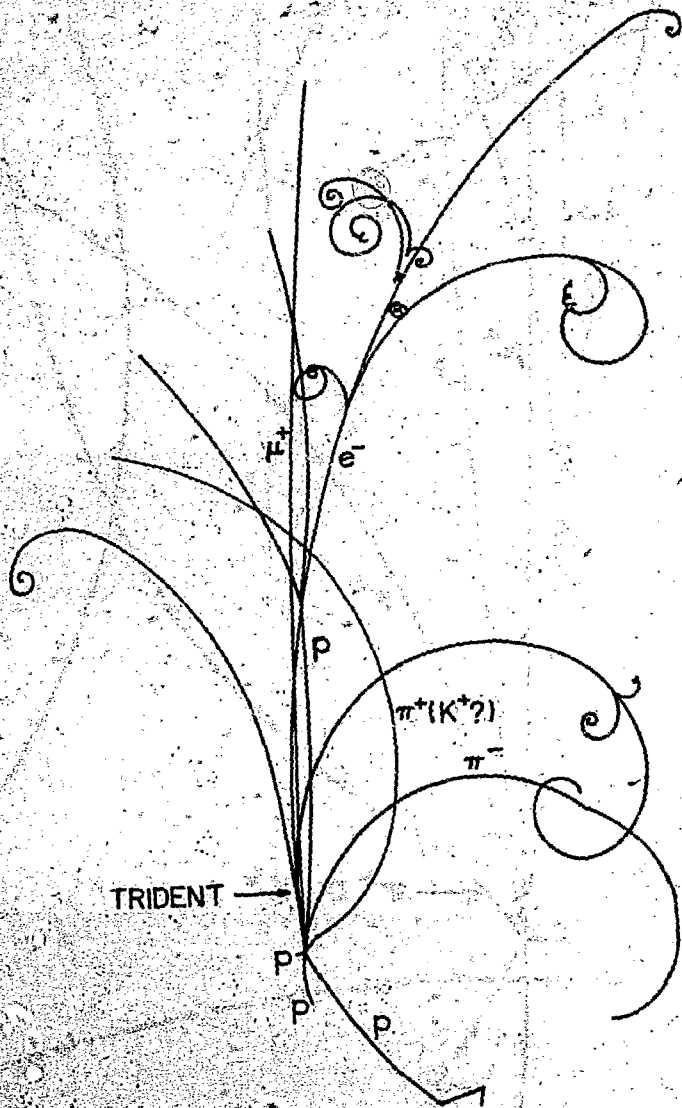
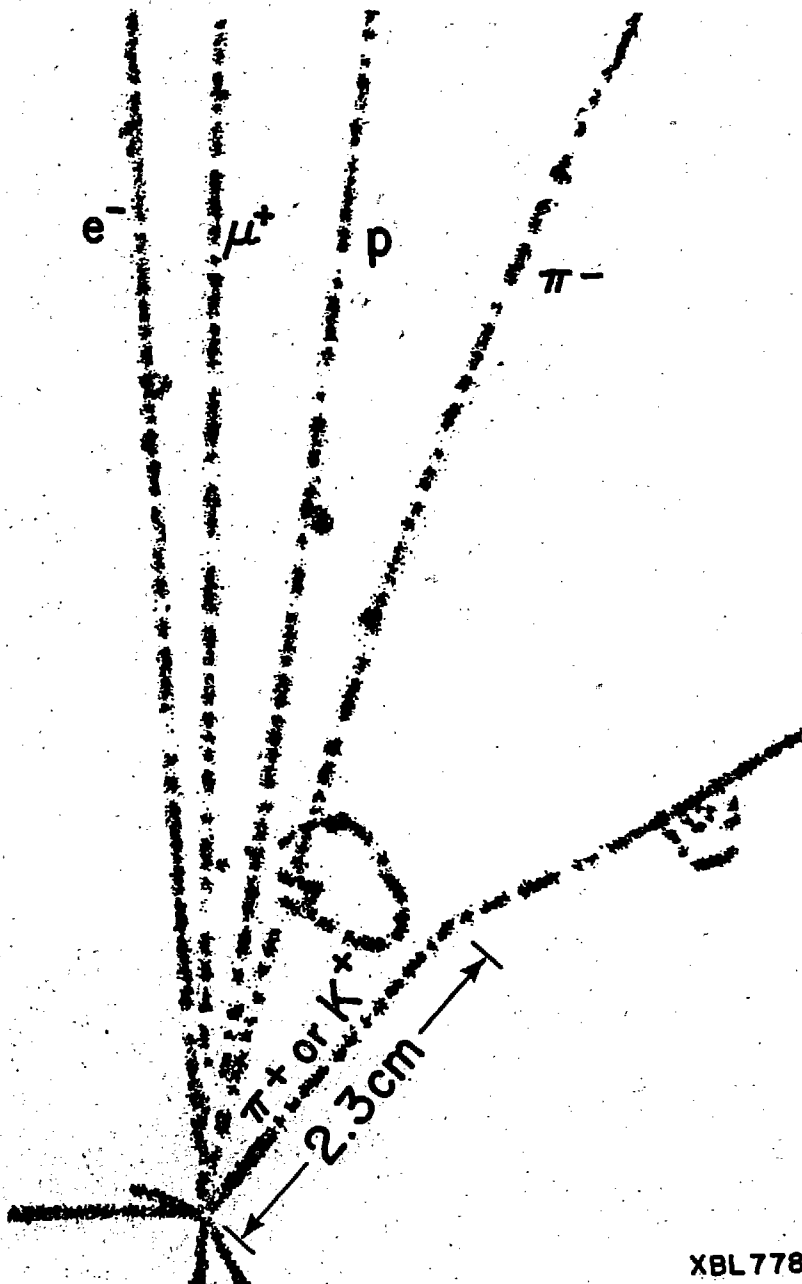


Fig. 2a



XBL 778-2625

Fig. 2b



XBL 778-1657

Fig. 2c