

# NATIONAL INSTITUTE FOR FUSION SCIENCE

## **Design of Central Control System for Large Helical Device (LHD)**

**K. Yamazaki, H. Kaneko, S. Yamaguchi, K.Y. Watanabe,  
Y. Taniguchi, O. Motojima and LHD Group**

**(Received – Oct. 15, 1993)**

**NIFS-258**

**Nov. 1993**



This report was prepared as a preprint of work performed as a collaboration research of the National Institute for Fusion Science (NIFS) of Japan. This document is intended for information only and for future publication in a journal after some rearrangements of its contents.

Inquiries about copyright and reproduction should be addressed to the Research Information Center, National Institute for Fusion Science, Nagoya 464-01, Japan.

This paper is presented  
at  
ICALEPCS'93

International Conference on Accelerator and  
Large Experimental Physics Control Systems  
Berlin, Germany,  
October 18-22,1993

**DESIGN OF CENTRAL CONTROL SYSTEM  
FOR  
LARGE HELICAL DEVICE (LHD)**

**K.YAMAZAKI, H.KANEKO, S.YAMAGUCHI, K.Y.WATANABE,  
Y.TANIGUCHI, O.MOTOJIMA and LHD GROUP**

*National Institute for fusion Science,  
Chikusa-ku Nagoya 464-01, Japan*

## **Abstract**

The world largest superconducting fusion machine LHD (Large Helical Device) is under construction in Japan, aiming at steady state operations. Its basic control system consists of UNIX computers, FDDI/Ethernet LANs, VME multiprocessors and VxWorks real-time OS. For flexible and reliable operations of the LHD machine a cooperative distributed system with more than 30 experimental equipments is controlled by the central computer and the main timing system, and is supervised by the main protective interlock system. Intelligent control systems, such as applications of fuzzy logic and neural networks, are planned to be adopted for flexible feedback controls of plasma configurations besides the classical PID control scheme. Design studies of its control system and related R&D programs with coil-plasma simulation systems are now being performed. The construction of the LHD Control Building in a new site will begin in 1995 after finishing the construction of the LHD Experimental Building, and the hardware construction of the LHD central control equipments will be started in 1996. A first plasma production by means of this control system is expected in 1997.

**Keywords:** LHD, design study, central control system,  
system architecture, intelligent control, feedback control

## **1. Introduction**

The fusion energy is an ultimate and infinite energy resource for human beings and will be created in the controlled manner during next century. Among several classes of fusion concepts the tokamak is a world leader of the present fusion research, however, it requires the current of the plasma itself, which is not adequate for steady state operations. On the other hand, the helical magnetic system is created by the external helical coil only, in place of toroidal field coils and the plasma current of tokamak systems. The helical system can produce steady state and currentless plasmas, whose merits will be demonstrated in our new machine LHD.

The Large Helical Device (LHD) [1-2] is a world largest superconducting fusion machine that is now under construction in Japan. The major diameter of the LHD plasma is 7.8 meters and the central magnetic field is 4.0 Tesla. The magnetic field energy stored in the coil is around 1.6 G Joule. Different from the presently operating conventional fusion machines, all coils of the LHD are superconductive to demonstrate the steady state operation.

The design studies of the control system [3-4] for this LHD machine are carried out, emphasizing on the mode definition of the machine/plasma operations, the architecture of the LHD control system, the real-time intelligent control system of the plasma control and the R&D programs for the LHD central control system.

## **2. LHD system overview**

### **2.1 Control design philosophy**

Fusion experimental systems are not so large in spatial scale as accelerator systems, however, fusion machines are characterized by the complicated and intensive energy density system. Therefore the requirement of safety is important. Moreover, the present fusion machine requires flexible operations as a physics research machine to optimize the magnetic configuration itself.

As for the LHD machine, it is a large intensive plant requiring reliable and safe operations, and a physics machine requiring flexible operations. Moreover, the control system itself should be extensible to the future modifications. Therefore, the following characteristics are required:

- (1) Safe and reliable distributed processing for machine operations,
- (2) Flexible and centralized operation for experiments, and
- (3) Standardization and flexible design using open system.

The conceptual and detailed designs of control, protective interlock and timing systems are under way by taking these characteristics into account.

## 2.2 Operation scenarios

The LHD machine operation is divided into three modes; shut-down mode, facility operation mode and experiment mode (Fig.1). The experiment mode consists of the SC(superconducting) magnet operation mode and the plasma experiment mode. These modes are defined for clarifying the personnel entrance permission, magnetic field hazard and possible radiation exposure. Besides the slow software interlock, the hardwired interlock logic should be determined independent of these modes. The SC magnet will be operated for about 10 hours per day, and the number of short-pulsed plasma operations with 10 second duration will be typically 50 - 100 shots per day. Different from the present conventional pulsed fusion machines, the LHD is going to be operated in steady state (more than 1 hour pulse length) and requires interactive control of the machine and the plasma. The electromagnetic sensors for the long-pulsed control are required, which is different from the control concept of present conventional fusion devices.

## 3. LHD control system and its standardization

### 3.1 Global control architecture

On the basis of the above-stated operation scenarios, the designed control system is composed of the central experimental control system to arrange plasma experiment mode, and several sub-supervisory control systems to arrange operation modes of facilities such as torus machine control, heating machine control, diagnostic control and electric / cooling utility control systems, as shown in Fig.2. All sub-supervisory systems are connected by the Ethernet-LAN(local area network). The data acquisition system with conventional CAMAC modules with our specially developed softwares and the large super-computer system for theoretical

analyses using experimental data are connected to the experimental control computer by the inter-laboratory backbone FDDI-LAN.

### 3.2 Design of central system and sub-systems

The detailed diagram of the LHD control system is shown in Fig.3. Within the facility operation mode, basically almost all equipments are operated by each subsystem controller. The liquid helium refrigerator, the coil current power supply, the vacuum pumping, and the wall conditioning systems are controlled by the main torus control system. Each plasma heating system such as NBI, ECH and ICRF is operated by each control computer. On the other hand, main parameters in the experiment mode are controlled by the engineering workstation (EWS) of the central experimental control system.

The timing system is important to create flexible and reproducible plasma, and its functions are reasonably distributed to the main timing system and the torus timing system.

The each equipment has own simple and reliable interlock system and the cooperative protection is performed by the common quick interlock system with multiple hard-wired lines, besides the slow software computer control system. Especially, it is important to arrange a complicated emergency quick stop during the plasma operation. For example, when the SC coil is quenched, it is necessary to wait for one second before making an emergency stop of the coil current, to avoid the plasma current induction and the hard X-ray production by means of the protective gas puffing or the protective rod insertion. The informations on these protective actions are transferred to the experimental control computer via LHD control Ethernet-LAN.

## 4. Intelligent feedback control scheme

The feedback control for plasma current, position and cross-sectional shape will be carried out using intelligent control systems, such as applications of fuzzy logic and neural networks in addition to standard PID algorithm. For example, the fuzzy logic will be applied to the change in the control algorithm or to the fuzzification of input parameters for the control of the plasma current and position. The former application has been checked with the simulation model of the plasma current control

and it was found that the fuzzy control is better for the non-linear control response than the classical PID controller [3]. The neural network will be applied to the fine-tuning control of the plasma cross-sectional shape and is now under investigation.

## **5. R&D program for control system**

As a R&D program for this LHD control system, a new simulation system is made consisting of UNIX-EWS (Sun Sparc Station), Ethernet-LAN, VME multiprocessors (CPU 68030) with VxWorks real-time OS, simulation power supplies and plasma-coil system (Fig.4). For quick and accurate control response, a DSP(digital signal processor) board will be installed and the fuzzy logic plasma control algorithm [3] in addition to a PID controller will be tried for the demonstration of the plasma control and display. This R&D program will help the design and construction of LHD central control facilities.

## **6. Construction schedule of control system and control building**

The LHD machine is under construction now, and the detailed design of its central control system is under investigation during JFY(Japanese Fiscal Year) 1993-1995. Its central computer system will be installed in the LHD Control Building.

The initial test operation of the LHD magnet system will induce the strong leakage magnetic field to the adjacent building and make the computer unworkable. To avoid this, the LHD Control Building is planned to be located ~100 meters far from the LHD machine. The expected magnetic field is 1 Gauss in the initial coil test phase and less than 0.1 Gauss in the normal operation phase. The construction of this control building in new site will begin in 1995 after finishing the construction of the LHD Experimental Building, and the hardware construction of the LHD central control equipments will start in 1996. The first plasma production by means of this control system is expected in 1997.



## References

- [1] A.Iiyoshi et al., Fusion Technol. 17(1990) 169.
- [2] O.Motojima et al., Fusion Engineering & Design 20(1993) 3.
- [3] K.Yamazaki et al., Proc. Int. Conf. on Accelerator and Large Experimental Physics Control Systems (KEK proceedings 92-15,1992) p.228.
- [4] H.Kaneko et al., Fusion Engineering & Design 20(1993) 121.

## Figure Captions

- Fig. 1 Machine/plasma operation modes
- Fig. 2 Global control architecture of LHD (Large Helical Device)
- Fig. 3 System diagram of LHD control
- Fig. 4 R&D system for LHD control

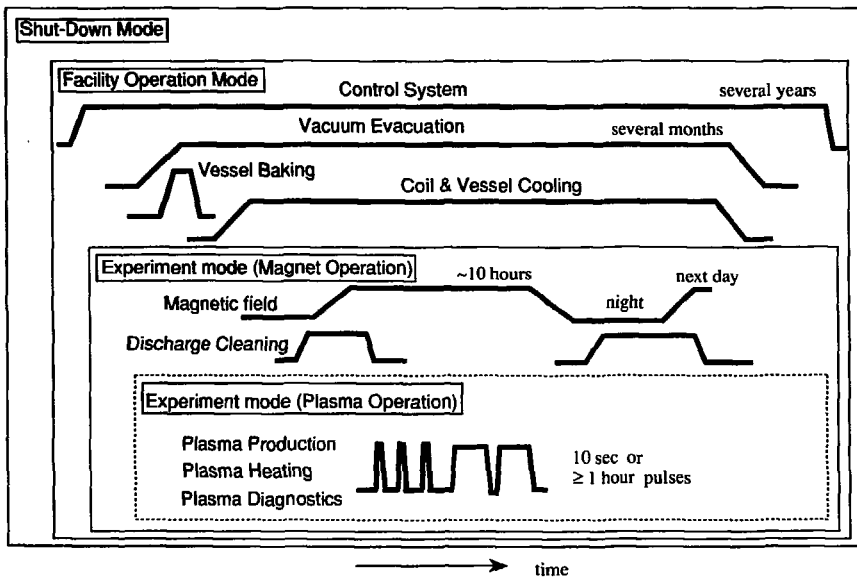


Fig.1  
K.Yamazaki et al.

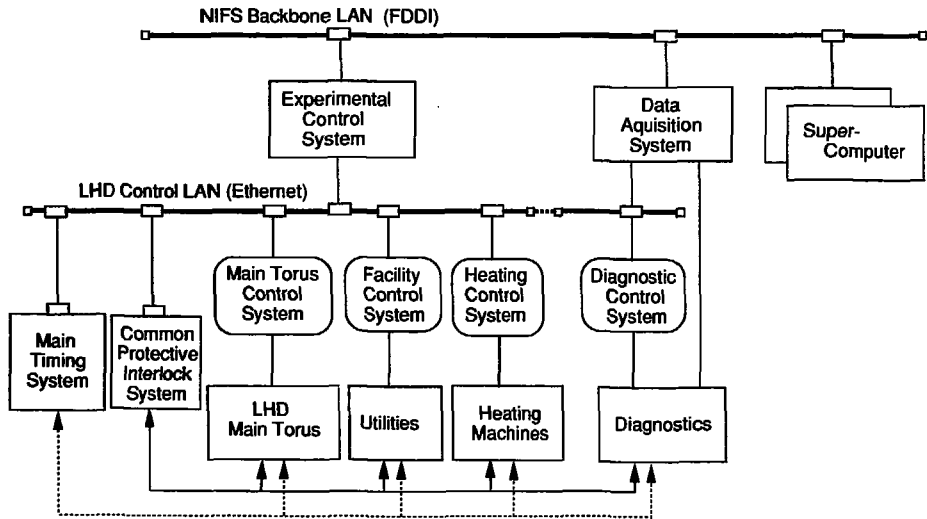


Fig.2  
K. Yamazaki et al.

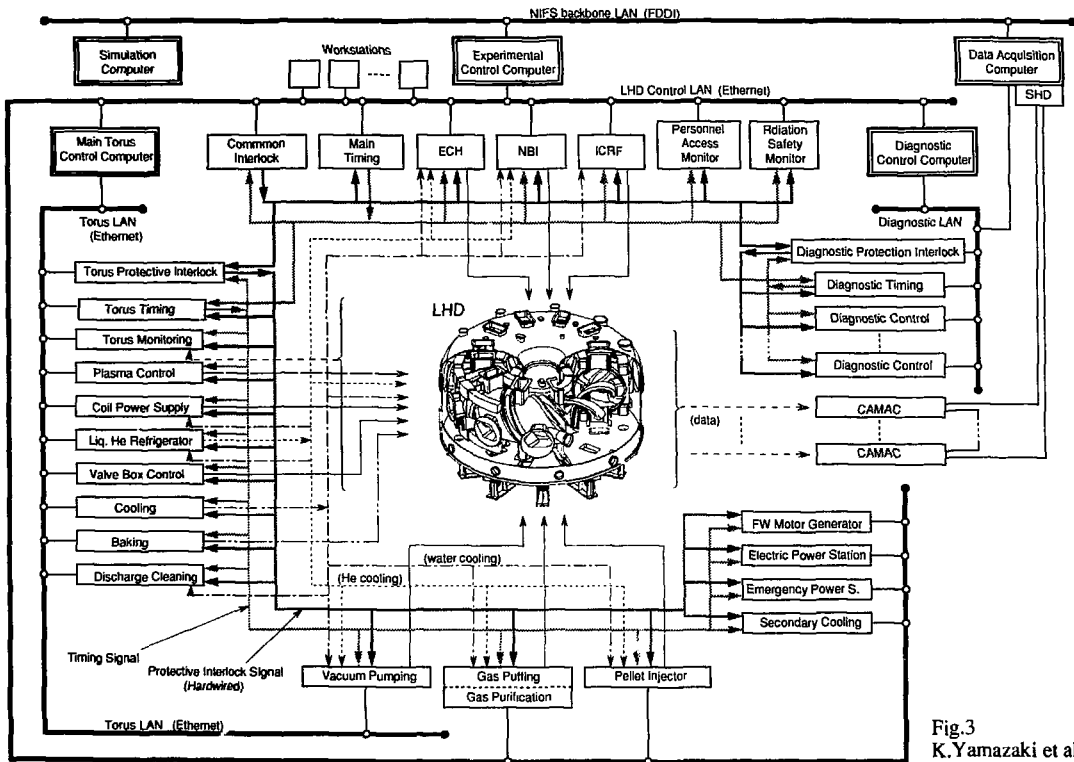


Fig.3  
K.Yamazaki et al.

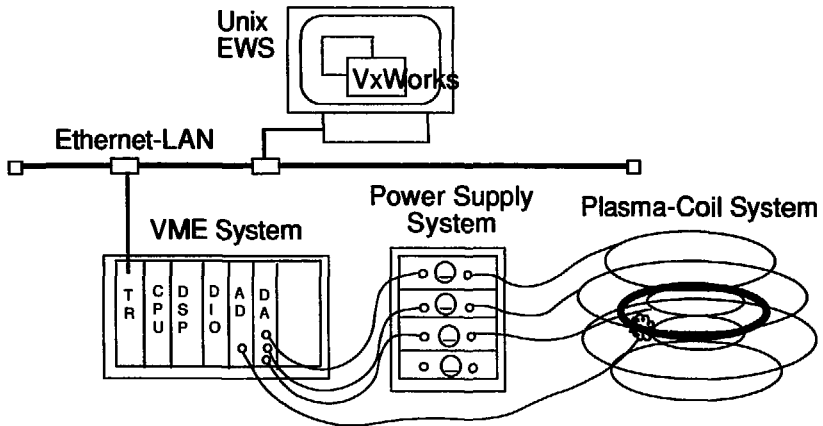


Fig.4  
K. Yamazaki et al.

## Recent Issues of NIFS Series

- NIFS-206 T. Yabe and F. Xiao, *Tracking Sharp Interface of Two Fluids by the CIP (Cubic-Interpolated Propagation) Scheme*, Jan. 1993
- NIFS-207 A. Kageyama, K. Watanabe and T. Sato, *Simulation Study of MHD Dynamo : Convection in a Rotating Spherical Shell*; Feb. 1993
- NIFS-208 M. Okamoto and S. Murakami, *Plasma Heating in Toroidal Systems*; Feb. 1993
- NIFS-209 K. Masai, *Density Dependence of Line Intensities and Application to Plasma Diagnostics*; Feb. 1993
- NIFS-210 K. Ohkubo, M. Hosokawa, S. Kubo, M. Sato, Y. Takita and T. Kuroda, *R&D of Transmission Lines for ECH System* ; Feb. 1993
- NIFS-211 A. A. Shishkin, K. Y. Watanabe, K. Yamazaki, O. Motojima, D. L. Grekov, M. S. Smirnova and A. V. Zolotukhin, *Some Features of Particle Orbit Behavior in LHD Configurations*; Mar. 1993
- NIFS-212 Y. Kondoh, Y. Hosaka and J.-L. Liang, *Demonstration for Novel Self-organization Theory by Three-Dimensional Magnetohydrodynamic Simulation*; Mar. 1993
- NIFS-213 K. Itoh, H. Sanuki and S.-I. Itoh, *Thermal and Electric Oscillation Driven by Orbit Loss in Helical Systems*; Mar. 1993
- NIFS-214 T. Yamagishi, *Effect of Continuous Eigenvalue Spectrum on Plasma Transport in Toroidal Systems*; Mar. 1993
- NIFS-215 K. Ida, K. Itoh, S.-I. Itoh, Y. Miura, JFT-2M Group and A. Fukuyama, *Thickness of the Layer of Strong Radial Electric Field in JFT-2M H-mode Plasmas*; Apr. 1993
- NIFS-216 M. Yagi, K. Itoh, S.-I. Itoh, A. Fukuyama and M. Azumi, *Analysis of Current Diffusive Ballooning Mode*; Apr. 1993
- NIFS-217 J. Guasp, K. Yamazaki and O. Motojima, *Particle Orbit Analysis for LHD Helical Axis Configurations* ; Apr. 1993
- NIFS-218 T. Yabe, T. Ito and M. Okazaki, *Holography Machine HORN-1 for Computer-aided Retrieve of Virtual Three-dimensional Image* ; Apr. 1993
- NIFS-219 K. Itoh, S.-I. Itoh, A. Fukuyama, M. Yagi and M. Azumi, *Self-sustained Turbulence and L-Mode Confinement in Toroidal Plasmas* ; Apr. 1993

- NIFS-220 T. Watari, R. Kumazawa, T. Mutoh, T. Seki, K. Nishimura and F. Shimpo, *Applications of Non-resonant RF Forces to Improvement of Tokamak Reactor Performances Part I: Application of Ponderomotive Force* ; May 1993
- NIFS-221 S.-I. Itoh, K. Itoh, and A. Fukuyama, *ELMy-H mode as Limit Cycle and Transient Responses of H-modes in Tokamaks* ; May 1993
- NIFS-222 H. Hojo, M. Inutake, M. Ichimura, R. Katsumata and T. Watanabe, *Interchange Stability Criteria for Anisotropic Central-Cell Plasmas in the Tandem Mirror GAMMA 10* ; May 1993
- NIFS-223 K. Itoh, S.-I. Itoh, M. Yagi, A. Fukuyama and M. Azumi, *Theory of Pseudo-Classical Confinement and Transmutation to L-Mode*; May 1993
- NIFS-224 M. Tanaka, *HIDENEK: An Implicit Particle Simulation of Kinetic-MHD Phenomena in Three-Dimensional Plasmas*; May 1993
- NIFS-225 H. Hojo and T. Hatori, *Bounce Resonance Heating and Transport in a Magnetic Mirror*; May 1993
- NIFS-226 S.-I. Itoh, K. Itoh, A. Fukuyama, M. Yagi, *Theory of Anomalous Transport in H-Mode Plasmas*; May 1993
- NIFS-227 T. Yamagishi, *Anomalous Cross Field Flux in CHS* ; May 1993
- NIFS-228 Y. Ohkouchi, S. Sasaki, S. Takamura, T. Kato, *Effective Emission and Ionization Rate Coefficients of Atomic Carbons in Plasmas*; June 1993
- NIFS-229 K. Itoh, M. Yagi, A. Fukuyama, S.-I. Itoh and M. Azumi, *Comment on 'A Mean Field Ohm's Law for Collisionless Plasmas*; June 1993
- NIFS-230 H. Idei, K. Ida, H. Sanuki, H. Yamada, H. Iguchi, S. Kubo, R. Akiyama, H. Arimoto, M. Fujiwara, M. Hosokawa, K. Matsuoka, S. Morita, K. Nishimura, K. Ohkubo, S. Okamura, S. Sakakibara, C. Takahashi, Y. Takita, K. Tsumori and J. Yamada, *Transition of Radial Electric Field by Electron Cyclotron Heating in Stellarator Plasmas*; June 1993
- NIFS-231 H.J. Gardner and K. Ichiguchi, *Free-Boundary Equilibrium Studies for the Large Helical Device*, June 1993
- NIFS-232 K. Itoh, S.-I. Itoh, A. Fukuyama, H. Sanuki and M. Yagi, *Confinement Improvement in H-Mode-Like Plasmas in Helical Systems*, June 1993

- NIFS-233 R. Horiuchi and T. Sato, *Collisionless Driven Magnetic Reconnection*, June 1993
- NIFS-234 K. Itoh, S.-I. Itoh, A. Fukuyama, M. Yagi and M. Azumi, *Prandtl Number of Toroidal Plasmas*; June 1993
- NIFS-235 S. Kawata, S. Kato and S. Kiyokawa, *Screening Constants for Plasma*; June 1993
- NIFS-236 A. Fujisawa and Y. Hamada, *Theoretical Study of Cylindrical Energy Analyzers for MeV Range Heavy Ion Beam Probes*; July 1993
- NIFS-237 N. Ohyabu, A. Sagara, T. Ono, T. Kawamura and O. Motojima, *Carbon Sheet Pumping*; July 1993
- NIFS-238 K. Watanabe, T. Sato and Y. Nakayama, *Q-profile Flattening due to Nonlinear Development of Resistive Kink Mode and Ensuing Fast Crash in Sawtooth Oscillations*; July 1993
- NIFS-239 N. Ohyabu, T. Watanabe, Hantao Ji, H. Akao, T. Ono, T. Kawamura, K. Yamazaki, K. Akaishi, N. Inoue, A. Komori, Y. Kubota, N. Noda, A. Sagara, H. Suzuki, O. Motojima, M. Fujiwara, A. Iiyoshi, *LHD Helical Divertor*; July 1993
- NIFS-240 Y. Miura, F. Okano, N. Suzuki, M. Mori, K. Hoshino, H. Maeda, T. Takizuka, JFT-2M Group, K. Itoh and S.-I. Itoh, *Ion Heat Pulse after Sawtooth Crash in the JFT-2M Tokamak*; Aug. 1993
- NIFS-241 K. Ida, Y. Miura, T. Matsuda, K. Itoh and JFT-2M Group, *Observation of non Diffusive Term of Toroidal Momentum Transport in the JFT-2M Tokamak*; Aug. 1993
- NIFS-242 O.J.W.F. Kardaun, S.-I. Itoh, K. Itoh and J.W.P.F. Kardaun, *Discriminant Analysis to Predict the Occurrence of ELMS in H-Mode Discharges*; Aug. 1993
- NIFS-243 K. Itoh, S.-I. Itoh, A. Fukuyama, *Modelling of Transport Phenomena*; Sep. 1993
- NIFS-244 J. Todoroki, *Averaged Resistive MHD Equations*; Sep. 1993
- NIFS-245 M. Tanaka, *The Origin of Collisionless Dissipation in Magnetic Reconnection*; Sep. 1993
- NIFS-246 M. Yagi, K. Itoh, S.-I. Itoh, A. Fukuyama and M. Azumi, *Current Diffusive Ballooning Mode in Second Stability Region of Tokamaks*; Sep. 1993



- NIFS-247 T. Yamagishi,  
*Trapped Electron Instabilities due to Electron Temperature Gradient and Anomalous Transport*; Oct. 1993
- NIFS-248 Y. Kondoh,  
*Attractors of Dissipative Structure in Three Dissipative Fluids*; Oct. 1993
- NIFS-249 S. Murakami, M. Okamoto, N. Nakajima, M. Ohnishi, H. Okada,  
*Monte Carlo Simulation Study of the ICRF Minority Heating in the Large Helical Device*; Oct. 1993
- NIFS-250 A. Iiyoshi, H. Momota, O. Motojima, M. Okamoto, S. Sudo, Y. Tomita, S. Yamaguchi, M. Ohnishi, M. Onozuka, C. Uenosono,  
*Innovative Energy Production in Fusion Reactors*; Oct. 1993
- NIFS-251 H. Momota, O. Motojima, M. Okamoto, S. Sudo, Y. Tomita, S. Yamaguchi, A. Iiyoshi, M. Onozuka, M. Ohnishi, C. Uenosono,  
*Characteristics of D-3He Fueled FRC Reactor: ARTEMIS-L*, Nov. 1993
- NIFS-252 Y. Tomita, L.Y. Shu, H. Momota,  
*Direct Energy Conversion System for D-3He Fusion*, Nov. 1993
- NIFS-253 S. Sudo, Y. Tomita, S. Yamaguchi, A. Iiyoshi, H. Momota, O. Motojima, M. Okamoto, M. Ohnishi, M. Onozuka, C. Uenosono,  
*Hydrogen Production in Fusion Reactors*, Nov. 1993
- NIFS-254 S. Yamaguchi, A. Iiyoshi, O. Motojima, M. Okamoto, S. Sudo, M. Ohnishi, M. Onozuka, C. Uenosono,  
*Direct Energy Conversion of Radiation Energy in Fusion Reactor*, Nov. 1993
- NIFS-255 S. Sudo, M. Kanno, H. Kaneko, S. Saka, T. Shirai, T. Baba,  
*Proposed High Speed Pellet Injection System "HIPEL" for Large Helical Device*  
Nov. 1993
- NIFS-256 S. Yamada, H. Chikaraishi, S. Tanahashi, T. Mito, K. Takahata, N. Yanagi, M. Sakamoto, A. Nishimura, O. Motojima, J. Yamamoto, Y. Yonenaga, R. Watanabe,  
*Improvement of a High Current DC Power Supply System for Testing the Large Scaled Superconducting Cables and Magnets*; Nov. 1993
- NIFS-257 S. Sasaki, Y. Uesugi, S. Takamura, H. Sanuki, K. Kadota,  
*Temporal Behavior of the Electron Density Profile During Limiter Biasing in the HYBTOK-II Tokamak*; Nov. 1993