

Trace-element and stable-isotope composition of the *Cyprideis torosa* (Crustacea, Ostracoda) shell

Jonathan A. Holmes^{1*} & Patrick De Deckker²

¹ Environmental Change Research Centre, Department of Geography, University College London, Pearson Building, Gower Street, London WC1E 6BT, UK

² Research School of Earth Sciences, The Australian National University, Canberra ACT2600, Australia

* Correspondence: j.holmes@ucl.ac.uk

Abstract: Shells of *Cyprideis*, a widespread euryhaline ostracod, have commonly been used in geochemical investigations involving determinations of trace elements (especially magnesium and strontium) and isotopes (of oxygen, carbon and strontium). In this paper, we evaluate geochemical signatures in *Cyprideis* based on new and previously published data. Mg/Ca and Sr/Ca determinations of fossil shells that calcified in marine-type water have potential to reconstruct palaeotemperature and past water composition using empirical relationships derived from living ostracods recovered from *in vitro* cultures or natural settings. For shells that calcified in non-marine waters of contrasting composition, partitioning of trace metals from water into ostracod shells may differ, meaning that relationships developed for marine waters do not apply. However, variations in Mg/Ca and Sr/Ca in *Cyprideis* in continental settings may still provide valuable palaeohydrological information. Determinations of oxygen isotopes in *Cyprideis* shells are consistent with positive offsets from equilibrium, in common with other ostracod taxa: carbon-isotope values reflect the fact that *Cyprideis* is a detritivore. Oxygen-isotope analyses of *Cyprideis* shells from continental settings provide important palaeohydrological information. Strontium-isotope analyses of *Cyprideis* shells provide valuable records of mixing of marine and continental water in marginal-marine settings. Geochemical analyses of different morphotypes of *Cyprideis* lend support to suggestions that ecophenotypic variations are controlled by factors other than, or additional to, salinity.

Keywords: magnesium/calcium, strontium/calcium, strontium isotopes, oxygen isotopes, carbon isotopes

Supplementary material: descriptions of sites, materials and methods for previously unpublished studies are available at <https://doi.org/10.6084/m9.figshare.c.3248710.v1>

Received 08 September 2015; accepted 13 January 2016

The use of ostracod shells for geochemical analyses is now well established (Holmes & De Deckker (2012) provide a recent review), with applications to marine and non-marine material. Most trace-element analyses have used magnesium and strontium and there now exists a considerable understanding of the partitioning of these elements from water into the ostracod calcite (Dettman & Dwyer 2012). Ostracod shells are also much-used sources of calcite for isotope analyses, mainly oxygen and carbon isotopes in non-marine settings (Decrouy 2012), although there have been a few studies based on marine material (Didié & Bauch 2002) and investigations using other isotopes, such as those of strontium (McCulloch & De Deckker 1989; McCulloch *et al.* 1989; Ingram *et al.* 1998; Holmes *et al.* 2007a). Previous studies have demonstrated the following:

- (1) magnesium and strontium are strongly partitioned between ostracod shell and water (e.g. Dettman & Dwyer 2012), with the amount of partitioning related to taxonomy and environment (especially water Sr/Ca and Mg/Ca and, for magnesium, temperature);
- (2) the oxygen-isotope composition of ostracod calcite is determined by water temperature and water isotope composition, with taxonomically controlled (generally) positive offset from oxygen-isotope equilibrium (Xia *et al.* 1997; von Grafenstein *et al.* 1999; Chivas *et al.* 2002; Decrouy 2012);
- (3) carbon-isotope composition of ostracod shells is determined by the carbon-isotope composition of dissolved inorganic carbon (DIC) (Keatings *et al.* 2002)

and, at times, ambient pore water if the ostracod is endobenthic (Decrouy *et al.* 2011a, b, 2012);

- (4) strontium-isotope composition of ostracod shells reflects that of strontium in water, which is determined by water source and water–rock interaction (Holmes *et al.* 2007b). There is no temperature effect and no control by precipitation of minerals, such as aragonite, from the water that could significantly alter the water's Sr/Ca.

However, there are a number of important areas of incomplete understanding, including the following:

- (1) controls on trace-element partitioning. Although there is strong evidence that water composition and water temperature are significant controls, it is increasingly clear that other factors play a role, such as water ionic activity, bicarbonate content and $p\text{CO}_2$. Moreover, variation in partitioning *within* taxa is probably important (Wansard *et al.* 1998; Dettman & Dwyer 2012);
- (2) the magnitude of vital offsets from oxygen-isotope equilibrium has only been established for a relatively small number of taxa (von Grafenstein *et al.* 1999; Keatings *et al.* 2002). Moreover, the possibility exists that these offsets may not be constant within a single species or genus, contrary to what has previously been suggested (Decrouy *et al.* 2011b; Decrouy 2012). Accurate knowledge of offsets from oxygen-isotope equilibrium is important if oxygen isotopes are to be used in quantitative reconstructions of calcification temperature or water

isotope composition (as demonstrated by von Grafenstein 2002);

- (3) there is poor understanding of factors that control the carbon-isotope composition, arising from the fact that ostracod shells 'sample' DIC at the micro-scale; variations in the carbon-isotope composition of DIC are poorly understood and generally difficult to measure (Decrouy *et al.* 2011a; Decrouy 2012).

Clearly, despite understanding having moved a long way since the techniques were first proposed in the 1950s (e.g. Chave 1954) for trace elements and the 1970s (Fritz *et al.* 1975) for isotopes (Holmes & De Deckker 2012) provide an historical overview), there are still areas that require clarification.

The shells of *Cyprideis torosa* and of other members of the genus *Cyprideis* have been used extensively for trace-element and, to a lesser degree, stable-isotope and strontium-isotope determinations. There are a number of reasons why this genus is a good candidate for geochemical investigations. First, the species *C. torosa* and, more generally, the genus *Cyprideis* are widely distributed both geographically and ecologically (Wouters 2016). *Cyprideis torosa*, in particular, is extremely eurytopic and found in a wide range of water types from near fresh to hypersaline (Sandberg 1964; De Deckker 1981; Athersuch *et al.* 1989; Wouters & Martens 1994, 2001; Meisch 2000). Secondly, because *C. torosa* has been the subject of a number of detailed ecological studies (Vesper 1972a, b; 1975; Heip 1976a, b; Herman & Heip 1982; Herman *et al.* 1983; Schweitzer & Lohmann 1990; Mezquita *et al.* 2000), much is known about its ecology and life cycle, both of which are important in the interpretation of geochemical records. Third, it produces large, robust shells (up to c. 100 µg per valve for well-calcified adults: Marco-Barba *et al.* 2012) that are often well preserved in sediments and well suited to geochemical determinations. Finally, the shells of *C. torosa* show ecophenotypic variability, notably in the presence and strength of nodding (Kilenyi 1972; Vesper 1972a, b, 1975; Van Harten 2000; Keyser 2005) and the morphology of sieve pores (Rosenfeld & Vesper 1977). Nodded morphotypes, sometimes referred to *Cyprideis torosa* forma *torosa*, are commonly found in fresher water whereas smooth morphotypes (*Cyprideis torosa* forma *littoralis*) are associated with more saline water. However, the relationship between nodding and salinity is not simple and some authors, including Van Harten (2000) and Keyser (2005), have suggested that factors other than salinity may also be important controls on ecophenotypic variations in this species. Notwithstanding the fact that the underlying mechanism and environmental significance of these variations are not fully understood, shell morphology is a valuable complementary line of evidence to geochemistry. Moreover, geochemical composition of the shell has some potential to place constraints on morphological variability.

Given the above, it is perhaps not surprising that there have been a good number of studies that have utilized the trace-element and isotope composition of *Cyprideis* shells. These include investigations into modern populations in natural settings and cultures (for trace elements: Chivas *et al.* 1986a, b; Wansard *et al.* 1998; De Deckker *et al.* 1999; Keatings *et al.* 2007; Marco-Barba *et al.* 2012; for stable isotopes: Keatings *et al.* 2007; Bodergat *et al.* 2014) and analyses of fossil specimens from sediments (for trace elements: Anadón *et al.* 1987; Gasse *et al.* 1987; De Deckker *et al.* 1988a, b; Gibert *et al.* 1990; De Deckker & Williams 1993; Wansard 1996; Ingram *et al.* 1998; Holmes *et al.* 2010; Marco-Barba *et al.* 2013; Grossi *et al.* 2015; Wansard *et al.* 2016; for stable isotopes: Ingram *et al.* 1998; Keatings *et al.* 2007; for strontium isotopes: McCulloch & De Deckker 1989; McCulloch *et al.* 1989; Holmes *et al.* 2007b; Grossi *et al.* 2015).

Despite the attraction of *Cyprideis* as a target for geochemical analyses, quantifying trace-element partitioning and stable-isotope

fractionation has proven especially difficult owing to uncertainties surrounding environmental conditions, especially water temperature and composition, at the time of calcification. Although this problem is certainly not unique to *Cyprideis torosa*, it is exacerbated by the fact that the species is extremely eurytopic. Thus, the temperature and composition of the host water at the time of ostracod collection may differ markedly from those at the time of shell calcification. This means that even with detailed monitoring of the environment and for ostracods that were definitely living at the time of sampling, the exact timing of shell calcification may not be known. Laboratory cultures, in which conditions are controlled, can circumvent this problem, but ostracods grown in the laboratory are often under-calcified and may not be representative of fully calcified individuals (De Deckker *et al.* 1999; Dettman & Dwyer 2012).

The aim of this paper is to present a critical evaluation of trace-element partitioning and stable-isotope fractionation in *Cyprideis* and their application to reconstruction of Quaternary palaeoenvironment. Particular focus is placed on *C. torosa*. We begin with a brief overview of the ecology and life history of *Cyprideis torosa*, since knowledge of these is vital to our understanding of geochemical signatures. Next, we go on to examine trace-element partitioning: particular emphasis is placed on magnesium and strontium, since these elements have received most attention in the literature. We then examine isotope fractionation: the main focus is on oxygen isotopes, but with additional reference to the more limited body of work on carbon and strontium. After that, we consider the extent to which geochemistry and ecophenotypy can provide complementary information. Finally, we conclude by summarizing the application of geochemical signatures to environmental reconstruction in marginal-marine and continental settings and suggest avenues for future research that might allow such reconstructions to be refined.

Ecology and life history of *Cyprideis torosa*

Cyprideis torosa is found in a wide range of environments and is considered highly eurytopic. It is found in virtually freshwater, brackish and estuarine waters and hypersaline environments, with maximum reported salinity tolerance of 140 g l⁻¹ or more (Carbonel & Peypouquet 1983). It is also tolerant of hypoxia (Jahn *et al.* 1996), high sulphide concentration (Jahn *et al.* 1996) and high water temperature (Mezquita *et al.* 2000). The species is commonly associated with waters that are Cl-SO₄-dominated and with an alkalinity/Ca ratio of <1. It occurs in modified (i.e. diluted or evaporated) seawater as well as continental water that is saline as a result of evaporate-mineral dissolution or evaporative concentration under dry climate. It is found in a wide range of continental and marginal-marine waters down to depths of 10 m or more (Meisch 2000; Pint *et al.* 2012) on mud, sandy-mud or algal substrates (Meisch 2000). Population densities can be very high in favourable environments, in which the species is the dominant, or sometimes the sole, constituent of ostracod assemblages (Heip 1976a; Frenzel *et al.* 2012).

Life cycle appears to vary with environment. Heip (1976a, b) showed that *C. torosa* has one generation per year but with adults appearing in spring and late summer/autumn. Spring adults produce offspring that mature in late summer/autumn, whereas the late summer/autumn adults produce eggs that overwinter and that moult to adults the following spring. Heip's study was based on a brackish-water pond (Dievegat) in Belgium that had stable salinity, and Heip questioned how applicable his findings would be in other environments. This comment is borne out by studies in Mediterranean waterbodies with highly variable salinity and ionic composition, and high summer temperatures. Here, two or more generations may occur (Mezquita *et al.* 2000; Marco-Barba *et al.* 2012), with maximum densities of adults in early summer and mid-autumn to early spring.

Table 1. Published and unpublished $K_D[M]$ values for *Cyprideis*

$K_D[\text{Sr}]$	$K_D[\text{Mg}]$	Species	Site details	Reference
0.471 ± 0.061		<i>C. australiensis</i>	Diluted or evaporated seawater. Natural waters, Australia.	Chivas <i>et al.</i> (1986a)
0.475 ± 0.057	0.0046 ± 0.001	<i>C. australiensis</i>	Diluted or evaporated seawater. Laboratory cultures. $T = 25^\circ\text{C}$	Chivas <i>et al.</i> (1986a)
$0.223 + 0.0086T$	$-0.000514 + 0.00019T$	<i>C. australiensis</i>	Marine-type water. Laboratory cultures	De Deckker <i>et al.</i> (1999)
0.470 ± 0.053	0.0030 ± 0.0012	<i>C. torosa</i>	Lake Qarun, Egypt. $T = c. 19^\circ\text{C}$	Keatings <i>et al.</i> (2007)
$0.602 - 0.830$	0.0169	<i>C. torosa</i>	Lake Banyoles, NE Spain. $K_D[\text{Mg}]$ quoted for 25°C	Wansard <i>et al.</i> (1998)
0.67 ± 0.09	0.00214 ± 0.0037	<i>C. torosa</i>	The Fleet Lagoon, S. England. $T = 19 - 16^\circ\text{C}$	G. Eisenhauer, unpublished data

T = temperature ($^\circ\text{C}$).

Much of our understanding of *Cyprideis* ecology, life cycle and geochemistry is derived from studies of *Cyprideis torosa* or the likely conspecific taxon *C. australiensis* Hartmann, which is found in Australia. Although yet to be confirmed by genetic studies, morphological evidence points to *C. australiensis* being a synonym of *C. torosa* (Chivas *et al.* 1986a; but see Wouters 2016). Within *C. torosa* itself, there is evidence of genetic diversity (Sywula *et al.* 1995), which may have some relevance to our understanding of differences in calcification and geochemical signatures that have been observed in other species (Ito & Forester 2009; Dettman & Dwyer 2012). We consider this possibility in further detail later in the paper.

Trace-element partitioning

It has long been known that trace metals co-precipitate in calcite of ostracod shells and that trace-element content, especially that of magnesium and strontium, is related to both the chemical composition and temperature of the water in which calcification took place. It has further been suggested that the trace element content of fossil ostracod shells can yield information about past environments (Chave 1954, and reviews in Holmes 1996; Holmes & Chivas 2002; Ito & Forester 2009; Dettman & Dwyer 2012; Holmes & De Deckker 2012). Following the early studies on ostracods grown *in vitro* by Chivas *et al.* (1983), trace-metal precipitation in ostracod shell calcite is often described using partition coefficients ($K_D[M]$ values), which are empirically derived relationships between the molar M/Ca in the ostracod shell and that in the water in which the ostracod calcified, whereby $K_D[M] = M/\text{Ca}_{\text{shell}}/M/\text{Ca}_{\text{water}}$ and M is a trace element, in this case either magnesium or strontium. Partitioning is classically thought to be governed by the M/Ca of the host water and, for magnesium, water temperature, and to be invariant within species or genera. In some studies, K_D values have been used to back-calculate the host water's ionic composition using analyses of ostracods from fossil sequences. Notwithstanding criticism of this approach (Dettman *et al.* 2002; Dettman & Dwyer 2012) and evidence that trace-element partitioning is more complex than is often thought (e.g. Wansard *et al.* 1998; Ito & Forester 2009), a survey of $K_D[M]$ values in *Cyprideis torosa* in different hydrochemical and hydrological settings provides a valuable insight into the complexities of trace-element partitioning in this species (Table 1). For the purposes of this discussion, although *C. torosa* and *C. australiensis* are reported as separate species, we regard them as conspecific in the absence of firm evidence to the contrary.

Chivas *et al.* (1986a) undertook analyses of shells of *C. australiensis* that had calcified in water of marine composition but of varying salinity (from dilution or evaporation of seawater) and reported a $K_D[\text{Sr}]$ value of 0.471 ± 0.061 for specimens collected from natural settings and 0.475 ± 0.057 for specimens from laboratory cultures (Table 1). De Deckker *et al.* (1999) undertook further experimental cultures in marine-type water and noted, in contrast to their previous experiments, a small temperature dependence of strontium uptake of about $2\% \text{ }^\circ\text{C}^{-1}$, along with a strong dependence of strontium in the shell on that in the host water.

They found that $K_D[\text{Sr}] = 0.223 + 0.0086T$, with $K_D[\text{Sr}]$ at 25°C of 0.438, which is similar to that reported in earlier studies. Keatings *et al.* (2007) reported a $K_D[\text{Sr}]$ value of 0.470 ± 0.053 from *C. torosa* material collected from Lake Qarun, Egypt, a Na-SO₄-Cl-type lake with total dissolved solids (TDS) similar to that of seawater.

The above studies lend support to the commonly held view that trace-element partitioning is constant within a species (Table 1). However, other studies have challenged this for *Cyprideis*. Wansard *et al.* (1998) reported $K_D[\text{Sr}]$ values of between 0.602 and 0.830 from Lake Banyoles, an oligohaline lake (TDS = $0.83 - 1.01 \text{ g l}^{-1}$) in northern Spain. Although these authors speculated that variation could potentially reflect unaccounted-for differences in $\text{Sr}/\text{Ca}_{\text{water}}$, it seemed unlikely that uncertainties in water chemistry at the time of shell calcification can explain these high values, since the range does not overlap with previously reported $K_D[\text{Sr}]$ values. These authors suggested, rather, that the higher $K_D[\text{Sr}]$ value was more likely to be an outcome of the species' response to calcification in lower-salinity water. Unpublished data from G. Eisenhauer also indicated higher $K_D[\text{Sr}]$ values, of 0.67 ± 0.09 from the brackish-water end (TDS = 6 g l^{-1}) of the Fleet lagoon in southern England. However, salinity and, presumably, the water Sr/Ca value were variable and the precise value at the time of calcification was not well constrained. This will lead to inevitable uncertainties in the calculated $K_D[\text{Sr}]$ value from this site. Finally, Marco-Barba *et al.* (2012) reported $K_D[\text{Sr}]$ values of 0.57 ± 0.25 across waters of widely varying TDS in eastern Spain, although all of the waters were derived ultimately from meteoric sources. The wider variability in the $K_D[\text{Sr}]$ values reflects large seasonal variations in Sr/Ca ratio in the water. Interestingly, the Sr/Ca ratios of A-1 shells (A-1 = penultimate moult stage before adulthood) better tracks the Sr/Ca ratio of the water, which the authors attribute to the short timespan represented by the juvenile stage compared to the adult. Despite this, the $K_D[\text{Sr}]$ values from this study fall between values reported by Chivas and others (Chivas *et al.* 1986a; De Deckker *et al.* 1999) and those from Wansard (1996) noted above.

The limited evidence above suggests that for *Cyprideis* shells that have calcified in water of marine-derived composition, it may be possible to back-calculate water composition using the $K_D[\text{Sr}]$ value. We test this assumption using data from a living population of *C. torosa* from a small, shallow tidal inlet at Kyleakin on the Isle of Skye, Scotland (this and other previously unpublished studies presented in this paper are described in detail in the accompanying online supplement). Here, use of the $K_D[\text{Sr}]$ value of 0.475 yields a water Sr/Ca ratio of 0.0079 ± 0.0007 (note that the error term here is derived solely from the variation in Sr/Ca ratios from the single shells from this site and does not take into account the additional uncertainties in the published $K_D[\text{Sr}]$ value). This value is close to the commonly accepted Sr/Ca ratio of seawater of 0.0089 (Chester 2000), when allowance is made for freshwater seepage into the tidal inlet.

Dettman *et al.* (2002) and Dettman & Dwyer (2012) raised serious concerns over the use of $K_D[M]$ values to back-calculate water M/Ca values for several reasons, including variation in $K_D[M]$ values within a species and non-systematic variation of trace metals

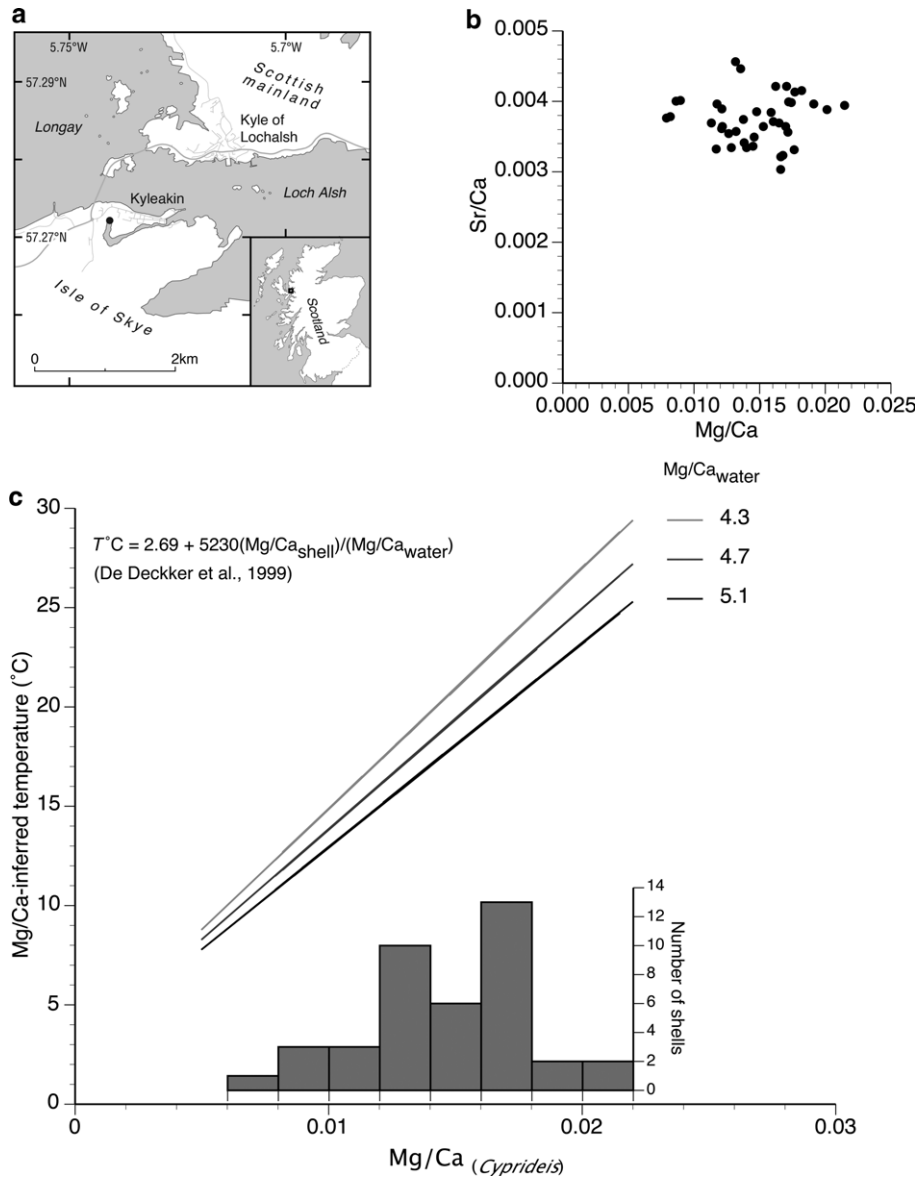


Fig. 1. Trace-element chemistry of single adult shells of *C. torosa* from a tidal lagoon at Kyleakin, Isle of Skye, Scotland. (a) Location of the sample site shown by black dot. (b) Cross-plot of Mg/Ca and Sr/Ca. (c) Temperature inferences under conditions of contrasting water Mg/Ca.

in the ostracod shell with trace metals in the water. However, when dealing with waters of marine origin within certain salinity limits, it may be valid to use a $K_D[\text{Sr}]$ value of 0.475 to back-calculate the composition of palaeo-waters, using a similar approach to that described above. The challenge remains to determine what those limits are through further experimental work, noting also the importance of assessing the ionic activities, as well as concentrations, in the ambient water.

Temperature is a significant control on magnesium partitioning into ostracod shells in many circumstances, leading to the possibility that the magnesium content of fossil ostracod shells can be used as a palaeothermometer. Magnesium is generally more strongly partitioned from water into ostracod shells than strontium, reflecting the fact that many natural waters contain relatively high concentrations of magnesium, and borne out by the observation that ostracods appear always to produce low-Mg calcite shells, even in Mg-rich water (De Deckker et al. 1999), and thus not following the thermodynamically driven partition coefficient.

Chivas et al. (1986a) established a $K_D[\text{Mg}]$ value of 0.0046 ± 0.001 for *C. australiensis* calcifying in evolved seawater under experimental conditions at 25°C. Values of 0.0030 ± 0.0012 for Lake Qarun, Egypt (Keatings et al. 2007) and 0.00214 ± 0.0037 for the Fleet lagoon, southern England (G. Eisenhauer, unpublished data) are consistent with lower temperatures at the time of likely

calcification at these two sites (c. 19°C and 9–16°C, respectively). De Deckker et al. (1999) quantified the temperature-dependence of magnesium uptake in *C. australiensis* using culture experiments at 20°C and 25°C and they proposed that $K_D[\text{Mg}] = -0.000514 + 0.00019 T$ and if the Mg/Ca of the water is known, temperature can be calculated using the equation $T^{\circ}\text{C} = 2.69 + 5230(\text{Mg}/\text{Ca}_{\text{shell}}/\text{Mg}/\text{Ca}_{\text{water}})$ i.e. a 1°C rise in temperature leads to c. 5% increase in shell Mg/Ca content.

Here, we test the De Deckker et al. (1999) equation by applying it to two modern datasets, from Kyleakin, Isle of Skye and the Fleet, Dorset. In Figure 1, we show magnesium-inferred temperature to include the range of Mg/Ca values encountered in the Kyleakin material and for a range of water Mg/Ca values from fully marine (Mg/Ca = 5.1) to slightly brackish (Mg/Ca = 4.3) to cover the likely range of water composition at this site. We then show the measured Mg/Ca ratios of the ostracod specimens in the form of a frequency histogram. The results suggest that the mean Mg/Ca-inferred water temperature at Kyleakin is $17.7 \pm 3.3^{\circ}\text{C}$ for Mg/Ca_{water} of 5.1 and $20.5 \pm 3.9^{\circ}\text{C}$ for Mg/Ca_{water} of 4.3. However, Figure 1 shows that the distribution of Mg/Ca is slightly bimodal, the first (lowest) mode equating to a temperature of 16.0–18.3°C (for Mg/Ca_{water} of 5.1 and 4.3, respectively) and the second to 20.1–23.4°C (for Mg/Ca_{water} of 5.1 and 4.3, respectively). It is possible that the two modal classes represent calcification in late spring and late summer, as suggested

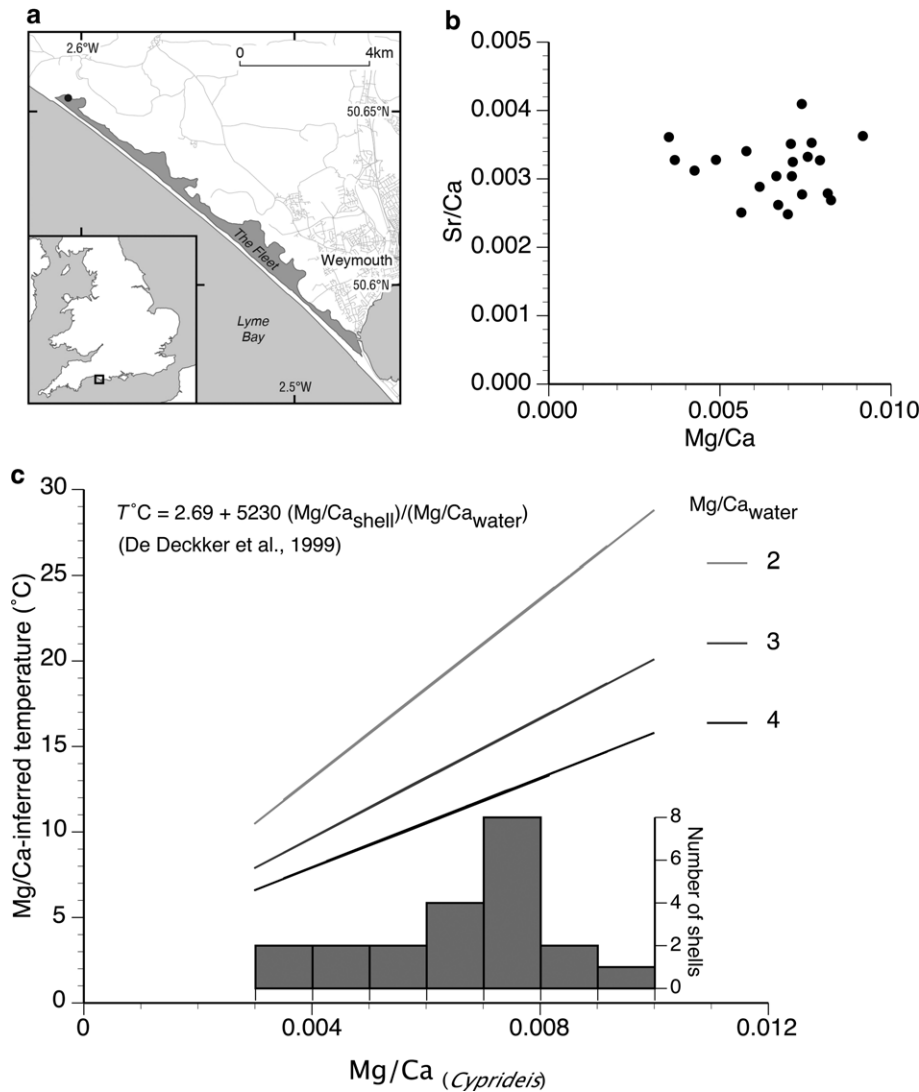


Fig. 2. Trace-element chemistry of single shells of *C. torosa* from the Fleet lagoon, southern England. (a) Location of the study site. (b) Cross-plot of Mg/Ca and Sr/Ca. (c) Temperature inferences under conditions of contrasting water Mg/Ca.

by life-cycle studies reviewed above. Spot measurements of June temperature in the waterbody were up to 18°C. Given that the ostracods may have calcified in late spring (i.e. before this time, when temperature would have been cooler) and late summer (when warmer), the values are not unreasonable. However, we do not have water chemistry determinations for this site, although measured salinity values are consistent with near-marine salinity, for which the Mg/Ca_{water} value would likely have been close to that of seawater, i.e. *c.* 5.1. Greater certainty in these temperature estimates would require detailed monitoring of water conditions and of ostracod populations. However, these results suggest that the equation of De Deckker et al. (1999) does have the potential to allow realistic water temperatures to be reconstructed by Mg/Ca ratios in *Cyprideis*. Interestingly, lack of correlation between Sr/Ca and Mg/Ca in this dataset suggests that temperature is not a significant control on strontium partitioning, if we are correct in our interpretation of the Mg/Ca data (Fig. 1).

We further use the equation of De Deckker et al. (1999) to reconstruct water temperature using Mg/Ca from *C. torosa* collected from the Fleet, using unpublished data from G. Eisenhauer (Fig. 2). We note that the sampling locality has a Mg/Ca (*c.* 3.45) that falls below the range ($5 < \text{Mg}/\text{Ca} < 20$) within which De Deckker et al. (1999) suggest the equation is applicable. Despite this, reconstructed temperature values for ambient Mg/Ca ($12.7 \pm 2.3^{\circ}\text{C}$) are reasonable, although small variations in water Mg/Ca could have led to significant changes in ostracod Mg/Ca without any temperature change. Observed, short-term changes in salinity in the brackish

water end of the Fleet, coupled with quite wide variation in the Sr/Ca of the measured ostracod specimens (Fig. 2), imply that shifts in Mg/Ca might indeed have influenced the ostracod shell magnesium content. Figure 2 illustrates the relatively high sensitivity of temperature reconstructions to water Mg/Ca at levels < 5 , suggesting that our reconstructions probably have quite large uncertainties.

Other studies have shown a less obvious, or different, relationship between Mg/Ca and water temperature. Marco-Barba et al. (2012), in a detailed study of *C. torosa* from coastal lagoons in eastern Spain, found lack of a clear control on Mg/Ca in ostracod shells either by Mg/Ca_{water} or temperature, although this may have arisen from seasonal variability of water conditions and lack of close coupling between water conditions at the time of shell sampling with those at the time of calcification. In any case, the apparent discrepancy between the findings of this Spanish study and other studies remains unresolved, as noted by Wansard et al. (2016).

Wansard (1996) and Wansard et al. (2016) proposed a different equation relating Mg/Ca and temperature for Lake Banyoles, northeastern Spain. Here, the maximum and minimum Mg/Ca ratios in the shells of a population of living ostracods were regarded as representing the minimum calcification temperature for *C. torosa* (derived from Heip 1976a) and the maximum annual water temperature at the site, respectively. The mean Mg/Ca was deemed to represent mean water temperature at the time of calcification. These three data points are described by an equation $T^{\circ}\text{C} = 3.3 + 1971 \text{ Mg}/\text{Ca}$. This equation assumes that peaks in *C. torosa* calcification in this lake occur in late spring and autumn,

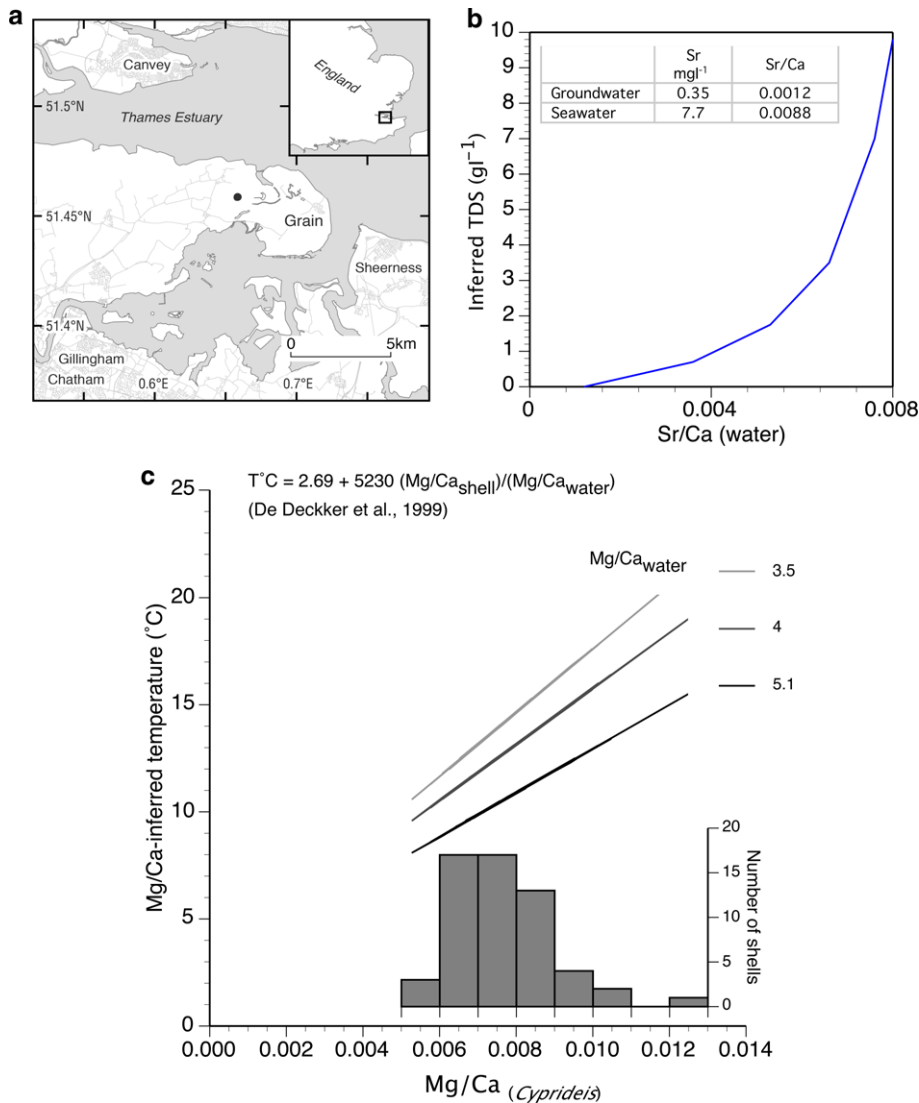


Fig. 3. Trace-element chemistry of single adult shells of *C. torosa* from the Allhallows site (Marine Isotope Stage 9). (a) Location of the sampled section, marked by black dot. (b) Inferred TDS v. Sr/Ca in host water, calculated using a two-component mixing model based on the TDS and Sr/Ca of two end-members, namely groundwater and seawater. (c) Temperature inferences under conditions of contrasting water Mg/Ca.

following Heip's (1976a) observations. However, given that the lake is deep and seasonally stable, this is probably reasonable. The equation also clearly differs from the one of De Deckker et al. (1999), although when applied to fossil ostracods from a sediment record from Lake Banyoles, it yielded reasonable values that compared very well with palaeotemperature reconstructions from other proxies and different archives within the western Mediterranean region (Wansard et al. 2016). The difference in the relationships between temperature and ostracod shell Mg/Ca relationship in Lake Banyoles compared to other settings may represent an adaptation to calcification in low-salinity water (Mg/Ca in Lake Banyoles is 0.64 and TDS = 0.83–1.01 g l⁻¹). Clearly, application of either the Wansard (1996) equation to water of marine-like composition, or the De Deckker et al. (1999) equation to dilute water with low Mg/Ca, would yield unreasonable results.

We further test palaeotemperature and palaeo-Mg/Ca reconstruction using fossil specimens of *C. torosa* from Allhallows, a site in eastern England (Fig. 3). The Allhallows sequence, which dates to Marine Isotope Stage 9, lies at the confluence of the Proto-Thames and Proto-Medway estuaries (Bates et al. 2002). The sediments under discussion here were laid down in a slightly brackish environment on a low-energy floodplain (Bates et al. 2002), with elevated salinity the result of mixing of marine and freshwater. Faunal evidence suggests that TDS was no more than about 5 g l⁻¹ and the ostracod assemblages, which comprise adults and a full range of juvenile valves, were likely *in situ* (Bates et al. 2002).

Given that the former waterbody was a mixture of marine and meteoric water, it is appropriate to use the equations of De Deckker et al. (1999) in our reconstructions.

We assume that the Sr/Ca ratio at Allhallows can be regarded as a sensitive tracer for marine input to the water for this low-salinity site. We use the regression equation of De Deckker et al. (1999) to calculate the past Sr/Ca ratio of Allhallows water i.e. $\text{Sr}/\text{Ca}_{\text{water}} = 1.9799 \text{ Sr}/\text{Ca}_{\text{Cyprideis}} + 0.00144$ to give a mean $\text{Sr}/\text{Ca}_{\text{water}}$ value of 0.00496. If we assume, as a rough approximation, that Allhallows water was a mixture of chalk-derived groundwater (TDS = 0.5 mg l⁻¹, Sr content = 0.35 mg l⁻¹ and Sr/Ca = 0.0012) and seawater (Sr content = 7.7 mg l⁻¹ and Sr/Ca = 0.0089) in a two-component mixing model, a Sr/Ca ratio of 0.00496 would be equivalent to about 4% seawater in the mixture and a TDS of about 2 g l⁻¹ (Fig. 3). This is broadly consistent with the ostracod assemblages, which indicate a salinity of no more than 5 g l⁻¹ (Bates et al. 2002). A similar mixing model for magnesium (groundwater Mg/Ca = 0.03 and Mg content = 15 mg l⁻¹; seawater Mg content = 1290 mg l⁻¹ and Mg/Ca = 5.1) would suggest a Mg/Ca ratio for Allhallows water of 4.92. We then use this value and the Mg/Ca ratios for the ostracods to calculate water temperature, using the equation of De Deckker et al. (1999) quoted above, and derive a value of 10.8 ± 1.4 °C. The uncertainties expressed here are based on variations in ostracod Mg/Ca values alone and do not take into account uncertainty in the Sr/Ca-inferred Mg/Ca ratio of the water, or uncertainties in the Mg/Ca-temperature equation, and so are

unrealistically small. We can, however, evaluate the reconstructed temperatures using the MOTR (Mutual Ostracod Temperature Range) reconstruction method (Horne 2007) based on the ostracod faunal assemblages, which gives a mean July temperature range of 15–21 °C (Bridgland *et al.* 2013). Although higher than the Mg/Ca-inferred temperature, it is possible that the ostracods calcified earlier in the year, under cooler conditions. However, we note no evidence of bimodality in the Mg/Ca ratios at Allhallows, suggesting that the life cycle of *C. torosa* at this site may have differed from that described by Heip (1976a) and evident in the Kyleakin Mg/Ca data referred to above.

We can offer some additional observations about the temperature sensitivity of *C. torosa* and general comments about the use of Sr/Ca and Mg/Ca equations. For magnesium, there is no single relationship between Mg/Ca of shells and either water temperature or water Mg/Ca ratio if the water's ionic composition differs significantly from that of seawater. For Sr/Ca, the same conclusions hold for water Sr/Ca ratio. However, for seawater or water that has a seawater-type composition (modified by dilution or evaporation), it would appear possible to derive reasonable estimates of water temperature and water Sr/Ca ratio using the equations of De Deckker *et al.* (1999), as shown above, especially since water temperature appears to have only minimal influence on strontium partitioning. However, the challenge remains to determine how far water can depart from marine composition for these equations to remain valid. Additional culture experiments and field collections under closely monitored conditions, coupled with palaeoenvironmental reconstructions that can be verified using other proxies, are clearly needed. For waters that depart markedly from marine composition, different relationships exist between M/Ca_{water} and M/Ca_{shell} , and between Mg/Ca_{shell} and temperature. These require further investigation, as does the possible temperature dependence of strontium uptake that was suggested by De Deckker *et al.* (1999). Overall, these findings confirm the suggestions of Dettman & Dwyer (2012) and Marco-Barba *et al.* (2012) that euryhaline ostracod species may employ contrasting calcification strategies in dilute and saline waters and, in particular, in waters with differing ionic composition.

Isotope fractionation

Non-marine ostracod shells have been used somewhat extensively for isotope determinations, mostly for oxygen and carbon isotopes, more rarely for strontium isotopes. They are a valuable source of material for isotope analyses given their abundance and good preservation in many lacustrine and estuarine sediments. The advantage also is that examination of the ostracod valves can assure us as to whether or not they are still in pristine condition. On the contrary, isotopic analysis of bulk sediment cannot be assured to relate to the original precipitation of carbonate crystals as some may be secondary or have precipitated interstitially.

Oxygen

Numerous studies have demonstrated that ostracod shells typically show positive offsets from oxygen-isotope equilibrium, and that the magnitude of the offsets tends to be taxon-specific (von Grafenstein *et al.* 1999; Decrouy 2012). Quantifying the magnitude of offsets from oxygen-isotope equilibrium is important if data from different species are compared or in cases where the oxygen-isotope values are used to calculate water temperature or water composition using equations that assume oxygen-isotope equilibrium between calcite and water. Moreover, the magnitude of offsets from equilibrium may provide insights into the calcification process (Keatings *et al.* 2002). Quantifying disequilibrium for individual ostracod species has relied on ostracods collected from natural settings in which the

water temperature, water isotope composition, or both, are near constant (von Grafenstein *et al.* 1999; Keatings *et al.* 2002) or raised in controlled cultures (Chivas *et al.* 2002).

Defining the offset for *C. torosa* has proved difficult, however, because it tends to inhabit rapidly changing conditions, such as estuaries, where it abounds as discussed earlier. Despite this, there have been several attempts to quantify offsets from equilibrium for this species. Bodergat *et al.* (2014) undertook seasonal sampling of *C. torosa* from a Mediterranean coastal lagoon. They determined a weak negative correlation between temperature and oxygen-isotope fractionation, although noted large variation in oxygen-isotope values in ostracods collected at any one time, a response to rapidly changing conditions within the lagoon, which precluded the calculation of a vital offset value. Similar conclusions were reached by Marco-Barba *et al.* (2012). However, Keatings *et al.* (2007) calculated a vital offset of $\leq +0.8\%$ based on analyses of multiple-shell samples of *C. torosa* from Lake Qarun, Egypt. Owing to greater seasonal stability of this site, coupled with a reasonable knowledge of the timing of calcification of *C. torosa* within this lake, the value is probably reasonable. Moreover, we note that it falls within the range of values quoted for other species (Holmes & Chivas 2002).

Carbon

There is limited information about carbon isotope fractionation in *C. torosa*. Its benthic habitat suggests that it will record a signal from the dissolved inorganic carbon (DIC) at the sediment–water interface. This was confirmed by Marco-Barba *et al.* (2012), who found that the carbon-isotope values in *C. torosa* in a Mediterranean coastal lagoon were typically up to 4‰ depleted in ^{13}C compared with the bulk waterbody DIC, but also highly variable. This observation is also consistent with the fact that *Cyprideis* is a detritivore as seen by P. De Deckker (unpublished observations) for *C. torosa* in lakes (étangs) of the Carmargue (France) and at Divegat (Belgium) and for *C. australiensis* in Dip Lake and Salt Dip Lake (South Australia).

Strontium

A number of studies have utilized strontium-isotope analyses of *C. torosa* shells (e.g. McCulloch *et al.* (1989) for *C. australiensis*; McCulloch & De Deckker (1989) for *C. torosa*). Such analyses are especially applicable to this species in marginal-marine environments, which are characterized by the mixing of spatially and temporally variable proportions of marine and meteoric water, both components often having contrasting $^{87}\text{Sr}/^{86}\text{Sr}$ ratios and strontium concentrations. Because of the small relative difference between the masses of the respective isotopes of strontium, it is generally assumed that there is no isotope fractionation between strontium in water and strontium in carbonate, an assumption that has been supported for ostracods (albeit not *C. torosa*: Holmes *et al.* 2007b). Moreover, even in cases where aragonite precipitates from the host water, its $^{87}\text{Sr}/^{86}\text{Sr}$ will not change. The papers by McCulloch *et al.* (1989) and McCulloch & De Deckker (1989) have demonstrated very clearly that $^{87}\text{Sr}/^{86}\text{Sr}$ analyses of *C. torosa* and associated species can be used to pinpoint changes in water composition associated with the mixing of marine and meteoric waters during, for example, marine transgression and regression.

Ecophenotypic variations

In situations where smooth and noded morphotypes of *C. torosa* are found together in modern environments or stratigraphic sequences, it might be expected that, if all other factors remain constant, the geochemical indicators in noded forms would be consistent with

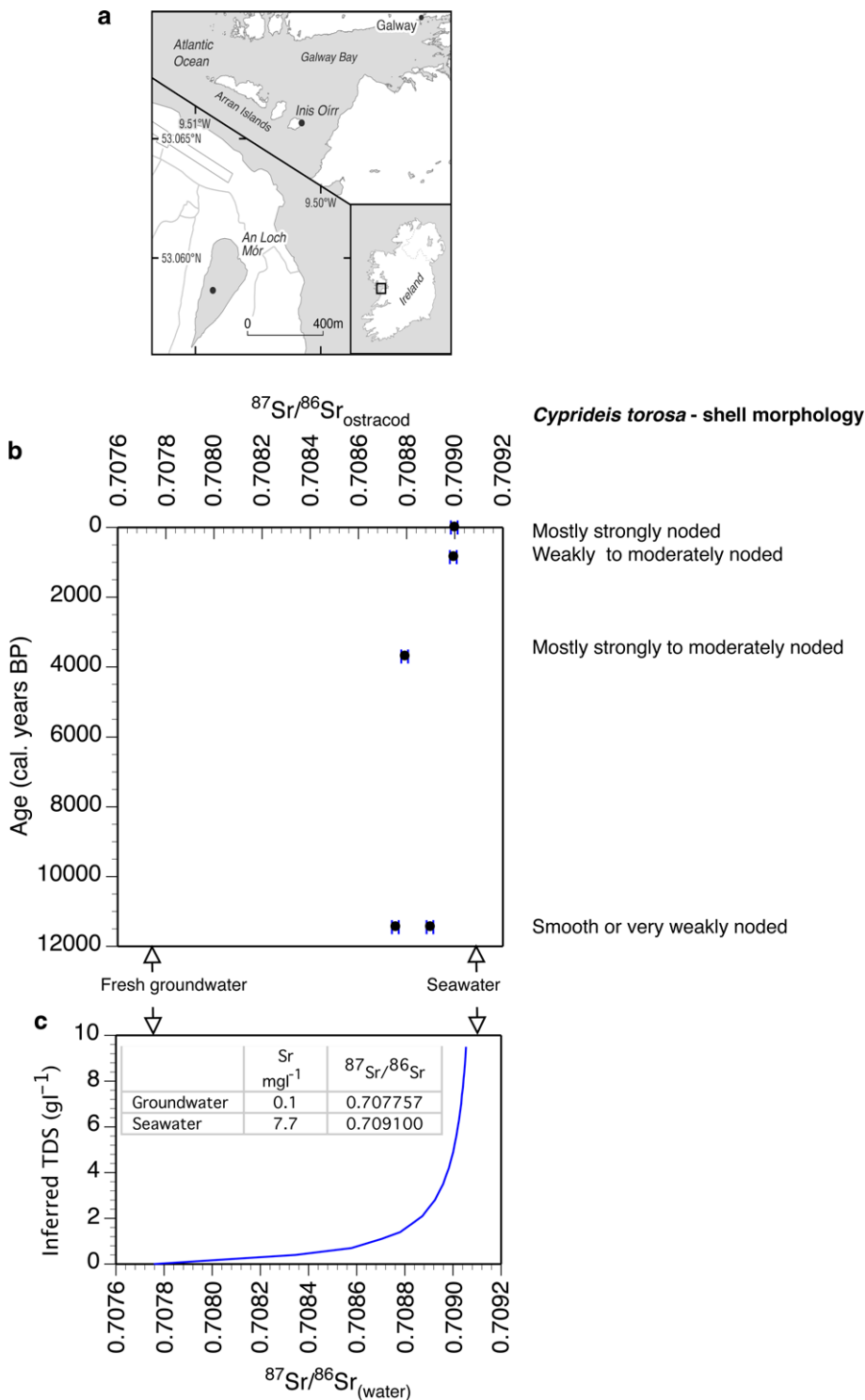


Fig. 4. Strontium-isotope ratios and morphology of shells of *Cyprideis torosa* from An Loch Mór, Ireland. **(a)** Location of study site. Black dot marks core location. **(b)** Variations in $^{87}\text{Sr}/^{86}\text{Sr}$ in Holocene sediments from the lake, plotted against inferred age (from information in Holmes *et al.* 2007a). Dominant morphotype of shells in each analysed sample is also indicated. **(c)** Inferred TDS v. $^{87}\text{Sr}/^{86}\text{Sr}$ in lake water, calculated using a two-component mixing model based on the TDS and $^{87}\text{Sr}/^{86}\text{Sr}$ of two end-members, namely groundwater and seawater.

lower salinity and in smooth forms with higher salinity. Here, we evaluate several studies of the different morphotypes to determine whether geochemistry can add anything to the nodding debate for *C. torosa*.

An Loch Mór is a 23 m-deep, brackish ($\text{TDS} = 4\text{--}6 \text{ g l}^{-1}$), karstic lake on the island of Inis Oírr, Galway Bay, Ireland. It is fed by a mix of groundwater and seawater from subsurface seepage. *Cyprideis torosa* shells are preserved sporadically in the Holocene lake sediments and the species still lives in the present-day lake. Smooth or very weakly noded specimens are found in the early Holocene, whereas more recent individuals are weakly to moderately noded; modern specimens are generally strongly noded (Holmes *et al.* 2007a). Conventional interpretation of the stratigraphic distribution of the different morphotypes would

envisage change from a more saline lake in the early Holocene to lower salinity at present. An inference of elevated salinity during the very early Holocene is not, however, consistent with much lower sea-level at this time, so if it is correct, may require sea-level models for this part of western Ireland to be re-evaluated. We present strontium-isotope analyses of ostracod shells from four levels within the core, as well as from the modern lake, in order to test this interpretation. Although other palaeosalinity indicators are available for the sediments from An Loch Mór (Holmes *et al.* 2007a), strontium-isotope analyses have the advantage that they provide a direct record of the strontium-isotope composition of the water in which the ostracod specimens calcified. We assume that the strontium-isotope composition of lake water at any time is a function of the relative contributions of strontium from limestone-derived

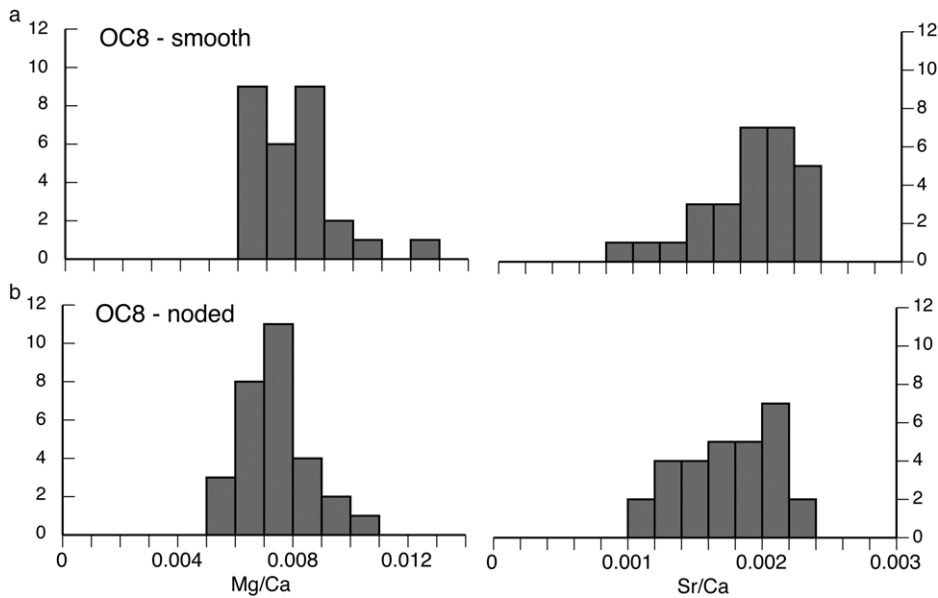


Fig. 5. Frequency distributions of Mg/Ca and Sr/Ca in single adult shells of *Cyprideis torosa* from Allhallows (see Fig. 3 for location): (a) smooth morphotypes; (b) noded morphotypes.

groundwater and seawater, described by a two-component mixing model (Fig. 4), and that the strontium-isotope composition of the ostracod shells is a direct measure of the strontium-isotope composition of the water in which they calcified. Strontium-isotope analyses of the modern specimens suggest that they calcified in water with TDS between 5 and 7 g l⁻¹, which is consistent with direct measurements of TDS in the modern lake. Specimens from the early and mid-Holocene have low strontium-isotope values that differ markedly from modern seawater values, consistent with TDS between 1.3 and 2.5 g l⁻¹. Salinity values only rise to near present-day values after about 1 ka BP (Holmes *et al.* 2007a). These inferred salinity values are consistent with other palaeoecological information from the lake, all of which suggests that it was fresh or slightly brackish. This information is not consistent with the presence of mainly smooth morphotypes of *C. torosa* shell during the early Holocene. Lack of sensitivity in the strontium-isotope salinity proxy is an unlikely explanation (Fig. 4): more likely is that the morphology of specimens in this lake is a response to factors other than, or in addition to salinity, as has been suggested previously by Van Harten (2000).

We also report Mg/Ca and Sr/Ca in specimens of *C. torosa* from Allhallows, the site described in a previous section. Here, we analysed smooth and noded forms from level OC8 (Fig. 5), although these were lumped together in the previous discussion. Population structure suggests that the smooth and noded forms were *in situ* and had not been transported, although we cannot say whether they actually co-existed in a life assemblage, since level OC8 in the sequence would have accumulated over a lengthy time period – likely hundreds of years – and potentially different life assemblages could have been conflated. The Mg/Ca and Sr/Ca for the smooth forms were slightly higher than for the noded forms, although the differences are not statistically significant (Fig. 5), leading us to conclude that shell chemistry does not support the use of shell morphology in *C. torosa* as a sensitive salinity indicator.

Several other studies have found little or no significant difference between the chemical composition of noded and smooth shells where these co-exist (Wansard *et al.* 1998, 2016; Marco-Barba *et al.* 2012). Moreover, Grossi *et al.* (2015) cast similar doubt over the use of ecophenotypic variations in the congener *C. agrigentina* Decima, from the European Miocene, as an indicator of palaeosalinity based on morphological and geochemical signatures. Bodergat *et al.* (1991) analysed the trace-element content and nodding of *C. torosa* valves for European waters of contrasting salinity and found variations in morphology and trace-element composition with

environmental variables, although no simple relationship between shell composition and morphology. However, the balance of evidence from these studies confirms the long-held view that factors other than, or as well as, salinity must explain nodding in *C. torosa* and other members of the genus.

Discussion and conclusions

As a widely occurring taxon that is often present in large numbers, producing robust shells that are often well preserved in sediments, *Cyprideis torosa* is a promising target for geochemical analyses. Its common occurrence and abundance has led to a relatively large number of geochemical calibration studies having been undertaken, as reviewed above, meaning that we have reasonable understanding of trace-element partitioning and stable-isotope fractionation in this species. Furthermore, its eurytopic nature means it is commonly found throughout a sedimentary succession, even in cases where there have been major variations in inferred environmental conditions. Where such a situation occurs, it provides the added advantage that a single taxon can be analysed throughout the sequence.

Analyses of *Cyprideis* from natural waters and *in vitro* cultures has provided a wealth of information about trace-element partitioning. In waters of marine-type composition, there is strong evidence that strontium partitioning is constant. This provides the possibility of using the strontium content of *Cyprideis* shells to reconstruct the Sr/Ca of the host water under clearly defined conditions. Despite evidence for weak thermodependence of strontium uptake for *C. australiensis* (De Deckker *et al.* 1999), changes in the Sr/Ca of the host water have a greater influence on the strontium content of *Cyprideis* shells. The ability to reconstruct Sr/Ca of palaeo-waters is especially important in settings where there has been mixing of meteoric and marine water. Given that continental water often has contrasting strontium content and Sr/Ca to marine water, mixtures of two components have Sr/Ca values that relate to salinity (Anadón *et al.* 2002a), allowing past salinity to be estimated in some cases (Mazzini *et al.* 1999; Anadón *et al.* 2002a, b; Holmes *et al.* 2010; Marco-Barba *et al.* 2013).

For continental waters in which the ionic composition departs significantly from that of seawater, strontium partitioning into the shells of *Cyprideis* may differ, meaning that it may be difficult to back-calculate the Sr/Ca ratio of the water. However, if it can be shown that the Sr/Ca of waters varies from mineral precipitation as a result of evaporative concentration, Sr/Ca ratios in *Cyprideis* shells

can be used as a valuable tracer of evaporative history and, hence, change in effective moisture. Such an approach has been used to good effect for Neogene and Quaternary sequences (e.g. Anadón *et al.* 1987, 1994, 2002b; Gasse *et al.* 1987; Anadón & Julià 1990; Gibert *et al.* 1990; Ghetti *et al.* 2002).

For magnesium, there is strong thermodependence of partitioning, leading to the possibility that magnesium content of *Cyprideis* can be used to infer past temperature. In cases where water composition is, or was, marine-derived, this approach can yield reliable estimates of palaeotemperature using the equation of De Deckker *et al.* (1999). In dilute waters, different relationships exist between temperature and magnesium uptake, although if water Mg/Ca remains constant and the relationship between temperature and magnesium uptake can be well defined, as was the case for the Lake Banyoles study (Wansard 1996; Wansard *et al.* 2016), robust temperature reconstructions can be achieved although it is likely that specific equations will need to be produced for individual water types. Where water composition varies markedly, this can override the temperature signal. In continental lakes subject to evaporative enrichment, Mg/Ca values of *Cyprideis* may complement Sr/Ca values as indicators of evaporative history (see references cited above for Sr/Ca).

For oxygen isotopes, there is limited evidence to show that *Cyprideis* shells show positive offsets from oxygen-isotope equilibrium, as has been demonstrated for most other taxa investigated. However, accurate quantification of this offset has been confounded by the species' eurytopic nature. Even without an accurate assessment of the vital offset, shells of *Cyprideis* have been used to reconstruct past environments for Pleistocene and Holocene sequences, especially from continental lakes (Anadón *et al.* 1994, 2002a; Dixit *et al.* 2014a, b, 2015) and marginal-marine sequences (Mazzini *et al.* 1999; Anadón *et al.* 2002b; Ghetti *et al.* 2002; Marco-Barba *et al.* 2013).

Differences in trace-element partitioning and isotope fractionation into *Cyprideis* shells under conditions of contrasting salinity and water ionic composition suggest that it may show different calcification mechanisms under different environmental conditions. Carbon-isotope values of *Cyprideis* are consistent with the fact that it is a detritivore. Finally, strontium-isotope analyses of *Cyprideis* shells provide excellent evidence for mixing of marine and meteoric waters in marginal-marine settings.

Coupling of geochemical analyses with ecophenotypic assessments suggests that morphological variations in *Cyprideis*, especially the occurrence of nodding, are not a simple response to salinity, implying that nodding is controlled by additional factors and not salinity alone. These observations further suggest that the use of nodding in fossil *Cyprideis* shells as an indicator of salinity should be approached with caution.

Despite the value of *Cyprideis* shells in geochemical studies, there is a clear need for further investigations. More studies are needed of trace-element partitioning in waters of different ionic composition, especially in order to validate the use of existing palaeotemperature questions or to propose alternative relationships. Further work is required to confirm the offset from oxygen-isotope equilibrium in *Cyprideis* so that analyses can be used in quantitative reconstructions as has been done for other species (e.g. von Grafenstein *et al.* 1999). Additional investigations into the life cycle of the species are urgently needed, especially in different climatic regimes and in waters of contrasting composition. Genetic studies are needed to assess whether species such as *C. australiensis* are truly conspecific with *C. torosa*, as morphological evidence suggests is the case. The eurytopic character of *Cyprideis torosa* means that it is adapted to fluctuating conditions on short timescales. Analyses of multiple single shells from a stratigraphic level often reveal marked inter-shell geochemical variability as a result. Analyses of large numbers of individuals may, therefore,

often be required in order to characterize 'mean' conditions. That said, the amount of inter-shell geochemical variability within a stratigraphic layer might provide valuable insights into short-term (seasonal or inter-annual) fluctuations in the past environment (Holmes 2008; Dixit *et al.* 2015). Finally, it is important to carry out palaeoecological investigations of ostracod assemblages in parallel with ostracod shell chemical analyses. A thorough assessment of an ostracod assemblage can inform whether or not this material has been reworked/transported. If the assemblage is mixed and includes, for example, several taxa with contrasting salinity ranges or specimens with varying preservation, the sample may relate to different periods of deposition.

Acknowledgements and Funding

We thank Dave Horne and John Whittaker for providing material from Kyleakin and Allhallows, respectively, and Gary Eisenhauer for allowing us to quote unpublished data from the Fleet from his PhD thesis. We are grateful to Steffen Mischke and Jessica Reeves for their detailed and thought-provoking comments on an earlier version of the paper, and to Alan Lord for editorial handling.

Scientific editing by Alan Lord

References

- Anadón, P. & Julià, R. 1990. Hydrochemistry from Sr and Mg contents of ostracodes in Pleistocene lacustrine deposits, Baza Basin (SE Spain). *Hydrobiologia*, **197**, 291–303.
- Anadón, P., Julià, R., De Deckker, P., Rosso, J.C. & Soulié-Marsche, I. 1987. Contribución a la paleolimnología del Pleistoceno inferior de la cuenca da Baza (Sector Orce-Venta Micena). *Paleontologia I Evolució. Memoria Especial*, **1**, 35–72.
- Anadón, P., Utrilla, R. & Julià, R. 1994. Paleoenvironmental reconstruction of a Pleistocene lacustrine sequence from faunal assemblages and ostracode shell geochemistry, Baza Basin, SE Spain. *Palaeogeography Palaeoclimatology Palaeoecology*, **111**, 191–205.
- Anadón, P., Gliozzi, E. & Mazzini, I. 2002a. Palaeoenvironmental reconstruction of marginal marine environments from combined palaeoecological and geochemical analyses on ostracods. In: Holmes, J.A. & Chivas, A.R. (eds) *The Ostracoda: Applications in Quaternary Research*. American Geophysical Union, Geophysical Monograph, **131**, 227–247.
- Anadón, P., Ghetti, P. & Gliozzi, E. 2002b. Sr/Ca, Mg/Ca ratios and Sr and stable isotopes of biogenic carbonates from the Late Miocene Velona Basin (central Apennines, Italy) provide evidence of unusual non-marine Messinian conditions. *Chemical Geology*, **187**, 213–230.
- Athersuch, J., Horne, D.J. & Whittaker, J. 1989. *Marine and Brackish Water Ostracods*. The Linnean Society and The Estuarine and Brackish-Water Science Association, E.J. Brill, Leiden.
- Bates, M.R., Keen, D.H., Whittaker, J.E., Merry, J.S. & Wenban-Smith, F.F. 2002. Middle Pleistocene molluscan and ostracod faunas from Allhallows, Kent, UK. *Proceedings of the Geologists' Association*, **113**, 223–236.
- Bodergat, A.-M., Rio, M. & Andréani, A.-M. 1991. Composition chimique et ornementation de *Cyprideis torosa* (Crustacea, Ostracoda) dans le domaine paraliq. *Oceanologica Acta*, **14**, 505–514.
- Bodergat, A.M., Lecuyer, C., Martineau, F., Nazik, A., Gurbuz, K. & Legendre, S. 2014. Oxygen isotope variability in calcite shells of the ostracod *Cyprideis torosa* in Akyatan Lagoon, Turkey. *Journal of Paleolimnology*, **52**, 43–59.
- Bridgland, D.R., Harding, P. *et al.* 2013. An enhanced record of MIS 9 environments, geochronology and geoarchaeology: data from construction of the High Speed 1 (London–Channel Tunnel) rail-link and other recent investigations at Purfleet, Essex, UK. *Proceedings of the Geologists' Association*, **124**, 417–476.
- Carbonel, P. & Peypouquet, J.P. 1983. Ostracoda as indicators of ionic concentrations and dynamic variations: methodology (Lake Bogoria, Kenya). In: Maddocks, R.F. (ed.) *Applications of Ostracoda*. University of Houston, TX, 264–276.
- Chave, K.E. 1954. Aspects of the biogeochemistry of magnesium, I. calcareous marine organisms. *Journal of Geology*, **62**, 266–283.
- Chester, R. 2000. *Marine Geochemistry*. 2nd edn. Blackwell, Malden, MA.
- Chivas, A.R., De Deckker, P. & Shelley, J.M.G. 1983. Magnesium, strontium and barium partitioning in non marine ostracod shells and their use in paleoenvironment reconstructions – a preliminary study. In: Maddocks, R.F. (ed.) *Applications of Ostracoda*. University of Houston, TX, 238–249.
- Chivas, A.R., De Deckker, P. & Shelley, J.M.G. 1986a. Magnesium and strontium in non-marine ostracod shells as indicators of palaeosalinity and palaeotemperature. *Hydrobiologia*, **143**, 135–142.
- Chivas, A.R., De Deckker, P. & Shelley, J.M.G. 1986b. Magnesium content of non-marine ostracod shells: a new palaeosalinometer and palaeothermometer. *Palaeogeography Palaeoclimatology Palaeoecology*, **54**, 43–61.
- Chivas, A.R., De Deckker, P., Wang, S.X. & Cali, J.A. 2002. Oxygen-isotope systematics of the nektic ostracod *Australocypris robusta*. In: Holmes, J.A. &

- Chivas, A.R. (eds) *The Ostracoda: Applications in Quaternary Research*. American Geophysical Union, Geophysical Monograph, **131**, 301–313.
- Decrouy, L. 2012. Biological and environmental controls on isotopes in ostracod shells. In: Horne, D.J., Holmes, J.A., Rodriguez-Lazaro, J. & Viehberg, F. (eds) *Ostracoda as Proxies for Quaternary Climate Change*. Developments in Quaternary Science, **17**, 165–181.
- Decrouy, L., Vennemann, T.W. & Ariztegui, D. 2011a. Controls on ostracod valve geochemistry, Part 1: Variations of environmental parameters in ostracod (micro-) habitats. *Geochimica et Cosmochimica Acta*, **75**, 7364–7379.
- Decrouy, L., Vennemann, T.W. & Ariztegui, D. 2011b. Controls on ostracod shell geochemistry: Part 2. Carbon and oxygen isotope composition. *Geochimica et Cosmochimica Acta*, **75**, 7380–7399.
- Decrouy, L., Vennemann, T.W. & Ariztegui, D. 2012. Sediment penetration depths of epi- and infaunal ostracods from Lake Geneva (Switzerland). *Hydrobiologia*, **688**, 5–23.
- De Deckker, P. 1981. Ostracods of athalassic saline lakes – a review. *Hydrobiologia*, **81**, 131–144.
- De Deckker, P. & Williams, M.A.J. 1993. Lacustrine paleoenvironments of the area of Bir Tarfawi-Bir Sahara East reconstructed from fossil ostracods and the chemistry of their shells. In: Wendorf, F., Schild, R. et al. (eds) *Egypt during the Last Interglacial. The Middle Paleolithic of Bir Tarfawi and Bir Sahara East*. Plenum Press, New York, 115–119.
- De Deckker, P., Chivas, A.R. & Shelley, J.M.G. 1988a. Paleoenvironment of the Messinian Mediterranean 'Largo Mare' from strontium and magnesium in ostracode shells. *Palaiois*, **3**, 352–358.
- De Deckker, P., Chivas, A.R., Shelley, J.M.G. & Torersen, T. 1988b. Ostracod shell chemistry: a new palaeoenvironmental indicator applied to a regressive/transgressive record from the Gulf of Carpentaria, Australia. *Palaogeography Palaeoclimatology Palaeoecology*, **66**, 231–241.
- De Deckker, P., Chivas, A.R. & Shelley, J.M.G. 1999. Uptake of Mg and Sr in the euryhaline ostracod *Cyprideis* determined from in vitro experiments. *Palaogeography Palaeoclimatology Palaeoecology*, **148**, 105–116.
- Dettman, D.L. & Dwyer, G.S. 2012. The calibration of environmental controls on elemental ratios in ostracod shell calcite: a critical assessment. In: Horne, D.J., Holmes, J.A., Rodriguez-Lazaro, J. & Viehberg, F. (eds) *Ostracoda as Proxies for Quaternary Climate Change*. Developments in Quaternary Science, **17**, 145–163.
- Dettman, D.L., Palacios-Fest, M. & Cohen, A.S. 2002. Comment on G. Wansard & F. Mezquita, The response of ostracode shell chemistry to seasonal change in a Mediterranean freshwater spring environment. *Journal of Paleolimnology*, **27**, 487–491.
- Didié, C. & Bauch, H.A. 2002. Implications of upper Quaternary stable isotope records of marine ostracodes and foraminifers for paleoecological and paleoceanographical investigations. In: Holmes, J.A. & Chivas, A.R. (eds) *The Ostracoda: Applications in Quaternary Research*. American Geophysical Union, Geophysical Monograph, **131**, 279–299.
- Dixit, Y., Hodell, D.A. & Petrie, C.A. 2014a. Abrupt weakening of the summer monsoon in northwest India ~ 4100 yr ago. *Geology*, **42**, 339–342.
- Dixit, Y., Hodell, D.A., Sinha, R. & Petrie, C.A. 2014b. Abrupt weakening of the Indian summer monsoon at 8.2 kyr BP. *Earth and Planetary Science Letters*, **391**, 16–23.
- Dixit, Y., Hodell, D.A., Sinha, R. & Petrie, C.A. 2015. Oxygen isotope analysis of multiple, single ostracod valves as a proxy for combined variability in seasonal temperature and lake water oxygen isotopes. *Journal of Paleolimnology*, **53**, 35–45.
- Frenzel, P., Schulze, I. & Pint, A. 2012. Noding of *Cyprideis torosa* valves (Ostracoda) – a proxy for salinity? New data from field observations and a long-term microcosm experiment. *International Review of Hydrobiology*, **97**, 314–329.
- Fritz, P., Anderson, T.W. & Lewis, C.F.M. 1975. Late Quaternary climatic trends and history of Lake Erie from stable isotope studies. *Science*, **190**, 267–269.
- Gasse, F., Fontes, J.C. et al. 1987. Biological remains, geochemistry and stable isotopes for the reconstruction of environmental and hydrological changes in the Holocene lakes from North Sahara. *Palaogeography Palaeoclimatology Palaeoecology*, **60**, 1–46.
- Ghetti, P., Anadón, P., Bertini, A., Esu, D., Gliozzi, E., Rook, L. & Soulié-Marsche, I. 2002. The Early Messinian Velona basin (Siena, central Italy): paleoenvironmental and paleobiogeographical reconstructions. *Palaogeography Palaeoclimatology Palaeoecology*, **187**, 1–33.
- Gibert, E., Arnold, M., Conrad, G., De Deckker, P., Fontes, J.-C., Gasse, F. & Kassir, A. 1990. Retour des conditions humides au Sahara Septentrional (sebkha Mellala), Algérie. *Bulletin de la Société Géologique de France*, **8**, 497–504.
- Grossi, F., Gliozzi, E., Anadón, P., Castorina, F. & Voltaggio, M. 2015. Is *Cyprideis agrigentina* Decima a good paleosalinometer for the Messinian Salinity Crisis? Morphometrical and geochemical analyses from the Eraclea Minoa section (Sicily). *Palaogeography Palaeoclimatology Palaeoecology*, **419**, 75–89.
- Heip, C. 1976a. The life-cycle of *Cyprideis torosa* (Crustacea, Ostracoda). *Oecologia*, **24**, 229–245.
- Heip, C. 1976b. The spatial pattern of *Cyprideis torosa* (Jones, 1850) (Crustacea: Ostracoda). *Journal of Marine Biological Association of the United Kingdom*, **56**, 179–189.
- Herman, P.M.J. & Heip, C. 1982. Growth and respiration of *Cyprideis torosa* Jones, 1850 (Crustacea Ostracoda). *Oecologia*, **54**, 300–303.
- Herman, P.M.J., Heip, C. & Vranken, G. 1983. The production of *Cyprideis torosa* Jones, 1850 (Crustacea, Ostracoda). *Oecologia*, **58**, 326–331.
- Holmes, J.A. 1996. Trace-element and stable-isotope geochemistry of non-marine ostracod shells in Quaternary palaeoenvironmental reconstruction. *Journal of Paleolimnology*, **15**, 223–235.
- Holmes, J.A. 2008. Sample-size implications of the trace-element variability of ostracod shells. *Geochimica et Cosmochimica Acta*, **72**, 2934–2945.
- Holmes, J.A. & Chivas, A.R. 2002. Ostracod Shell Chemistry – Overview. In: Holmes, J.A. & Chivas, A.R. (eds) *The Ostracoda: Applications in Quaternary Research*. American Geophysical Union, Geophysical Monograph, **131**, 185–204.
- Holmes, J.A. & De Deckker, P. 2012. Introduction to ostracod shell chemistry and its application to Quaternary palaeoclimate studies. In: Horne, D.J., Holmes, J.A., Rodriguez-Lazaro, J. & Viehberg, F. (eds) *Ostracoda as Proxies for Quaternary Climate Change*. Developments in Quaternary Science, **17**, 131–143.
- Holmes, J., Jones, R.L., Haas, J.N., McDermott, F., Molloy, K. & O'Connell, M. 2007a. Multi-proxy evidence for Holocene lake-level and salinity changes at An Loch Mór, a coastal lake on the Aran Islands, western Ireland. *Quaternary Science Reviews*, **26**, 2438–2462.
- Holmes, J.A., Darbyshire, D.P.F. & Heaton, T.H.E. 2007b. Palaeohydrological significance of late Quaternary strontium isotope ratios in a tropical lake. *Chemical Geology*, **236**, 281–290.
- Holmes, J., Sayer, C.D., Liptrót, E. & Hoare, D.J. 2010. Complex controls on ostracod palaeoecology in a shallow coastal brackish-water lake: implications for palaeosalinity reconstruction. *Freshwater Biology*, **55**, 2484–2498.
- Horne, D.J. 2007. A Mutual Temperature Range method for Quaternary palaeoclimatic analysis using European nonmarine Ostracoda. *Quaternary Science Reviews*, **26**, 1398–1415.
- Ingram, B.L., De Deckker, P., Chivas, A.R., Conrad, M.E. & Byrne, A.R. 1998. Stable isotopes, Sr/Ca, and Mg/Ca in biogenic carbonates from Petaluma Marsh, northern California, USA. *Geochimica et Cosmochimica Acta*, **62**, 3229–3237.
- Ito, E. & Forester, R.M. 2009. Changes in continental ostracode shell chemistry: uncertainty of cause. *Hydrobiologia*, **620**, 1–15.
- Jahn, A., Gamenick, I. & Theede, H. 1996. Physiological adaptations of *Cyprideis torosa* (Crustacea, Ostracoda) to hydrogen sulphide. *Marine Ecology Progress Series*, **142**, 215–223.
- Keatings, K.W., Heaton, T.H.E. & Holmes, J.A. 2002. Carbon and oxygen isotope fractionation in non-marine ostracods: results from a 'natural culture' environment. *Geochimica et Cosmochimica Acta*, **66**, 1701–1711.
- Keatings, K.W., Hawkes, I., Holmes, J.A., Flower, R.J., Leng, M.J., Abu-Zied, R. H. & Lord, A.R. 2007. Evaluation of ostracod-based palaeoenvironmental reconstruction with instrumental data from the arid Faiyum Depression, Egypt. *Journal of Paleolimnology*, **38**, 261–283.
- Keyser, D. 2005. Histological peculiarities of the nodding process in *Cyprideis torosa* (Jones) (Crustacea, Ostracoda). *Hydrobiologia*, **538**, 95–106.
- Kilenyi, T.I. 1972. Transient and balanced genetic polymorphism as an explanation of variable nodding in the ostracode *Cyprideis torosa*. *Micropaleontology*, **18**, 47–63.
- Marco-Barba, J., Ito, E., Carbonell, E. & Mesquita-Joanes, F. 2012. Empirical shell chemistry calibration of *Cyprideis torosa* (Jones, 1850) (Crustacea: Ostracoda). *Geochimica et Cosmochimica Acta*, **93**, 143–163.
- Marco-Barba, J., Holmes, J.A., Mesquita-Joanes, F. & Miracle, M.R. 2013. The influence of climate and sea-level change on the Holocene evolution of a Mediterranean coastal lagoon: evidence from ostracod palaeoecology and geochemistry. *Geobios*, **46**, 409–421.
- Mazzini, I., Anadón, P. et al. 1999. Late Quaternary sea-level changes along the Tyrrhenian coast near Orbetello (Tuscany, central Italy): palaeoenvironmental reconstruction using ostracods. *Marine Micropaleontology*, **37**, 289–311.
- McCulloch, M.T. & De Deckker, P. 1989. Sr isotopic constraints on the evolution of the Mediterranean Basin during the Messinian 'salinity crisis'. *Nature*, **342**, 62–65.
- McCulloch, M.T., De Deckker, P. & Chivas, A.R. 1989. Strontium isotope variations in single ostracod valves from the Gulf of Carpentaria, Australia: a palaeoenvironmental indicator. *Geochimica et Cosmochimica Acta*, **53**, 1703–1710.
- Meisch, C. 2000. *Freshwater Ostracoda of Western and Central Europe*. Süßwasserfauna von Mitteleuropa 8/3. Spektrum Akademischer Verlag, Heidelberg.
- Mezquita, F., Olmos, V. & Oltra, R. 2000. Population ecology of *Cyprideis torosa* (Jones, 1850) in a hypersaline environment of the Western Mediterranean (Santa Pola, Alacant) (Crustacea: Ostracoda). *Ophelia*, **53**, 119–130.
- Pint, A., Frenzel, P., Fuhrmann, R., Scharf, B. & Wennrich, V. 2012. Distribution of *Cyprideis torosa* (Ostracoda) in Quaternary athalassic sediments in Germany and its application for palaeoecological reconstructions. *International Review of Hydrobiology*, **97**, 330–355.
- Rosenfeld, A. & Vesper, B. 1977. The variability of the sieve-pores in recent and fossil species of *Cyprideis torosa* (Jones, 1850) as an indicator for salinity and palaeosalinity. In: Löffler, H. & Danielopol, D. (eds) *Aspects of Ecology and Zoogeography of Recent and Fossil Ostracoda*. Dr W. Junk, The Hague, 55–67.

- Sandberg, P.A. 1964. The ostracod genus *Cyprideis* in the Americas. Acta Universitatis Stockholmiensis, Stockholm Contributions in Geology, **12**.
- Schweitzer, P.N. & Lohmann, G.P. 1990. Life-history and the evolution of ontogeny in the ostracode genus *Cyprideis*. *Paleobiology*, **16**, 107–125.
- Sywula, T., Glazewska, I., Whatley, R.C. & Mognilevsky, A. 1995. Genetic differentiation in the brackish-water ostracod *Cyprideis torosa*. *Marine Biology*, **121**, 647–653.
- Van Harten, D. 2000. Variable nodding in *Cyprideis torosa* (Ostracoda, Crustacea): an overview, experimental results and a model from Catastrophe Theory. *Hydrobiologia*, **419**, 131–139.
- Vesper, B. 1972a. Zur Morphologie und Ökologie von *Cyprideis torosa* (Jones, 1850) (Crustacea, Ostracoda, Cytheridae) unter besonderer Berücksichtigung seiner Biometrie. *Mitteilungen Hamburger Zoologisches Museum und Institut*, **68**, 21–77.
- Vesper, B. 1972b. Zum Problem der Buckelbildung bei *Cyprideis torosa* (Jones, 1850) (Crustacea, Ostracoda, Cytheridae). *Mitteilungen Hamburger Zoologisches Museum und Institut*, **68**, 79–94.
- Vesper, B. 1975. Ein Beitrag zur Ostracodenfauna Schleswig- Holsteins. *Mitteilungen Hamburger Zoologisches Museum und Institut*, **72**, 97–108.
- von Grafenstein, U. 2002. Oxygen-isotope studies of ostracods from deep lakes. In: Holmes, J.A. & Chivas, A.R. (eds) *The Ostracoda: Applications in Quaternary Research*. American Geophysical Union, Geophysical Monograph, **131**, 249–266.
- von Grafenstein, U., Erlernkeuser, H. & Trimborn, P. 1999. Oxygen and carbon isotopes in modern fresh-water ostracod valves: assessing vital offsets and autecological effects of interest for palaeoclimate studies. *Palaeogeography Palaeoclimatology Palaeoecology*, **148**, 133–152.
- Wansard, G. 1996. Quantification of paleotemperature changes during isotopic stage 2 in the La Draga continental sequence (NE Spain) based on the Mg/Ca ratio of freshwater ostracods. *Quaternary Science Reviews*, **15**, 237–245.
- Wansard, G., De Deckker, P. & Julià, R. 1998. Variability in ostracod partition coefficients D(Sr) and D(Mg): Implications for lacustrine palaeoenvironmental reconstructions. *Chemical Geology*, **146**, 39–54.
- Wansard, G., De Deckker, P. & Julià, R. 2016. Combining the Mg/Ca of the ostracod *Cyprideis torosa* with its ontogenic development for reconstructing a 28 kyr temperature record for Lake Banyoles (NE Spain). *Journal of Micropalaeontology*, first published online January 19, 2016, <http://doi.org/10.1144/jmpaleo2015-009>
- Wouters, K. 2016. On the modern distribution of the euryhaline species *Cyprideis torosa* (Jones, 1850) (Crustacea, Ostracoda). *Journal of Micropalaeontology*, first published online May 3, 2016, <http://doi.org/10.1144/jmpaleo2015-021>
- Wouters, K. & Martens, K. 1994. Contribution to the knowledge of the *Cyprideis* species flock (Crustacea: Ostracoda) of Lake Tanganyika, with the description of three new species. *Bulletin de L'Institut Royal des Sciences Naturelles de Belgique*, **64**, 111–128.
- Wouters, K. & Martens, K. 2001. On the *Cyprideis* species flock (Crustacea, Ostracoda) in Lake Tanganyika, with the description of four new species. *Hydrobiologia*, **450**, 111–127.
- Xia, J., Ito, E. & Engstrom, D.R. 1997. Geochemistry of ostracode calcite: Part I. An experimental determination of oxygen isotope fractionation. *Geochimica et Cosmochimica Acta*, **61**, 377–382.