



EUROPEAN CENTRAL BANK

EUROSYSTEM

# A peek into the ECB data warehouse

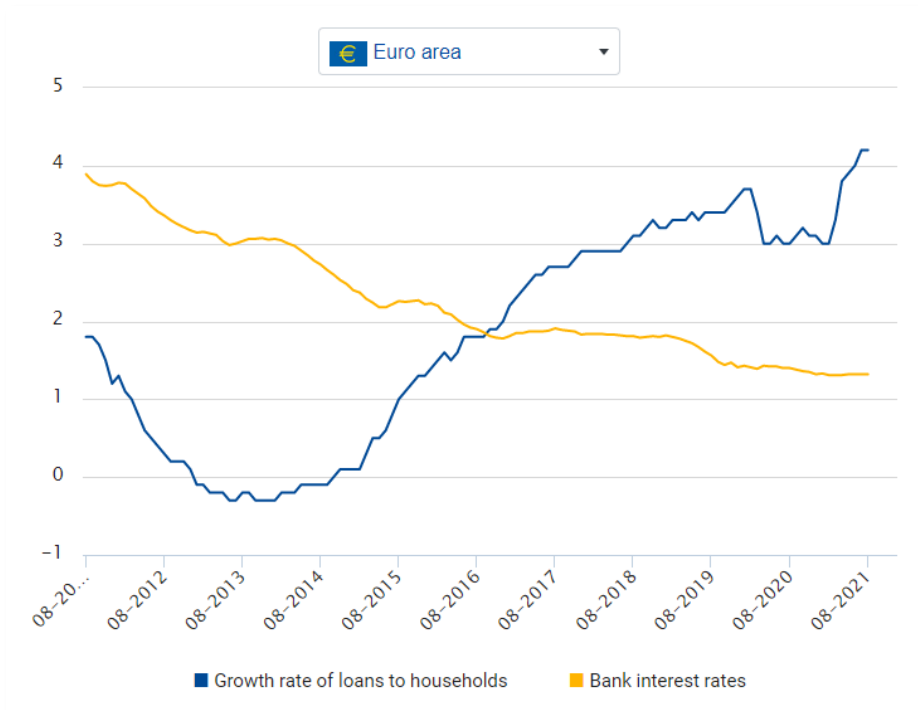
EU Datathon 2022



25/03/2022

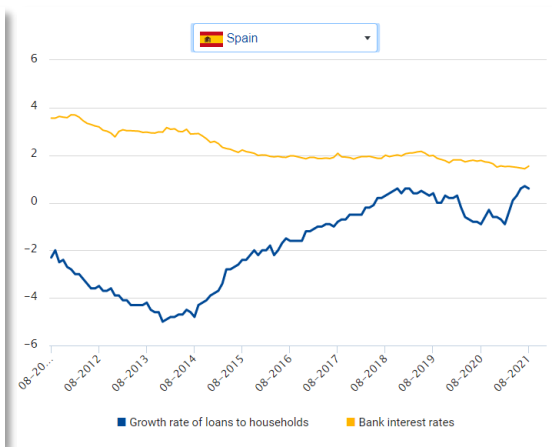
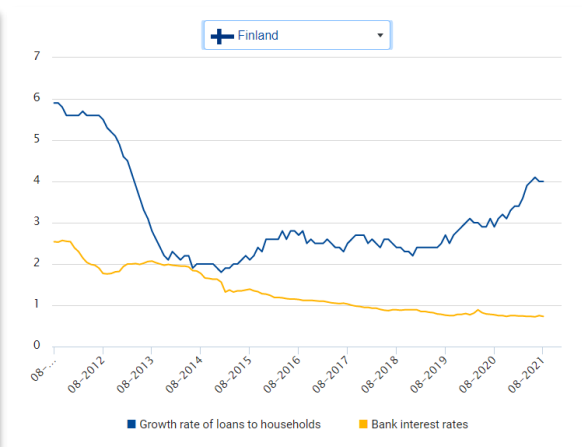
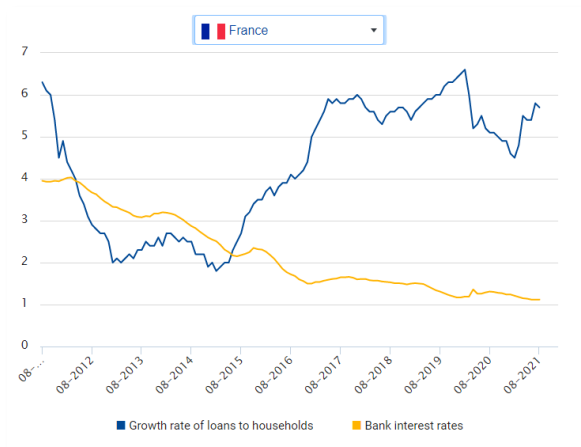
Thomas Gottron  
ECB Data Office

# ECB Data – an example



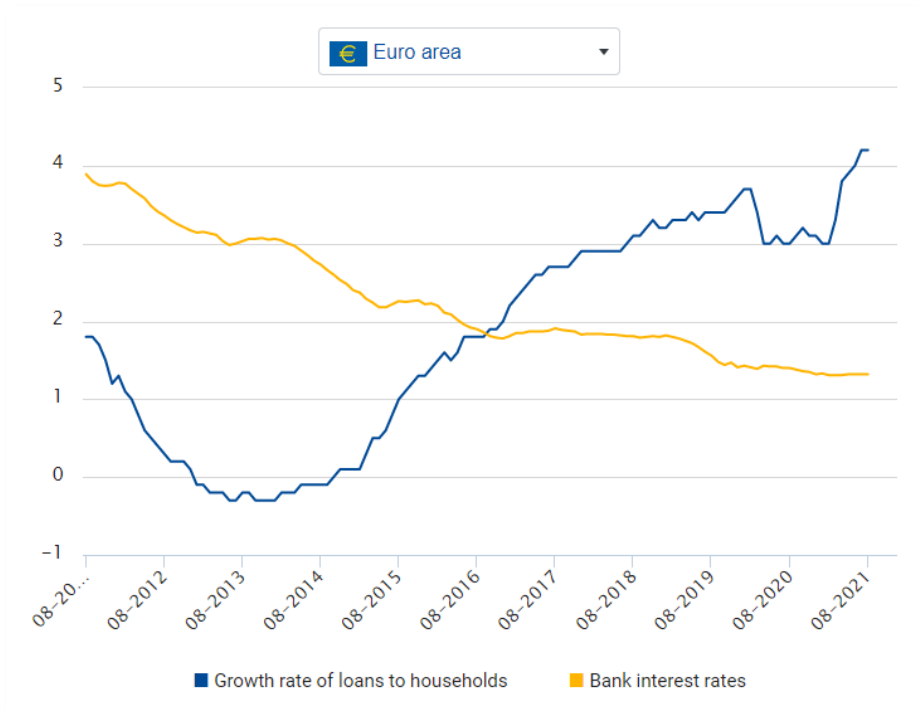
Source: <https://www.euro-area-statistics.org/statistics-insights/growth-in-loans-to-households-continues-to-increase-steadily>

# ECB Data – an example



Source: <https://www.euro-area-statistics.org/statistics-insights/growth-in-loans-to-households-continues-to-increase-steadily>

# ECB Data – an example



Source: <https://www.euro-area-statistics.org/statistics-insights/growth-in-loans-to-households-continues-to-increase-steadily>



# Overview of the ECB datasets

# ECB Data – an overview

## Data available on:

- Money, credit, banking statistics
- External Statistics
- Sectoral Statistics
- Surveys on enterprises and households
- Financial markets and interest rates
- Supervisory data and prudential statistics



# Money, credit, banking statistics

The dataset includes:

- statistics relating to monetary aggregates and their counterparts;
- balance sheet stocks and flows for all financial sub-sectors;
- credit institutions and money market funds;
- other financial intermediaries including investment funds and financial vehicle corporations; insurance corporations and pension funds;
- derived statistics for the financial sector.



# Money, credit, banking statistics



## Data factsheet

### Methodology

- Money, credit and banking on ECB website  
[https://www.ecb.europa.eu/stats/money\\_credit\\_banking/html/index.en.html](https://www.ecb.europa.eu/stats/money_credit_banking/html/index.en.html)
- Financial corporations on ECB website  
[https://www.ecb.europa.eu/stats/financial\\_corporations/html/index.en.html](https://www.ecb.europa.eu/stats/financial_corporations/html/index.en.html)

### Access to the data

- Money, credit and banking  
<http://sdw.ecb.europa.eu/browse.do?node=9691106>
- Financial corporations  
<http://sdw.ecb.europa.eu/browse.do?node=9691098>

### Data availability

- Money, credit and banking: annual, quarterly, or monthly and varying starting date.
- Financial Corporations: quarterly and monthly, varying starting date.

### Other information

- ECB/Euro-system policy and exchange rates  
<http://sdw.ecb.europa.eu/browse.do?node=9691097>



# External Statistics

**Balance of payments** and **international investment positions** summarises all the transactions and positions between euro area residents and non-residents, on a monthly and quarterly basis.



# External Statistics



## Data factsheet

### Methodology

- ECB Guideline  
[https://www.ecb.europa.eu/ecb/legal/pdf/l\\_06520120303en00010044.pdf](https://www.ecb.europa.eu/ecb/legal/pdf/l_06520120303en00010044.pdf)
- Methodological manual (BPM6)  
<https://www.imf.org/external/pubs/ft/bop/2007/bopman6.htm>

### Access to the data

- Balance of payments and international investment position data  
<http://sdw.ecb.europa.eu/browse.do?node=9688874>

### Data availability

- Annual, monthly or quarterly, and varying starting date.

### Other information

- Eurostat publishes balance of payments / international investment positions statistics for the EU and respective countries in its public database.
- The IMF also publishes balance of payments / international investment positions statistics in its website.

# Sectoral Statistics

**Sector accounts** present a breakdown of economic activity for all resident institutional sectors in a complete and consistent set of quarterly data.



# Sectoral Statistics



## Data factsheet

### Methodology

- ECB financial accounts and government finance statistics guidelines  
<https://www.ecb.europa.eu/ecb/legal/1005/96887/html/index.en.html>
- Methodological manual (ESA2010)  
<https://ec.europa.eu/eurostat/documents/3859598/5925693/KS-02-13-269-EN.PDF/44cd9d01-bc64-40e5-bd40-d17df0c69334>

### Access to the data

- Sector Accounts  
<http://sdw.ecb.europa.eu/browse.do?node=9689710>

### Data availability

- Annual and quarterly, from the first quarter of 1999

### Other information

- Eurostat publishes quarterly and annual sector accounts statistics. These data are published in its public database.
- The OECD also publishes sector accounts statistics. These data is equally released in its website.

# Surveys on enterprises and households

The **Survey on Access to Finance of Enterprises** (SAFE) provides information on the latest developments in the financial situation of enterprises, and documents trends in the need for and availability of external financing.

The **Household Finance and Consumption Survey** (HFCS) collects information on the assets, liabilities, income and consumption of households. The dataset provides insights into their economic behaviour and financial situation.



# Surveys on enterprises and households



## Data factsheet

### Methodology

- Survey on Access to Finance of Enterprises  
[https://www.ecb.europa.eu/stats/pdf/surveys/sme/methodological\\_information\\_survey\\_and\\_user\\_guide.pdf](https://www.ecb.europa.eu/stats/pdf/surveys/sme/methodological_information_survey_and_user_guide.pdf)
- Household Finance and Consumption Survey  
<https://www.ecb.europa.eu/pub/pdf/scpsps/ecbsp17.en.pdf>

### Access to the data

- Survey on Access to Finance of Enterprises  
<http://sdw.ecb.europa.eu/browseSelection.do?node=9138776>
- Household Finance and Consumption Survey  
[https://www.ecb.europa.eu/pub/economic-research/research-networks/html/researcher\\_hfcn.en.html](https://www.ecb.europa.eu/pub/economic-research/research-networks/html/researcher_hfcn.en.html)

### Data availability

- Survey on Access to Finance of Enterprises: every six months, from 2009.
- Household Finance and Consumption Survey: every three years, from 2010.

### Other information

- European Commission, SAFE survey  
[https://ec.europa.eu/growth/access-to-finance/data-surveys\\_en](https://ec.europa.eu/growth/access-to-finance/data-surveys_en)
- Eurostat, EU Statistics on Income and Living Conditions (EU-SILC)  
<https://ec.europa.eu/eurostat/web/income-and-living-conditions>

# Financial markets and interest rates

Financial markets and interest rates covers:

- MFI interest rate statistics (MIR)
- Securities Issues Statistics (SEC)
- Securities Holdings Statistics by Sector (SHSS)
- Yield curves – daily euro area yield curves 3 months to 30 years.
- Euro Money Market
- Euro short term rate (€STR)
- Payment statistics
- Indicators of financial integration in the euro area



# Financial markets and interest rates



## Data factsheet (1/2)

### Methodology

- MFI interest rate statistics  
[https://www.ecb.europa.eu/stats/financial\\_markets\\_and\\_interest\\_rates/bank\\_interest\\_rates/mfi\\_interest\\_rates/html/index.en.html](https://www.ecb.europa.eu/stats/financial_markets_and_interest_rates/bank_interest_rates/mfi_interest_rates/html/index.en.html)
- Securities Issues Statistics guideline  
[https://www.ecb.europa.eu/ecb/legal/pdf/oj\\_l\\_2015\\_093\\_r\\_0012\\_en\\_txt.pdf](https://www.ecb.europa.eu/ecb/legal/pdf/oj_l_2015_093_r_0012_en_txt.pdf)
- Securities Holdings Statistics by Sector, regulation and guideline  
<https://www.ecb.europa.eu/ecb/legal/1005/shs/html/index.en.html>
- Euro area yield curves  
[https://www.ecb.europa.eu/stats/financial\\_markets\\_and\\_interest\\_rates/euro\\_area\\_yield\\_curves/html/index.en.html](https://www.ecb.europa.eu/stats/financial_markets_and_interest_rates/euro_area_yield_curves/html/index.en.html)
- MMSR Regulation and Amending Regulation  
<http://eur-lex.europa.eu/legal-content/EN/TXT/?uri=CELEX:32014R1333>  
<http://eur-lex.europa.eu/legal-content/EN/TXT/?uri=CELEX:32015R1599>
- Euro short term rate methodology  
[https://www.ecb.europa.eu/paym/initiatives/interest\\_rate\\_benchmarks/shared/pdf/ecb.ESTER\\_methodology\\_and\\_policies.en.pdf](https://www.ecb.europa.eu/paym/initiatives/interest_rate_benchmarks/shared/pdf/ecb.ESTER_methodology_and_policies.en.pdf)
- Payment statistics  
[https://www.ecb.europa.eu/stats/payment\\_statistics/html/index.en.html](https://www.ecb.europa.eu/stats/payment_statistics/html/index.en.html)
- Indicators of financial integration in the euro area  
[https://www.ecb.europa.eu/stats/financial\\_markets\\_and\\_interest\\_rates/financial\\_integration/html/index.en.html](https://www.ecb.europa.eu/stats/financial_markets_and_interest_rates/financial_integration/html/index.en.html)

### Access to the data

- MFI interest rate statistics  
<https://sdw.ecb.europa.eu/browseExplanation.do?node=1513>
- Securities Issues Statistics  
<http://sdw.ecb.europa.eu/browse.do?node=9691129>
- Securities Holdings Statistics  
<http://sdw.ecb.europa.eu/browse.do?node=9691130>
- Euro short-term rates  
[https://www.ecb.europa.eu/stats/financial\\_markets\\_and\\_interest\\_rates/euro\\_short-term\\_rate/html/index.en.html](https://www.ecb.europa.eu/stats/financial_markets_and_interest_rates/euro_short-term_rate/html/index.en.html)
- Payment Statistics  
<https://sdw.ecb.europa.eu/browse.do?node=9691104>
- Indicators of financial integration in the euro area  
<https://sdw.ecb.europa.eu/browse.do?node=9691128>



# Financial markets and interest rates



## Data factsheet (2/2)

### Data availability

- MFI interest rate statistics: monthly, and varying starting date.
- Securities Issues Statistics: monthly for euro area countries, annual for non-euro area EU Member States, from December 1989 where available.
- Securities Holdings Statistics by Sector: quarterly, from the fourth quarter of 2013.
- Euro Money Market: reserve maintenance period, from 2017 and 2018, respectively, for unsecured and secured segment.
- Pre-€STR: reserve maintenance period, from 15 March 2017.
- Payment Statistics: yearly, varying starting date.
- Indicators of financial integration in the euro area: annual, quarterly, monthly and daily according to statistics, varying starting date.

### Other information


- Bank for International Settlements (BIS) debt securities statistics  
[https://www.bis.org/statistics/about\\_securities\\_stats.htm](https://www.bis.org/statistics/about_securities_stats.htm)
- Bank for International Settlements payments and financial market infrastructure statistics  
[https://www.bis.org/statistics/payment\\_stats.htm](https://www.bis.org/statistics/payment_stats.htm)

# Supervisory data and prudential statistics

**Supervisory data** include aggregated Supervisory Banking Statistics of significant institutions. The ECB also publishes selected information for individual banks on solvency and leverage ratios and risk-weighted assets.

**Consolidated banking data** contain information on profitability, balance sheets, asset quality, liquidity and solvency of EU banks, and refer to all EU Member States.

**Macro-prudential statistics** include indicators for macro-prudential analysis. Indicators that can be used to explain and predict financial crisis episodes are included within the Macro-prudential Database.



# Supervisory data and prudential statistics



## Data factsheet

### Methodology

- Supervisory data website  
<https://www.bankingsupervision.europa.eu/banking/statistics/html/index.en.html>
- Consolidated banking data  
[https://www.ecb.europa.eu/stats/supervisory\\_prudential\\_statistics/consolidated\\_banking\\_data/html/index.en.html](https://www.ecb.europa.eu/stats/supervisory_prudential_statistics/consolidated_banking_data/html/index.en.html)
- Macro-prudential statistics  
[https://www.ecb.europa.eu/stats/supervisory\\_prudential\\_statistics/macprudential\\_statistics/html/index.en.html](https://www.ecb.europa.eu/stats/supervisory_prudential_statistics/macprudential_statistics/html/index.en.html)

### Access to the data

- Statistical Data Warehouse  
<https://sdw.ecb.europa.eu/home.do>
- Consolidated banking data  
<http://sdw.ecb.europa.eu/browse.do?node=9691144>

- Macro-prudential database  
<http://sdw.ecb.europa.eu/browse.do?node=9689335>

### Data availability

- Supervisory data: quarterly, from 2016
- Consolidated banking data: annual and quarterly, from 2014 onwards. Series starting in 2007 correspond to series with data from 2007 to 2014Q4 coming from the CBD, mapped into CBD2.
- Macro-prudential statistics: monthly, quarterly or annual and varying starting date.



# How to access ECB datasets

**7 February 2022** Launch of competition  
**31 March 2022** Deadline to submit ideas  
**25 April 2022** Preselected teams announced  
**26 June 2022** Deadline to submit full proposals  
**15 July 2022** Finalist teams announced  
**20 October 2022** Competition finals

#eudatathon | [op.europa.eu/eudatathon](https://op.europa.eu/eudatathon) | 20 OCTOBER 2022 | **EUDATATHON'22**

## The official portal for European data

**170** Catalogues  
**36** Countries  
**1 396 441** Datasets

### Trending datasets

- Consolidated list of persons, groups and entities subject to EU financial sanctions
- Taxpayer Identification Number (TIN)
- The European Commission's Oil Bulletin
- Number of COVID-19 people killed by age
- CORDIS - EU research projects under Horizon 2020 (2014-2020)

### Search datasets

Search datasets

[Agriculture, Fisheries, Forestry & Foods](#)

Economy & Finance	Education, Culture & Sport	Energy	Environment	Government & Public Sector	Health
International Issues	Justice, Legal System & Public Safety	Population & Society	Regions & Cities	Science & Technology	Transport

[DATA CATALOGUES](#) | [ALL DATASETS](#) | [EU INSTITUTIONS DATASETS](#)



This website is about euro area and national central bank statistics, and presents a sub-set of available and [easily shared](#) statistics.

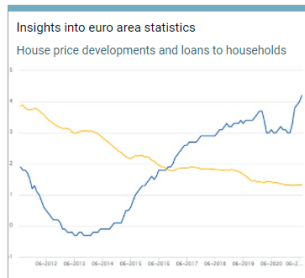


**Don't take it for granted: the value of high-quality data and statistics for the ECB's policymaking**



20 October 2020

Institutions all over the world are today celebrating the third World Statistics Day with the theme "Connecting the world with data we can trust".

- Select your indicator and compare the euro area countries.
- > Bank interest rates
  - > Banks balance sheet
  - > Competitiveness indicators
  - > External sector
  - > Financing and investment dynamics
  - > Inflation rates
  - > Investment funds
  - > Macroeconomic indicators
  - > Securities






Interactive publications

-  Inflation
-  Money, credit and central bank interest rates

Banks' Corner  
Download area

Tweets by @ecb

-  **European Central Bank** @ecb  
Given the push for a less complex Stability and Growth Pact in the post-COVID era, this paper assesses a move to a two-tier system based on an expenditure growth rule linked to a debt anchor. This system could help synchronise fiscal and monetary policies [ecb.europa.eu/pub/pdf/scpwps...](#) 23h
-  **European Central Bank** @ecb  
Working paper: Ideology and monetary policy - the role of political parties' stances in the ECB's parliamentary hearings [ecb.europa.eu/pub/pdf/scpwps...](#) 23h
-  **European Central Bank** @ecb  
Banks can and must do much better to improve the quality of their disclosures, and they need to do it quickly, says Supervisory Board Vice-Chair @FrankElderson at the @EBI\_EU Policy Series event. Read his speech [bankingsupervision.europa.eu/press/speeches...](#)

<https://www.euro-area-statistics.org/>

# Statistical Data Warehouse



Home > Publications

Google Search  SDW Search

ENHANCED BY Google

Try our new data search [here!](#)

+ Publications

- + All Datasets
- + ECB/Eurosystem policy and exchange rates
- + Money, credit and banking
- + Financial corporations
- + Financial markets and interest rates
- + Macroeconomic and sectoral statistics
- + Balance of payments and other external statistics
- + Supervisory and prudential statistics
- + Payments statistics
- + ECB surveys
- + My Settings
- + Help
- + Login
- + Currency Converter
- + Site Directory

**Economic activity** | Exchange rates and balance of payments | Banking supervision

**Selected Indicators for the Euro Area** [See more](#)

<input checked="" type="checkbox"/>	(annual percentage changes unless otherwise stated)	Euro Area	Reference Period
<input checked="" type="radio"/>	<b>Inflation rate (HICP)</b>	5.8	2022Feb
<input type="radio"/>	Monetary aggregate M3	6.4	2022Jan
<input type="radio"/>	GDP in prices of the previous year (economic growth)	4.6	2021Q4
<input type="radio"/>	Unit labour costs	1.0	2021Q4
<input type="radio"/>	Population (in thousands)	342881	2021
<input type="radio"/>	Unemployment rate (as a % of labour force)	6.8	2022Jan
<input type="radio"/>	Labour productivity	2.4	2021Q4
<input type="radio"/>	Current account balance (as a % of GDP)	2.58	2021Q4
<input type="radio"/>	US dollar / Euro exchange rate	1.0960	14 Mar 2022
<input type="radio"/>	Government deficit (-) / surplus (+) (as a % of GDP)	-6.2	2021Q3
<input type="radio"/>	Government debt (as a % of GDP)	97.7	2021Q3

**Inflation rate (HICP)**

Dynamic Chart | Static Chart

From: 31-01-1999 to: 28-02-2022

Full Period



■ Euro Area

**News & Updates**

- EST w Mar 15 09:17
- FM w Mar 15 06:08
- EXR w Mar 14 16:18
- YC w Mar 14 14:55
- STP w Mar 14 14:11
- MNA w Mar 14 12:56
- CISS w Mar 14 12:36
- IDCM w Mar 14 11:47
- ILM w Mar 14 11:28
- RESR w Mar 11 17:50
- STS w Mar 11 11:00
- MPD w Mar 10 18:59
- ENA w Mar 10 13:08
- RESH w Mar 10 11:59
- SEC w Mar 10 10:00

## Further information

- Help pages  
<https://sdw.ecb.europa.eu/help.do>
- API documentation and manual  
<https://sdw-wsrest.ecb.europa.eu/help/>

<https://sdw.ecb.europa.eu/>