

# Sora Scavenger Hunt



Advanced

Name: \_\_\_\_\_

**Step 1:** Download the Sora app or visit [soraapp.com](http://soraapp.com).


**Step 2:** Sign in with \_\_\_\_\_

**Step 3:** Complete the following missions on a tablet, smartphone or computer. Good Luck!

When you want to find a new book, go to the Explore Tab . Tap the Explore Tab for the following questions.


1. What symbol is displayed at the bottom of an audiobook? \_\_\_\_\_



2. Navigate down to Popular Subjects. Tap **Explore all subjects**. Select **fantasy**. Refine  and Sort by Release date. What title is listed first? \_\_\_\_\_

3. **Borrow** a title of your choice. What book did you borrow? \_\_\_\_\_

When you need to find your borrowed or assigned titles, go to the Home Tab  Tap the Home Tab for the following questions.

4. Open the book you borrowed by tapping the jacket cover, then tap **Open Book**. Tap the Reading Menu  and open **Reading Settings**. Under **Book Design**, you can change what font your book is displayed in. Tap **Custom**. Other than additional font options, in what way can you change how a book looks? \_\_\_\_\_

- a. Justification
- b. Line Spacing
- c. Weight
- d. All of the above

5. Other than **Bright**, **Sepia**, and **Dark** what lighting can you display the book in? \_\_\_\_\_

6. Close the **Reading Menu** by tapping **Done** and tap in the center of the screen to hide the progress bar. Begin swiping left to turn the page until you get to chapter 1. Tap and hold down on a word to have the option to **Define** or **Highlight**. **Define the word**. After defining the word, **highlight it**. In addition to green, what colors are available when making a highlight? \_\_\_\_\_

- a. Black & Blue
- b. Blue & Red
- c. Yellow & Pink

# Sora Scavenger Hunt




7. In addition to looking up definitions and highlighting words and phrases, you can also make a note. **Add a note.** Leave the title by tapping **Close**. Return to the **Home** tab, scroll down to **Recent notes and highlights** and tap **See all**. Which of the following is a way to export  your notes and highlights?

- a. PDF
- b. CSV
- c. Text
- d. All of the above

8. You've now earned achievements! Tap , circle the achievement(s) you've earned below:



Think of the Sora Menu  in the app as your account settings. You will need to locate the Sora Menu for the following questions.

9. Can you add a public library via Sora? *Hint: Try searching for your local public library!*

- a. Yes
- b. No

10. What other things can you do in the menu?  Name one option:

\_\_\_\_\_

Now you know more about Sora, the student reading app.  
Happy reading!