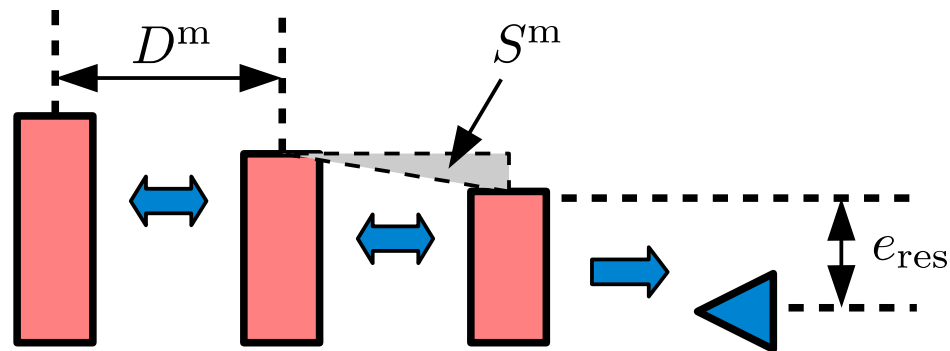


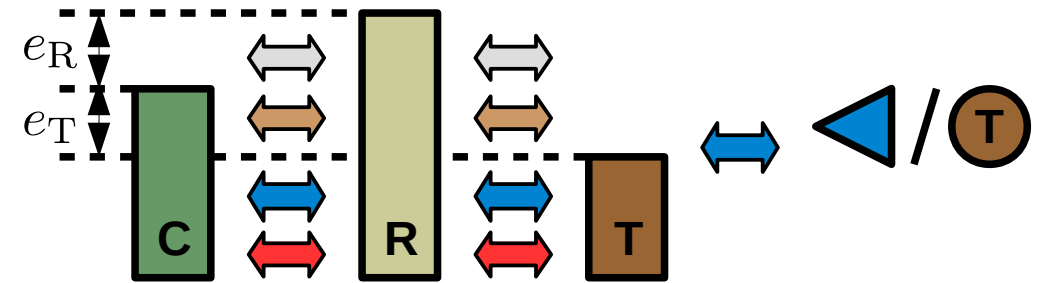
Meso-scale heterogeneity

Low-gradient slope



Micro-scale heterogeneity

Ice-wedge polygons



Tile adjacency diagrams of all setups

(a) Single-tile

(no heterogeneities; $N^\mu=1, N^m=1$)



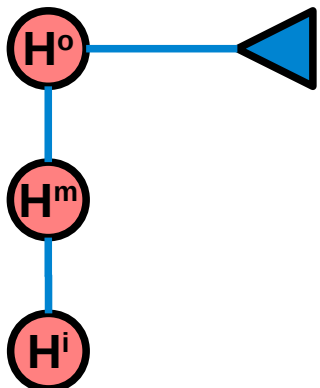
(b) Polygon

(only micro-scale heterogeneity; $N^\mu=3, N^m=1$)



(c) Low-gradient slope

(only meso-scale heterogeneity; $N^\mu=1, N^m=3$)



(d) Low-gradient polygon slope

(micro- and meso-scale heterogeneity; $N^\mu=3, N^m=3$)

