

Report of the Community Engagement Survey

for WikiConference India 2020

Research and Analysis by *Nupur Kulkarni*

Edited by *Krishna Chaitanya Velaga*

Supported by *The Centre for Internet & Society - Access to Knowledge*



This work is licensed under a [Creative Commons Attribution-ShareAlike 4.0 International License](https://creativecommons.org/licenses/by-sa/4.0/).

Attribution Statement: Nupur Kulkarni // WikiConference India 2020, CC BY-SA 4.0

Contents

| | |
|---|-----------|
| 1. Introduction | 3 |
| 2. Executive Summary | 3 |
| 3. Data Analysis | 4 |
| 4. Profile of Participants | 4 |
| 4.1 Gender Distribution | 4 |
| 4.2 Duration of Involvement on Wikimedia projects | 5 |
| 4.3 Nature of Engagement with Wikimedia projects | 6 |
| 4.4 Involvement in Various Wikimedia projects | 6 |
| 4.5 Language-wise Contributions | 7 |
| 5. WikiConference India 2020 | 8 |
| 5.1 Attendance to WCI 2020 | 8 |
| 5.2 Expectations from WCI 2020 | 8 |
| 5.3 Expectations to Improve Technical Skills | 9 |
| 5.4 Prioritization of Time During the Conference | 10 |
| 5.5 Skills the Participants are Interested to Share During the Conference | 11 |
| 5.6 Technical Challenges Faced | 11 |
| 5.7 Challenges and Goals to be Focused Upon | 11 |
| 6. Annexure | 12 |

1. Introduction

The Community Engagement Survey was conducted during November – December 2019 as a part of the [preparatory process for WikiConference India 2020](#). The purpose of the community engagement survey is to help organizers demonstrate how important it is to the community to have this event. The survey will also help gather consensus on what topics or priorities the community wants to focus on at the event. The number and quality of survey responses will influence the size of the event.¹

The study intends to investigate the nature of contributions and engagement of Wikimedia community members as well as their expectations for WikiConference India 2020 (WCI) from the community. Data was collected in a standard template. The template was a mixture of choice based questions as well as open ended questions. In total, 114 Wikimedia community members participated in the survey.

2. Executive Summary

The [questionnaire used for the survey](#) had both qualitative and quantitative type of questions. Accordingly the analysis was done partially using MS-Excel Office and partially by exploring the majority opinion in qualitative, open ended answers.

A total of 114 community members participated in the survey, of which 92 (81%) were males and 21 (18%) were females, while one member identified themselves as a non-binary. The largest number of participants in the survey have been contributing to the Wikimedia for more than five years. As much as 47 (41%) of participants have been engaged for more than 5 years. Out of all 114 participants, 78 participants say that they contribute to more than one project at Wikipedia, the largest number of participants, i.e. 107 participants, have been contributing to Wikipedia. These 114 participants contribute to nineteen languages in total.

Presently, there are a number of projects community contributes towards. The participants contribute from minimum one project maximum up to eight projects. The largest number of participants i.e. 108 participants contribute to the Wikipedia. 86 participants contribute to the Wikimedia Commons, followed by 72 participants, who contributing to Wikidata.

Participants of the survey took this opportunity to inform about the technical challenges, obstacles they come across as contributors to Wikimedia projects. Along with this they also discussed the goals of the movement and their importance. It had been explicitly stated by several participants that having better collaboration among themselves would lead to greater awareness about Wikimedia projects.

The survey also attempts to explore interest of Wikimedia community in attending the Wiki Conference 2020. As many as 67 (56%), more than half the participants who undertook the survey have confirmed their conditional participation. 56% of participants seek scholarships

¹ <https://meta.wikimedia.org/wiki/Grants:Conference/Plan>

to attend the conference, 33 (29%) participants confirm to attend the conference irrespective of a scholarship, and 13 (11%) respondents said they are not sure about attending the conference, while only one person has confirmed as not attending in any given case.

Most of the participants (101) are expecting to improve skills that help in contributing to Wikimedia projects by attending the conference. 96 participants are looking forward to meeting other Wikimedians whereas 71 participants are expecting to share thoughts and work regarding the Wikimedia.

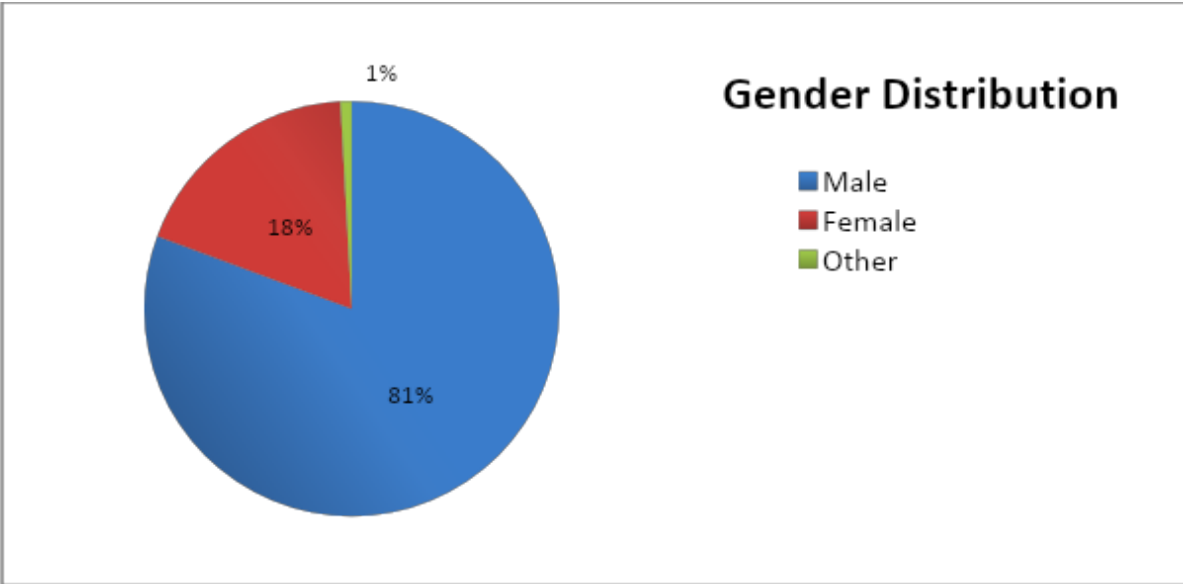
3. Data Analysis

The responses of those who participated in the survey were collated in a Google Sheet (downloaded as Microsoft Excel [xls]), auto-generated via the Google Form used for the survey. The necessary data cleaning was undertaken before running the analysis. Functions of MS Excel were then used to analyse data and then represent them in a graphical format. In case of multiple choice questions, the top three submitted answers are considered, unless otherwise noted. This is mainly because most of the participants have selected not more than three options; only a negligent number of participants have selected four or more options. Percentages and actual numbers have been used to interpret data. However, in few cases, only actual numbers of contributors, who selected more than one options, are considered while representing and interpreting data as they are engaged in more than one project/language/stated more than one expectation, etc. instead of the percentage. Illustrative representations are given below the descriptions; corresponding tables are attached in the annexure.

4. Profile of Participants

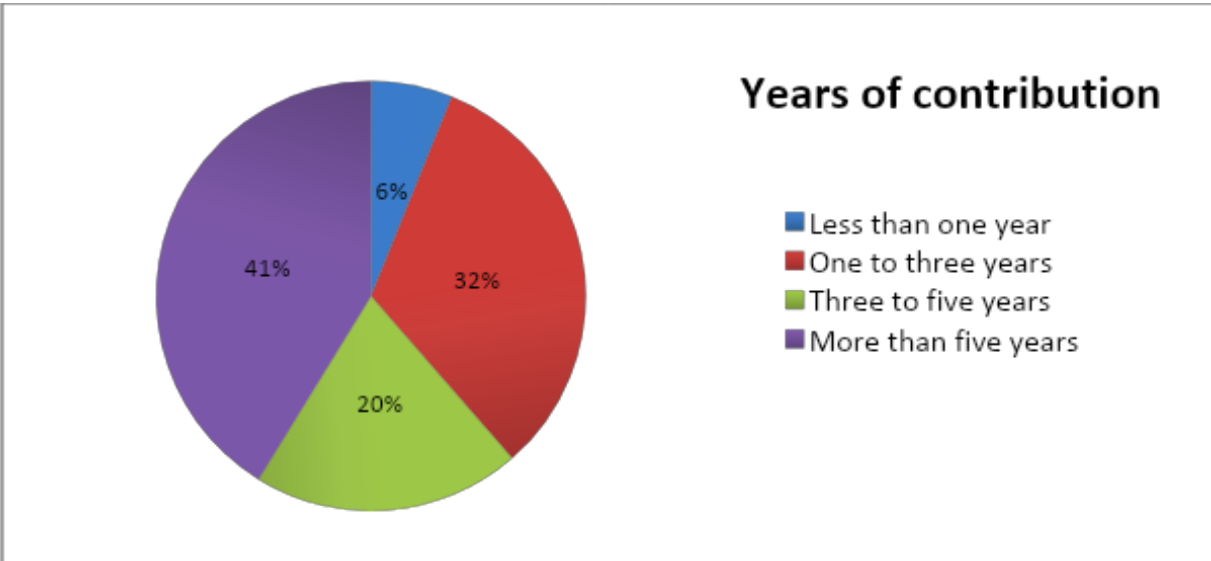
4.1 Gender Distribution

Out 114 community members who took part in the survey, 92 (81%) were males and 21 (18%) were females, while one member belongs to a non-binary gender. The gender distribution of participants in the survey is as follows:



4.2 Duration of Involvement on Wikimedia projects

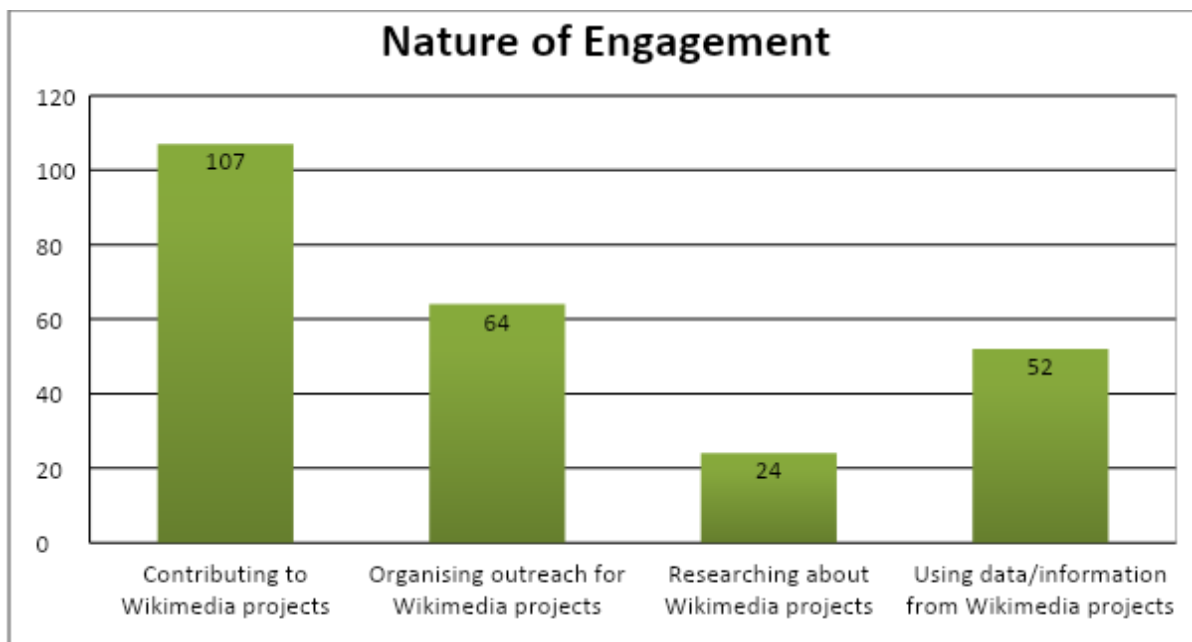
The largest number of participants in the survey have been contributing to the Wikimedia projects for more than five years. As much as 47 (41%) of participants have been engaged for more than 5 years, 23 (20%) participants for three to five years, followed by 37 (32%) of the participants for one to three years. Lastly, only 7 (6%) have been contributing for less than a year. The following pie chart shows the distribution of participants in percentages based on the year of their contribution:



4.3 Nature of Engagement with Wikimedia projects

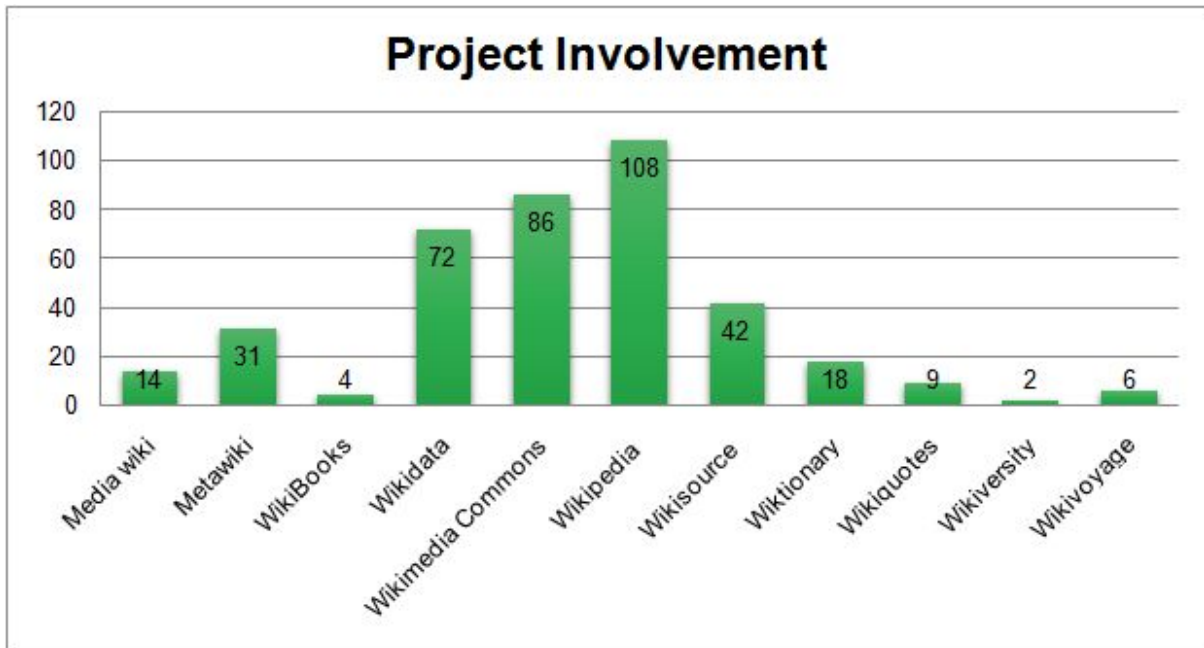
The nature of engagement of community members with Wikimedia projects and the movement has been categorized into four tabs, they are Contributing to Wikimedia projects, Organising outreach for Wikimedia projects, Researching about Wikimedia projects and Using data/information from Wikimedia projects. Out of 114 participants, 78 participants said that they contribute to more than one category, followed by 39 participants who contribute to three categories. There are 16 contributors who said they contribute to all four categories.

107 participants are contributing to Wikimedia projects, 64 are involved in organising outreach for Wikimedia projects, 52 participants are using data/information from various Wikimedia projects and only 24 said that they are involved in conducting research on/about Wikimedia projects and the movement.



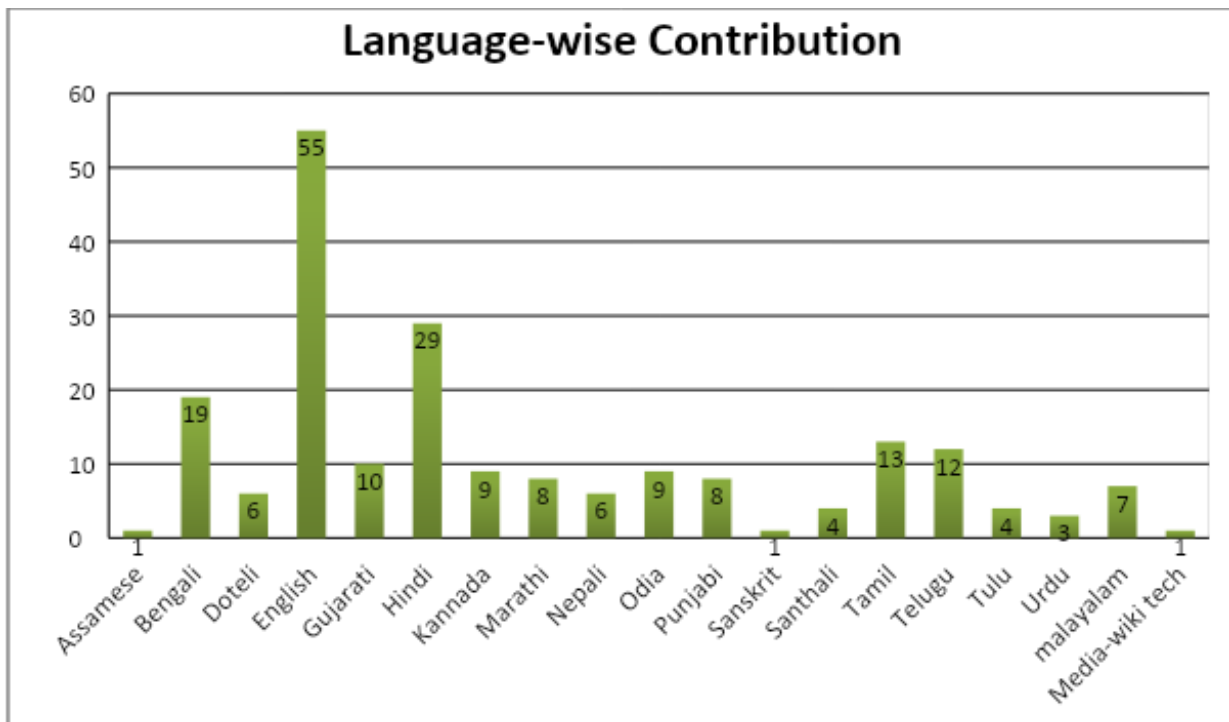
4.4 Involvement in Various Wikimedia projects

Participants contribute from a minimum of one project to a maximum of up to eight projects. The largest number of participants i.e. 108 participants contribute to the Wikipedia, 86 contribute to the Wikimedia Commons, followed by 72 members contributing to Wikidata. 42 members contribute to Wikisource, 31 to Meta-Wiki and 14 to MediaWiki. Respective figures for other projects can be seen from the following chart:



4.5 Language-wise Contributions

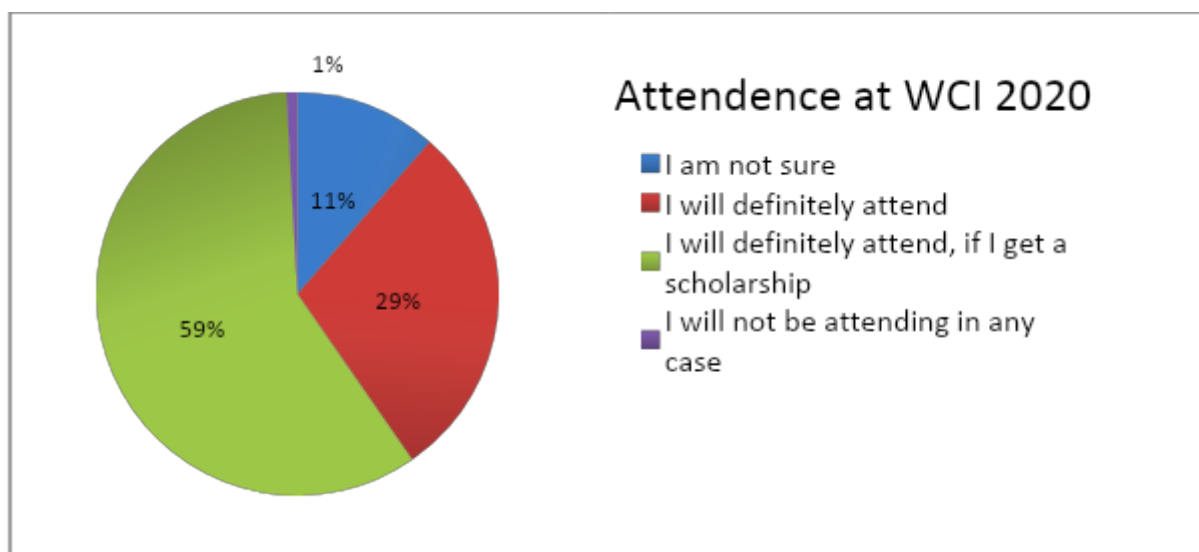
114 participants contribute to nineteen languages in total. According to the survey, the top five languages that are being contributed to are English, Hindi, Bengali, Tamil, and Telugu. The language distribution is shown in the bar graph below:



5. WikiConference India 2020

5.1 Attendance to WCI 2020

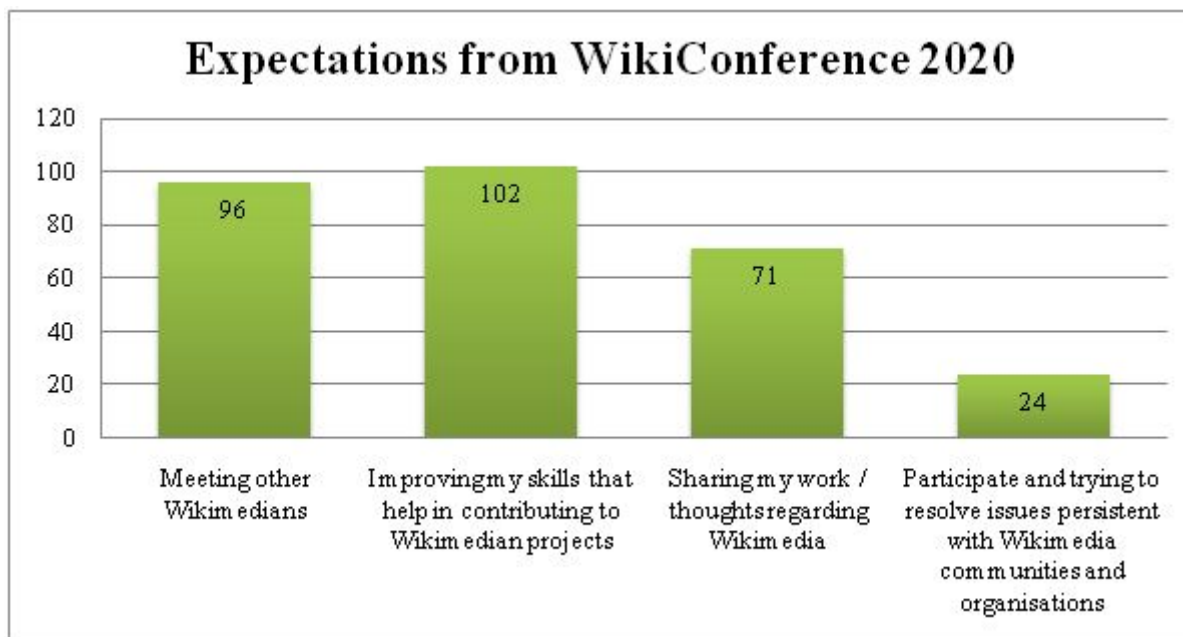
As many as 67 (56%), more than half of the respondents to the survey have confirmed their conditional participation, 56% of participants seek scholarships to attend the conference, 33 (29%) participants confirm to attend the conference irrespective of the scholarship award. 13 (11%) of the respondents said they are not sure about attending the conference, while only one person has been confirmed as not attending in any given case. The percentage of community members likely to attend is shown in a pie chart below:



5.2 Expectations from WCI 2020

Further, data throws light upon the expectations of community members and their participation in the conference. For the purpose of analysis, the top three expectations were considered, as all respondents have submitted at least one expectation, followed by 101 participants submitting two expectations and 79 participants submitting three expectations. Very few respondents have selected more than three expectations from the given options, and thus they were not considered.

Most of the participants (102) are expecting to improve skills that help in contributing to Wikimedia projects by attending the conference, and 96 participants are looking forward to meeting other Wikimedians. Further, 71 participants are expecting to share their work, expertise, and knowledge with others. Following, bar chart shows the distribution of expectations of survey participants from the conference in actual numbers:

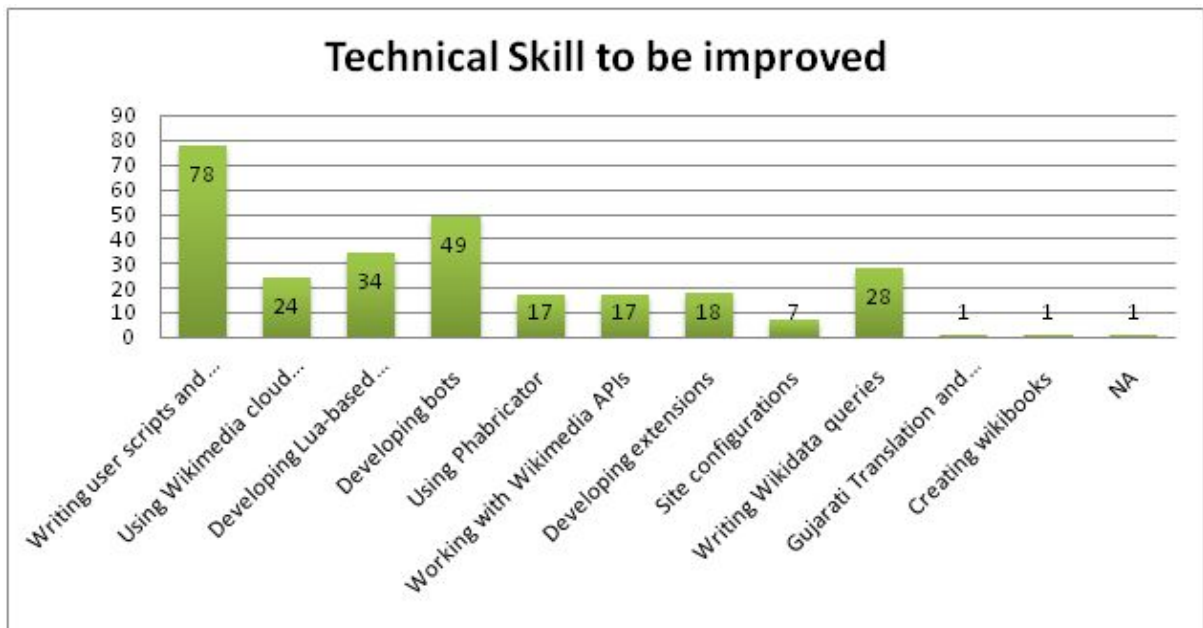


111 participants listed down things they would like to learn at WikiConference 2020. Largely participants are expecting to learn about – Wikisource, Wikidata, creation of bots, Wiki-tools, Grant-writing, GLAM-Wiki, Copyrights and licensing and using Wikimedia Phabricator.

Respondents have shown interest in learning things such as, engaging government organizations in Wikimedia activities, and creating awareness and organising training activities to teach others to contribute to Wikimedia. While few are looking forward to, “Experience from other communities, Latest technologies & tools, Solving community issues.”

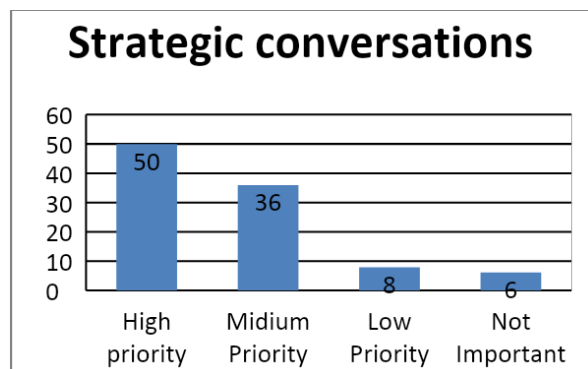
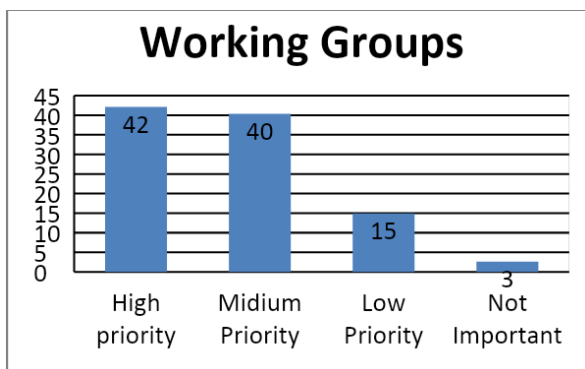
5.3 Expectations to Improve Technical Skills

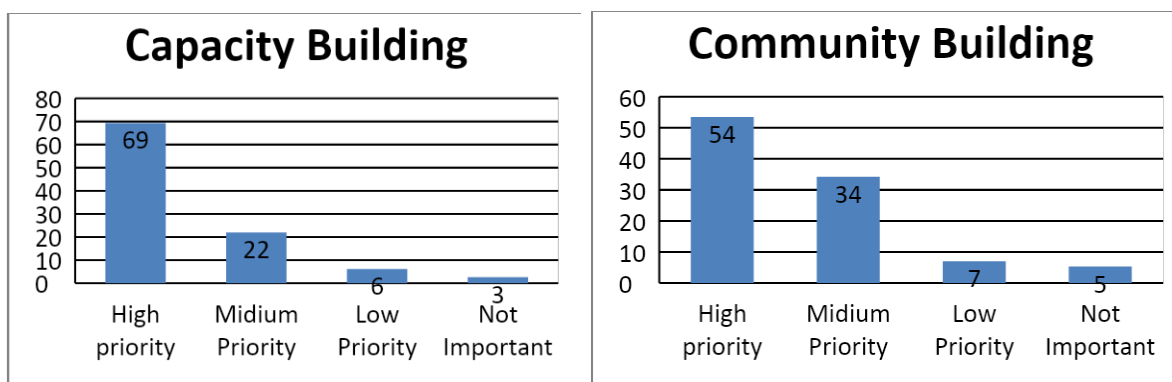
A total of 109 participants have responded to the question on which technical skills they would like to improve for better contributions to Wikimedia projects. 78 respondents said that they would like to learn about Writing user scripts and gadgets, followed by 49 respondents saying they would like to improve skills regarding developing bots. As many as 34 said that developing Lua-based templates is the skill they would like to improve on.



5.4 Prioritization of Time During the Conference

Respondents were asked to choose to prioritize between the various kinds of activities/discussions to be conducted during WCI. Of the four given choices, participants would like Capacity building to be given the highest priority, followed by Community building activities and Strategic conversations. The following bar charts illustrate the rating for each of these four activities in percentage.





5.5 Skills the Participants are Interested to Share During the Conference

When asked the respondents an open-ended question, to list down the things they are good at and would like to share during the WikiConference India 2020, 78 participants have responded. Most have answered in short phrases saying that they would like to share their knowledge and expertise on – Developing bots, Writing MediaWiki extensions, cultural documentation & photography, motivating volunteers, organising outreach activities, Education programs, importing data into Wikidata, networking with other community members, copyvio investigations, finding references, working with user scripts, translations, and supporting endangered languages.

Many stated that they would like to discuss promoting regional languages and literature on Wikimedia projects. Student respondents are keen on engaging more and more students.

5.6 Technical Challenges Faced

The respondents of the survey took the opportunity to inform about the technical challenges they come across as contributors to Wikimedia projects. These are – lack of Wikidata queries skills, pages destabilise in content translation, poor documentation about technical issues & tools, lack of availability of templates in local languages, lack of tutorials or helping guides in regional languages, problems with the Visual Editor, Uploads via Wikimedia Commons app, editing Wikipedia on a mobile, and using Phabricator.

5.7 Challenges and Goals to be Focused Upon

Various goals, problems/obstacles faced by the community are discussed herewith. Those who work on regional languages feel that there should be more emphasis on creating quality content on regional languages, rather quantity, which has been in practice for a long time now -- communities need to build mechanisms to strictly rectify the mistakes that come through Google Translate (often used by many editors) and even the Content Translation Tool before they go live. Use of Wikimedia projects in Education seems to be one of the important concerns of community members, reason being that mass production of articles without proper quality control measures and the respective

communities not being involved in the development and curation of the program and the articles respectively.

Also, on-boarding new Wikipedians is important according to few, one respondent states “More outreach events should be planned because the number of users is less and more trained users are needed”. This is important in case of Wikipedians who contribute in regional languages as the number of contributors is less and the demand is huge due to rapid increase in people’s access to the Internet, and the need for the content in their native languages. One of the members has raised concerned of biased editing of articles saying that “Resisting communal bias and political agenda in editing of Wikipedia articles”.

Participants are interested in interacting with each other to decide on a vision, “long term vision collects through robust, justifiable groups that encourage us to contribute with sustainable social change. The mission is global so small-small groups involved for achievement”

6. Annexure

| Gender | Number | Percentage |
|--------------|------------|------------|
| Male | 92 | 81 |
| Female | 21 | 18 |
| Other | 1 | 1 |
| Total | 114 | 100 |

| How likely are you to attend WCI 2020? | Number | Percentage |
|--|--------|------------|
| I am not sure | 13 | 11 |
| I will definitely attend | 33 | 29 |
| I will definitely attend, if I get a scholarship | 67 | 59 |
| I will not be attending in any case | 1 | 1 |

| Area of Contribution | P1 | P2 | P3 | P4 | Total Contributors |
|--|------------|-----------|-----------|-----------|--------------------|
| Contributing to Wikimedia projects | 59 | 48 | 0 | 0 | 107 |
| Organising outreach for Wikimedia projects | 1 | 29 | 34 | 0 | 64 |
| Researching about Wikimedia projects | 2 | 1 | 5 | 16 | 24 |
| Using data/information from Wikimedia projects | 52 | 0 | 0 | 0 | 52 |
| Total respondents | 114 | 78 | 39 | 16 | |

| Years of Contribution | Number | Percentage |
|-----------------------|--------|------------|
| Less than one year | 7 | 6 |
| One to three years | 37 | 32 |
| Three to five years | 23 | 20 |
| More than five years | 47 | 41 |

| Project Name | P1 | P2 | P3 | P4 | P5 | P6 | P7 | Total |
|--------------------------|------------|-----------|-----------|-----------|-----------|-----------|----------|-------|
| MediaWiki | 7 | 7 | 0 | 0 | 0 | 0 | 0 | 14 |
| Meta-Wiki | 31 | 0 | 0 | 0 | 0 | 0 | 0 | 31 |
| Wikibooks | 3 | 0 | 1 | 0 | 0 | 0 | 0 | 4 |
| Wikidata | 41 | 27 | 3 | 1 | 0 | 0 | 0 | 72 |
| Wikimedia Commons | 13 | 40 | 29 | 3 | 1 | 0 | 0 | 86 |
| Wikipedia | 18 | 20 | 38 | 29 | 2 | 1 | 0 | 108 |
| Wikisource | 1 | 2 | 8 | 13 | 14 | 4 | 0 | 42 |
| Wiktionary | 0 | 1 | 1 | 4 | 5 | 5 | 2 | 18 |
| Wikiquotes | 0 | 1 | 1 | 3 | 4 | 0 | 0 | 9 |
| Wikiversity | 0 | 0 | 0 | 1 | 1 | 0 | 0 | 2 |
| Wikivoyage | 0 | 0 | 0 | 4 | 1 | 1 | 0 | 6 |
| Total Respondents | 114 | 98 | 81 | 58 | 28 | 11 | 2 | |

| Language | L1 | L2 | L3 | Total Contributors |
|--------------------------|------------|-----------|-----------|--------------------|
| Assamese | 1 | 0 | 0 | 1 |
| Bengali | 18 | 1 | 0 | 19 |
| Doteli | 4 | 2 | 0 | 6 |
| English | 45 | 9 | 1 | 55 |
| Gujarati | 4 | 6 | 0 | 10 |
| Hindi | 7 | 15 | 7 | 29 |
| Kannada | 5 | 3 | 1 | 9 |
| Marathi | 5 | 1 | 2 | 8 |
| Nepali | 1 | 4 | 1 | 6 |
| Odia | 5 | 2 | 2 | 9 |
| Punjabi | 4 | 1 | 3 | 8 |
| Sanskrit | 1 | 0 | 0 | 1 |
| Santhali | 2 | 2 | 0 | 4 |
| Tamil | 8 | 3 | 2 | 13 |
| Telugu | 1 | 8 | 3 | 12 |
| Tulu | 1 | 2 | 1 | 4 |
| Urdu | 2 | 0 | 1 | 3 |
| Malayalam | 0 | 5 | 2 | 7 |
| MediaWiki | 0 | 1 | 0 | 1 |
| Total Respondents | 114 | 65 | 26 | |

| Expectations from WCI 2020 | E 1 | E 2 | E 3 | Total |
|--|------------|------------|------------|--------------|
| Meeting other Wikimedians | 96 | 0 | 0 | 96 |
| Improving my skills that help in contributing to Wikimedia projects | 14 | 87 | 1 | 102 |
| Sharing my work / thoughts regarding Wikimedia | 2 | 10 | 59 | 71 |
| Participate and trying to resolve issues persistent with Wikimedia communities and organisations | 1 | 4 | 19 | 24 |

| Technical Skill to be improved | TS 1 | TS 2 | TS 3 | Total |
|---------------------------------------|-------------|-------------|-------------|--------------|
| Writing user scripts and gadgets | 78 | 0 | 0 | 78 |
| Using Wikimedia cloud services | 2 | 14 | 8 | 24 |
| Developing Lua-based templates | 6 | 28 | | 34 |
| Developing bots | 12 | 19 | 18 | 49 |
| Using Phabricator | 2 | 6 | 9 | 17 |
| Working with Wikimedia APIs | 2 | 5 | 10 | 17 |
| Developing extensions | 1 | 5 | 12 | 18 |
| Site configurations | 1 | 2 | 4 | 7 |
| Writing Wikidata queries | 3 | 13 | 12 | 28 |
| Total Respondents | 107 | 92 | 73 | |

| Project | P1 | P2 | P3 | Total |
|---------------------------|------------|------------|------------|--------------|
| MediaWiki | 27 | 0 | 5 | 32 |
| Meta-Wiki | 0 | 0 | 0 | 0 |
| Wikibooks | 14 | 2 | 0 | 16 |
| Wikidata | 54 | 18 | 0 | 72 |
| Wikimedia Commons | 16 | 37 | 0 | 53 |
| Wikipedia | 2 | 40 | 31 | 73 |
| Wikisource | 0 | 8 | 43 | 51 |
| Wiktionary | 0 | 0 | 20 | 20 |
| Commons | 0 | 0 | 0 | 0 |
| Wikiquotes | 0 | 0 | 0 | 0 |
| Wikinews | 1 | 2 | 0 | 3 |
| Wikiquotes | 0 | 4 | 1 | 5 |
| Wikiversity | 0 | 2 | 6 | 8 |
| Wikivoyage | 0 | 1 | 5 | 6 |
| Wikinews | 0 | 0 | 1 | 1 |
| Wikispecies | 0 | 0 | 2 | 2 |
| No. of Respondents | 114 | 114 | 114 | |

| Theme | Interest 1 | Interest 2 | Interest 3 | Total |
|---|------------|------------|------------|-------|
| EduWiki (Using Wikimedia projects in Education) | 67 | 0 | 0 | 67 |
| Governance within Wikimedia movement (Movement affiliates, Volunteer committee, WMF etc.) | 7 | 9 | 3 | 19 |
| External fund raising for Wikimedia activities and organisations | 9 | 6 | 0 | 15 |
| GLAM-Wiki (Using Wikimedia projects in/with cultural organisations -- Galleries, Libraries, Archives, Museums and related orgs) | 15 | 25 | 6 | 46 |
| Gender gap, diversity, and anti-harassment | 13 | 22 | 6 | 41 |
| Internal and external communications (Wikimedia Space, Social Media best practices etc.) | 2 | 17 | 6 | 25 |
| On-Wiki technical skills (Automated tools, templates etc.) | 1 | 8 | 35 | 44 |
| Learning & Evaluation (evaluating your activities and organisations) | 0 | 15 | 9 | 24 |
| Organising for Wikimedia projects (Grants, project management, logistics etc.) | 0 | 1 | 18 | 19 |
| Sustainability initiative | 0 | 2 | 4 | 6 |
| Wikimedia 2030 Movement Strategy | 0 | 0 | 15 | 15 |
| Collaboration between communities | 0 | 0 | 1 | 1 |
| Conflict Management on Wikipedia | 0 | 0 | 1 | 1 |
| No. of Respondents | 114 | 105 | 104 | |

| Strategic conversations | | |
|---------------------------|------------|------------|
| Priority | | % |
| High priority | 57 | 50 |
| Medium Priority | 41 | 36 |
| Low Priority | 9 | 8 |
| Not Important | 7 | 6 |
| No. of Respondents | 114 | 100 |

| Working Groups | | |
|---------------------------|------------|------------|
| Priority | | % |
| High priority | 48 | 42 |
| Medium Priority | 46 | 40 |
| Low Priority | 17 | 15 |
| Not Important | 3 | 3 |
| No. of Respondents | 114 | 100 |

| Capacity building | | |
|---------------------------|------------|------------|
| Priority | | % |
| High priority | 79 | 69 |
| Medium Priority | 25 | 22 |
| Low Priority | 7 | 6 |
| Not Important | 3 | 3 |
| No. of Respondents | 114 | 100 |

| Community building | | |
|---------------------------|------------|------------|
| Priority | | % |
| High priority | 61 | 54 |
| Medium Priority | 39 | 34 |
| Low Priority | 8 | 7 |
| Not Important | 6 | 5 |
| No. of Respondents | 114 | 100 |

-- END OF THE REPORT --