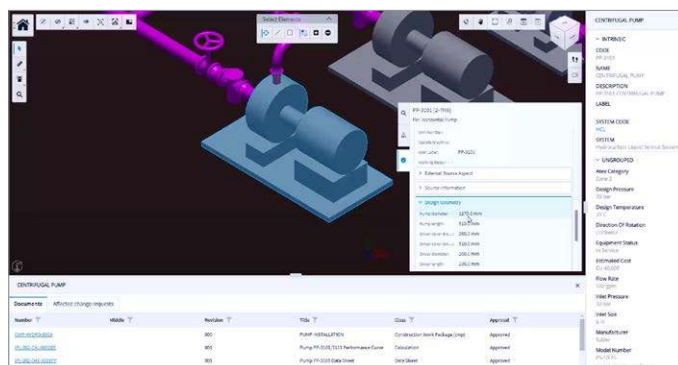


AssetWise[®] ALIM iTwin[®] Visualization

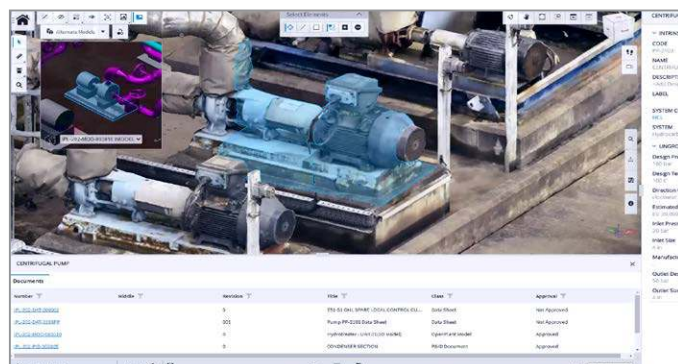
The starting point of your digital twin

OPERATIONAL INFORMATION AVAILABILITY

AssetWise ALIM iTwin Visualization enables access to your asset's operational information in the context of reality models, 3D models, and 2D drawings. ALIM users can search for assets based on specific criteria and then visualize them within the iTwin platform for further analysis. The iTwin model simplifies daily operation and maintenance activities by providing quick access to relevant and up-to-date asset information such as operational characteristics, related documentation, affected change requests, and projects, providing visibility of the asset's status including any planned changes. The iTwin viewer provides effective tools to navigate within the model, highlight critical asset data, and retrieve information easily. ALIM iTwin Visualization is the ideal entry point for your digital twin strategy and can be easily scaled up to advanced use cases by using PlantSight.



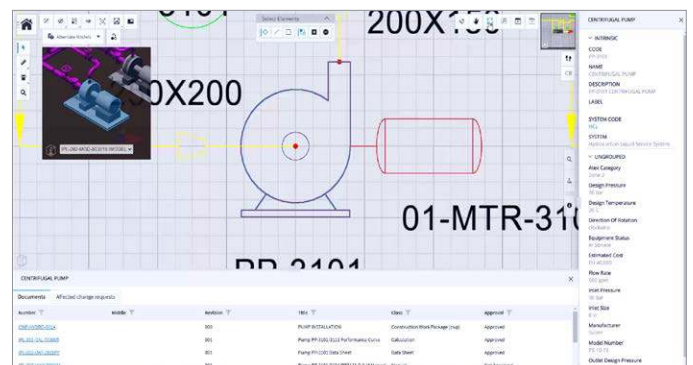
View relevant and up-to-date asset information such as the operational characteristics, related documentation, and affected change requests.



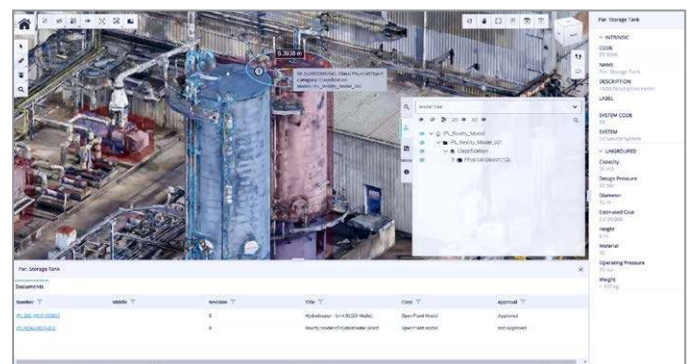
The reality model of a facility provides a clear presentation of the actual site.

REMOTE FAMILIARIZATION AND CONTROL OF WORK

Safety requirements, workforce flexibility, remote sites, and infrequent maintenance are driving the need for virtual, simultaneous familiarization and control of work. iTwin Visualization provides a facility to enable dedicated teams, workers, and contractors to prepare work safely and efficiently, while reducing the need for on-site visits. This familiarization is also critical for supporting daily operations and ensuring that processes are executed safely and on time. iTwin Visualization provides the context for managing work on site by highlighting the areas where work is being undertaken, displaying the operational status of the assets, and ensuring a holistic view of the operational information that is needed to perform tasks.



Use 'Picture in Picture' to observe additional views of the same asset (2D, 3D, or reality models).



Observe conditions that may be encountered on surrounding areas where work is being planned.

SYSTEM REQUIREMENTS

MINIMUM: Processor: Intel or AMD 64 bit processor 1.0 GHz or greater; Memory: 2 GB; Video: Intel HD Graphics 520

RECOMMENDED: Processor: Intel or AMD 64 bit processor 2.8 GHz or greater; Memory: 8 GB or more. More memory almost always improves performance, particularly when working with larger models; Video: Dedicated graphics card with minimum of 2 GB VRAM or more.

BROWSER COMPATIBILITY: Chrome and Edge Chromium are recommended.

AssetWise ALIM iTwin Visualization At-A-Glance

DATA VISUALIZATION

- ◆ Immersive visualization of reality models, 3D models, and 2D drawings, including displaying different views of models simultaneously with 'Picture in Picture'
- ◆ Select any asset in one view to automatically align the focus on the asset in both views
- ◆ Select and highlight any asset type in the model, such as different equipment, components, machinery, or construction elements
- ◆ Review and validate the accuracy of the data
- ◆ Navigate between iTwin Viewer and the ALIM interface to access comprehensive asset operational data

REMOTE FAMILIARIZATION

- ◆ Use 3D models to train / simulate asset operations and maintenance
- ◆ Enable new employees to learn and operate remotely in a safe space to minimize risk
- ◆ Remotely "walk the plant" to familiarize personnel beforehand on equipment locations, tasks, and maintenance jobs.
- ◆ Reduce on-site visits

CONTROL OF WORK

- ◆ Support the daily operations of a facility
- ◆ Visualize the areas where work is undertaken
- ◆ Display operational status of assets
- ◆ Provides a visual assessment of all equipment, all pending changes, and associated equipment information

ALIGN TAG REGISTRIES

- ◆ Align tags from multiple disparate systems

CONNECTED DATA ENVIRONMENT (INCLUDED WITHIN ASSETWISE ALIM)

- ◆ Ensures all users are accessing a common, validated, and up-to-date source for both project and performance digital twins
- ◆ Supports interoperability with third-party applications
- ◆ Integrates with other mission critical systems including SAP and Maximo
- ◆ Dashboards provide at-a-glance views of key performance indicators including documents, tags, and change requests