

---

# Curiosity-Driven Experience Prioritization via Density Estimation

---

**Rui Zhao and Volker Tresp**  
Ludwig Maximilian University, Munich, Germany  
Siemens AG, Corporate Technology, Munich, Germany  
{ruizhao,volker.tresp}@siemens.com

## Abstract

In Reinforcement Learning (RL), an agent explores the environment and collects trajectories into the memory buffer for later learning. However, the collected trajectories can easily be imbalanced with respect to the achieved goal states. The problem of learning from imbalanced data is a well-known problem in supervised learning, but has not yet been thoroughly researched in RL. To address this problem, we propose a novel Curiosity-Driven Prioritization (CDP) framework to encourage the agent to over-sample those trajectories that have rare achieved goal states. The CDP framework mimics the human learning process and focuses more on relatively uncommon events. We evaluate our methods using the robotic environment provided by OpenAI Gym. The environment contains six robot manipulation tasks. In our experiments, we combined CDP with Deep Deterministic Policy Gradient (DDPG) with or without Hindsight Experience Replay (HER). The experimental results show that CDP improves both performance and sample-efficiency of reinforcement learning agents, compared to state-of-the-art methods.

## 1 Introduction

Reinforcement Learning (RL) [49] combined with Deep Learning (DL) [17, 24, 18, 56] led to great successes in various tasks, such as playing video games [29], challenging the World Go Champion [46], conducting goal-oriented dialogues [5, 54, 55, 52], and learning autonomously to accomplish different robotic tasks [32, 36, 25, 9, 1].

One of the biggest challenges in RL is to make the agent learn sample-efficiently in applications with sparse rewards. Recent RL algorithms, such as Deep Deterministic Policy Gradient (DDPG) [26], enable the agent to learn continuous control, such as manipulation and locomotion. Furthermore, to make the agent learn faster in the sparse reward settings, Andrychowicz et al. [1] introduced Hindsight Experience Replay (HER) that encourages the agent to learn from whatever goal states it has achieved. The combination use of DDPG and HER lets the agent learn to accomplish more complex robot manipulation tasks. However, there is still a huge gap between the learning efficiency of humans and RL agents. In most cases, an RL agent needs millions of samples before it becomes good at the tasks, while humans only need a few samples [29].

One ability of humans is to learn with curiosity. Imagine a boy learning to play basketball and he attempting to shoot the ball into the hoop. After a day of training, he replayed the memory about the moves he practiced. During his recall, he realized that he missed most of his attempts. However, a few made contact with the hoop. These near successful attempts are more interesting to learn from. He will put more focus on learning from these. This kind of curiosity-driven learning might make the learning process more efficient.

Similar curiosity mechanisms could be beneficial for RL agents. We are interested in the RL tasks, in which the goals can be expressed in states. In this case, the agent can analyze the achieved goals and find out which states have been achieved most of the time and which are rare. Based on the analysis, the agent is able to prioritize the trajectories, of which the achieved goal states are novel. For example, the goal states could be the position and the orientation of the target object. We want to encourage the agent to balance the training samples in the memory buffer. The reason is that the policy of the agent could be biased and focuses on a certain group of achieved goal states. This causes the samples to be imbalanced in the memory buffer, which we refer to as memory imbalance.

To overcome the class imbalance issue in supervised learning, such as training deep convolutional neural networks with biased datasets, researchers utilized over-sampling and under-sampling techniques [14, 7, 16]. For instance, the number of one image class is significantly higher than another class. They over-sampled the training images in the smaller class to balance the training set and ultimately to improve the classification accuracy. This idea could be combined with experience replay in RL. We investigate into this research direction and propose a novel curiosity-based prioritization framework for RL agents.

In this paper, we introduce a framework called Curiosity-Driven Prioritization (CDP) which allows the agent to realize a curiosity-driven learning ability similar to humans. This approach can be combined with any off-policy RL algorithm. It is applicable whenever the achieved goals can be described with state vectors. The pivotal idea of CDP is to first estimate the density of each achieved goal and then prioritize the trajectories with lower density to balance the samples that the agent learns from. To evaluate CDP, we combine CDP with DDPG and DDPG+HER and test them in the robot manipulation environments.

## 2 Background

In this section, we introduce the preliminaries, such as the reinforcement learning approaches and the density estimation algorithm we used in the experiments.

### 2.1 Markov Decision Process

We consider an agent interacting with an environment. We assume the environment is fully observable, including a set of state  $\mathcal{S}$ , a set of action  $\mathcal{A}$ , a distribution of initial states  $p(s_0)$ , transition probabilities  $p(s_{t+1}|s_t, a_t)$ , a reward function  $r: \mathcal{S} \times \mathcal{A} \rightarrow \mathbb{R}$ , and also a discount factor  $\gamma \in [0, 1]$ . These components formulate a Markov decision process represented as a tuple,  $(\mathcal{S}, \mathcal{A}, p, r, \gamma)$ . A policy  $\pi$  maps a state to an action,  $\pi: \mathcal{S} \rightarrow \mathcal{A}$ .

At the beginning of each episode, an initial state  $s_0$  is sampled from the distribution  $p(s_0)$ . Then, at each timestep  $t$ , an agent performs an action  $a_t$  at the current state  $s_t$ , which follows a policy  $a_t = \pi(s_t)$ . A reward  $r_t = r(s_t, a_t)$  is produced by the environment and the next state  $s_{t+1}$  is sampled from the distribution  $p(\cdot|s_t, a_t)$ . The reward might be discounted by a factor  $\gamma$  at each timestep. The goal of the agent is to maximize the accumulated reward, i.e. the return,  $R_t = \sum_{i=t}^{\infty} \gamma^{i-t} r_i$ , over all episodes, which is equivalent to maximizing the expected return,  $\mathbb{E}_{s_0}[R_0|s_0]$ .

### 2.2 Deep Deterministic Policy Gradient

The objective  $\mathbb{E}_{s_0}[R_0|s_0]$  can be maximized using temporal difference learning, policy gradients, or the combination of both, i.e. the actor-critic methods [49]. For continuous control tasks, Deep Deterministic Policy Gradient (DDPG) shows promising performance, which is essentially an off-policy actor-critic method [26]. DDPG has an actor network,  $\pi: \mathcal{S} \rightarrow \mathcal{A}$ , that learns the policy directly. It also has a critic network,  $Q: \mathcal{S} \times \mathcal{A} \rightarrow \mathbb{R}$ , that learns the action-value function, i.e. Q-function  $Q^\pi$ . During training, the actor network uses a behavior policy to explore the environment, which is the target policy plus some noise,  $\pi_b = \pi(s) + \mathcal{N}(0, 1)$ . The critic is trained using temporal difference learning with the actions produced by the actor:  $y_t = r_t + \gamma Q(s_{t+1}, \pi(s_{t+1}))$ . The actor is trained using policy gradients by descending on the gradients of the loss function,  $\mathcal{L}_a = -\mathbb{E}_s[Q(s, \pi(s))]$ , where  $s$  is sampled from the replay buffer. For stability reasons, the target  $y_t$  for the actor is usually calculated using a separate network, i.e. an averaged version of the previous Q-function networks [29, 26, 39]. The parameters of the actor and critic are updated using backpropagation.

## 2.3 Hindsight Experience Replay

For multi-goal continuous control tasks, DDPG can be extended with Universal Value Function Approximators (UVFA) [41]. UVFA essentially generalizes the Q-function to multiple goal states  $g \in \mathcal{G}$ . For the critic network, the Q-value depends not only on the state-action pairs, but also depends on the goals:  $Q^\pi(s_t, a_t, g) = \mathbb{E}[R_t | s_t, a_t, g]$ .

For robotic tasks, if the goal is challenging and the reward is sparse, then the agent could perform badly for a long time before learning anything. Hindsight Experience Replay (HER) encourages the agent to learn from whatever goal states that it has achieved. During exploration, the agent samples some trajectories conditioned on the real goal  $g$ . The main idea of HER is that during replay, the selected transitions are substituted with achieved goals  $g'$  instead of the real goals. In this way, the agent could get a sufficient amount of reward signal to begin learning. Andrychowicz et al. [1] show that HER makes training possible in challenging robotic environments. However, the episodes are uniformly sampled in the replay buffer, and subsequently, the virtual goals are sampled from the episodes. More sophisticated replay strategies are requested for improving sample-efficiency [38].

## 2.4 Gaussian Mixture Model

For estimating the density  $\rho$  of the achieved goals in the memory buffer, we use a Gaussian mixture model, which can be trained reasonably fast for RL agents. Gaussian Mixture Model (GMM) [13, 31] is a probabilistic model that assumes all the data points are generated from  $K$  Gaussian distributions with unknown parameters, mathematically:  $\rho(\mathbf{x}) = \sum_{k=1}^K c_k \mathcal{N}(\mathbf{x} | \boldsymbol{\mu}_k, \boldsymbol{\Sigma}_k)$ . Every Gaussian density  $\mathcal{N}(\mathbf{x} | \boldsymbol{\mu}_k, \boldsymbol{\Sigma}_k)$  is a component of the GMM and has its own mean  $\boldsymbol{\mu}_k$  and covariance  $\boldsymbol{\Sigma}_k$ . The parameters  $c_k$  are the mixing coefficients. The parameter of GMM is estimated using Expectation-Maximization (EM) algorithm [12]. EM fits the model iteratively on the training data from the agent's memory buffer.

In our experiments, we use Variational Gaussian Mixture Model (V-GMM) [4], a variation of GMM. V-GMM infers an approximate posterior distribution over the parameters of a GMM. The prior for the weight distribution we used is the Dirichlet distribution. This variational inference version of GMM has a natural tendency to set some mixing coefficients  $c_k$  close to zero. This enables the model to choose a suitable number of effective components automatically.

# 3 Method

In this section, we formally describe our approach, including the motivation, the curiosity-driven prioritization framework, and a comparison with prioritized experience replay [42].

## 3.1 Motivation

The motivation of incorporating curiosity mechanisms into RL agents is motivated by the human brain. Recent neuroscience research [19] has shown that curiosity can enhance learning. They discovered that when curiosity motivated learning was activated, there was increased activity in the hippocampus, a brain region that is important for human memory. To learn a new skill, such as playing basketball, people practice repeatedly in a trial-and-error fashion. During memory replay, people are more curious about the episodes that are relatively different and focus more on those. This curiosity mechanism has been shown to speed up learning.

Secondly, the inspiration of how to design the curiosity mechanism for RL agents comes from the supervised learning community, in particular the class imbalance dataset problem. Real-world datasets commonly show the particularity to have certain classes to be under-represented compared to other classes. When presented with complex imbalanced datasets, standard learning algorithms, including neural networks, fail to properly represent the distributive characteristics of the data and thus provide unfavorable accuracies across the different classes of the data [20, 16]. One of the effective methods to handle this problem is to over-sample the samples in the under-represented class. Therefore, we prioritize the under-represented trajectories with respect to the achieved goals in the agent's memory buffer to improve the performance.

## 3.2 Curiosity-Driven Prioritization

In this section, we formally describe the Curiosity-Driven Prioritization (CDP) framework. In a nutshell, we first estimate the density of each trajectory according to its achieved goal states, then prioritize the trajectories with lower density for replay.

### 3.2.1 Collecting Experience

At the beginning of each episode, the agent uses partially random policies, such as  $\epsilon$ -greedy, to start to explore the environment and stores the sampled trajectories into a memory buffer for later replay.

A complete trajectory  $\mathcal{T}$  in an episode is represented as a tuple  $(\mathcal{S}, \mathcal{A}, p, r, \gamma)$ . A trajectory contains a series of continuous states  $s_t$ , where  $t$  is the timestep  $t \in \{0, 1, \dots, T\}$ . Each state  $s_t \in \mathcal{S}$  also includes the state of the achieved goal, meaning the goal state is a subset of the normal state. Here, we overwrite the notation  $s_t$  as the achieved goal state, i.e. the state of the object. The density of a trajectory,  $\rho$ , only depends on the goal states,  $s_0, s_1, \dots, s_T$ .

Each state  $s_t$  is described as a state vector. For example, in robotic manipulation tasks, we use a state vector  $s_t = [x_t, y_t, z_t, a_t, b_t, c_t, d_t]$  to describe the state of the object, i.e. the achieved goals. In each state  $s_t$ ,  $x$ ,  $y$ , and  $z$  specify the object position in the Cartesian coordinate system;  $a$ ,  $b$ ,  $c$ , and  $d$  of a quaternion,  $q = a + bi + cj + dk$ , describe the orientation of the object.

### 3.2.2 Density Estimation

After the agent collected a number of trajectories, we can fit the density model. The density model we use here is the Variational Gaussian Mixture Model (V-GMM) as introduced in Section 2.4. The V-GMM fits on the data in the memory buffer every epoch and refreshes the density for each trajectory in the buffer. During each epoch, when the new trajectory comes in, the density model predicts the density  $\rho$  based on the achieved goals of the trajectory as:

$$\rho = \text{V-GMM}(\mathcal{T}) = \sum_{k=1}^K c_k \mathcal{N}(\mathcal{T} | \boldsymbol{\mu}_k, \boldsymbol{\Sigma}_k) \quad (1)$$

where  $\mathcal{T} = (s_0 \| s_1 \| \dots \| s_T)$  and each trajectory  $\mathcal{T}$  has the same length. The symbol  $\|$  denotes concatenation. We normalize the trajectory densities using

$$\rho_i = \frac{\rho_i}{\sum_{n=1}^N \rho_n} \quad (2)$$

where  $N$  is the number of trajectories in the memory buffer. Now the density  $\rho$  is between zero and one, i.e.  $0 \leq \rho \leq 1$ . After calculating the trajectory density, the agent stores the density value along with the trajectory in the memory buffer for later prioritization.

### 3.2.3 Prioritization

During replay, the agent puts more focus on the under-represented achieved states and prioritizes the according trajectories. These under-represented achieved goal states have lower trajectory density. We defined the complementary trajectory density as:

$$\bar{\rho} \propto 1 - \rho. \quad (3)$$

When the agent replays the samples, it first ranks all the trajectories with respect to their complementary density values  $\bar{\rho}$ , and then uses the ranking number (starting from zero) directly as the probability for sampling. This means that the low-density trajectories have high ranking numbers, and equivalently, have higher priorities to be replayed. Here we use the ranking instead of the density directly. The reason is that the rank-based variant is more robust because it is not affected by outliers nor by density magnitudes. Furthermore, its heavy-tail property also guarantees that samples will be diverse [42]. Mathematically, the probability of a trajectory to be replayed after the prioritization is:

$$p(\mathcal{T}_i) = \frac{\text{rank}(\bar{\rho}(\mathcal{T}_i))}{\sum_{n=1}^N \text{rank}(\bar{\rho}(\mathcal{T}_n))} \quad (4)$$

where  $N$  is the total number of trajectories in the buffer, and  $\text{rank}(\cdot) \in \{0, 1, \dots, N - 1\}$ .

### 3.2.4 Complete Algorithm

We summarize the complete training algorithm in Algorithm 1.

---

#### Algorithm 1 Curiosity-Driven Prioritization (CDP)

---

**Given:**

- an off-policy RL algorithm  $\mathbb{A}$  ▷ e.g. DDPG, DDPG+HER
- a reward function  $r : \mathcal{S} \times \mathcal{A} \times \mathcal{G} \rightarrow \mathbb{R}$ . ▷ e.g.  $r(s, a, g) = -1$  (fail),  $0$  (success)

Initialize neural networks of  $\mathbb{A}$ , density model V-GMM, and replay buffer  $R$

**for** epoch = 1,  $M$  **do**

**for** episode = 1,  $N$  **do**

    Sample a goal  $g$  and an initial state  $s_0$ .

    Sample a trajectory  $\mathcal{T} = (s_t \| g, a_t, r_t, s_{t+1} \| g)_{t=0}^T$  using  $\pi_b$  from  $\mathbb{A}$

    Calculate the densities  $\rho$  and  $\bar{\rho}$  using Equation (1), (2) and (3) ▷ estimate density

    Calculate the priority  $p(\mathcal{T})$  using Equation (4)

    Store transitions  $(s_t \| g, a_t, r_t, s_{t+1} \| g, p, \bar{\rho})_{t=0}^T$  in  $R$

    Sample trajectory  $\mathcal{T}$  from  $R$  based on the priority,  $p(\mathcal{T})$  ▷ prioritization

    Sample transitions  $(s_t, a_t, s_{t+1})$  from  $\mathcal{T}$

    Sample virtual goals  $g' \in \{s_{t+1}, \dots, s_{T-1}\}$  at a future timestep in  $\mathcal{T}$

$r'_t := r(s_t, a_t, g')$  ▷ recalculate reward (HER)

    Store the transition  $(s_t \| g', a_t, r'_t, s_{t+1} \| g', p, \bar{\rho})$  in  $R$

    Perform one step of optimization using  $\mathbb{A}$

**end for**

  Train the density model using the collected trajectories in  $R$  ▷ fit density model

  Update the density in  $R$  using the trained model

▷ refresh density

**end for**

---

### 3.3 Comparison with Prioritized Experience Replay

To the best of our knowledge, the most similar method to CDP is Prioritized Experience Replay (PER) [42]. To combine PER with HER, we calculate the TD-error of each transition based on the randomly selected achieved goals. Then we prioritize the transitions with higher TD-errors for replay. It is known that PER can become very expensive in computational time. The reason is that PER uses TD-errors for prioritization. After each update of the model, the agent needs to update the priorities of the transitions in the replay buffer with the new TD-errors. The agent then ranks them based on the priorities and samples the trajectories for replay. In our experiments, see Section 4, we use the efficient implementation based on the "sum-tree" data structure, which can be relatively efficiently updated and sampled from [42].

Compared to PER, CDP is much faster in computational time because it only updates the trajectory density once per epoch. Due to this reason, CDP is much more efficient than PER in computational time and can be easily combined with any multi-goal RL methods, such as DDPG and HER. In the experiments, Section 4, we first compare the performance improvement of CDP and PER. Afterwards, we compare the time-complexity of PER and CDP. We show that CDP improves performance with much less computational time than PER. Furthermore, the motivations of PER and CDP are different. The former uses TD-errors, while the latter is based on the density of the trajectories.

## 4 Experiments

In this section, we first introduce the robot simulation environment used for evaluation. Then, we investigate the following questions:

- Does incorporating CDP bring benefits to DDPG or DDPG+HER?
- Does CDP improve the sample-efficiency in robotic manipulation tasks?
- How does the density  $\bar{\rho}$  relate to the TD-errors of the trajectory during training?

**Environments:** The environment we used throughout our experiments is the robotic simulations provided by OpenAI Gym [6, 38], using the MuJoCo physics engine [51].

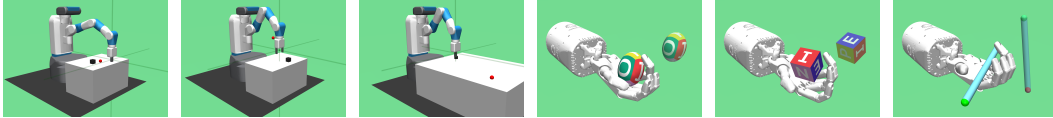


Figure 1: Robot arm Fetch and Shadow Dexterous hand environment: FetchPush, FetchPickAndPlace, FetchSlide, HandManipulateEgg, HandManipulateBlock, and HandManipulatePen.

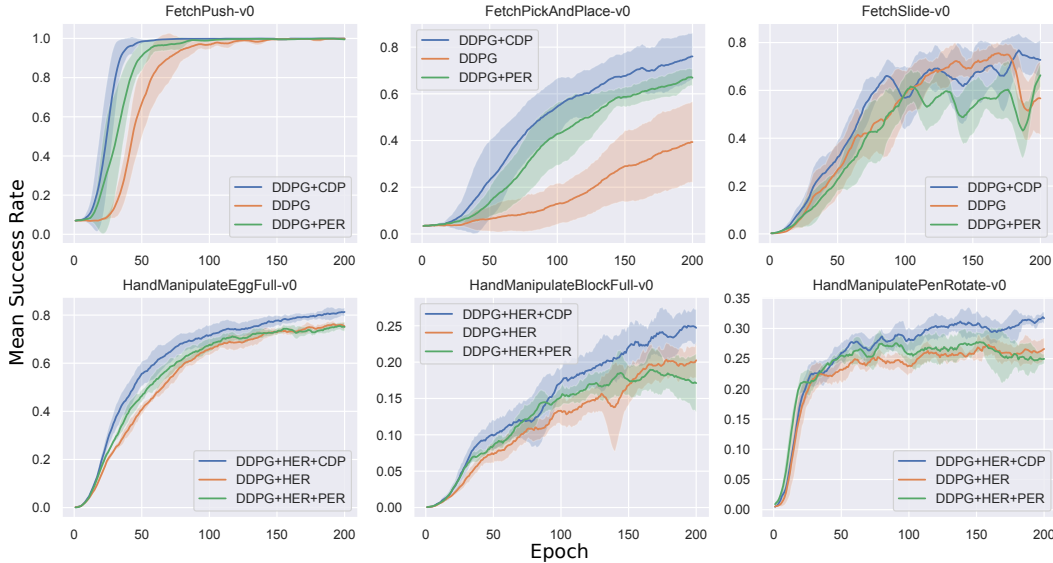


Figure 2: Mean test success rate with standard deviation in all six robot environments

The robotic environment is based on currently existing robotic hardware and is designed as a standard benchmark for Multi-goal RL. The robot agent is required to complete several tasks with different goals in each scenario. There are two kinds of robot agents in the environment. One is a 7-DOF Fetch robotic arm with a two-finger gripper as an end-effector. The other is a 24-DOF Shadow Dexterous robotic hand. We use six challenging tasks for evaluation, including push, slide, pick & place with the robot arm, and hand manipulation of the block, egg, and pen, see Figure 1.

*States:* The states in the simulation consist of positions, orientations, linear and angular velocities of all robot joints and of an object.

*Goals:* The real goals are desired positions and orientations of the object.

*Rewards:* In all environments, we consider sparse rewards. There is a tolerant range between the desired goal states and the achieved goal states. If the object is not in the tolerant range of the real goal, the agent receives a reward signal -1 for each transition; otherwise, the reward signal is 0.

**Performance:** To test the performance difference among DDPG, DDPG+PER, and DDPG+CDP, we run the experiment in the three robot arm environments. We use the DDPG as the baseline here because the robot arm environment is relatively simple. In the more challenging robot hand environments, we use DDPG+HER as the baseline method and test the performance among DDPG+HER, DDPG+HER+PER, and DDPG+HER+CDP.

We compare the mean success rates. Each experiment is carried out across 5 random seeds and the shaded area represents the standard deviation. The learning curve with respect to training epochs is shown in Figure 2. For all experiments, we use 19 CPUs and train the agent for 200 epochs. After training, we use the best-learned policy as the final policy and test it in the environment. The testing results are the final mean success rates. A comparison of the final performances along with the training time is shown in Table 1.

Table 1: Final mean success rate (%) and the training time (hour) for all six environments

Method	Push		Pick & Place		Slide	
	success	time	success	time	success	time
DDPG	99.90%	5.52h	39.34%	5.61h	75.67%	5.47h
DDPG+PER	99.94%	30.66h	67.19%	25.73h	66.33%	25.85h
DDPG+CDP	<b>99.96%</b>	6.76h	<b>76.02%</b>	6.92h	<b>76.77%</b>	6.66h

Method	Egg		Block		Pen	
	success	time	success	time	success	time
DDPG+HER	76.19%	7.33h	20.32%	8.47h	27.28%	7.55h
DDPG+HER+PER	75.46%	79.86h	18.95%	80.72h	27.74%	81.17h
DDPG+HER+CDP	<b>81.30%</b>	17.00h	<b>25.00%</b>	19.88h	<b>31.88%</b>	25.36h

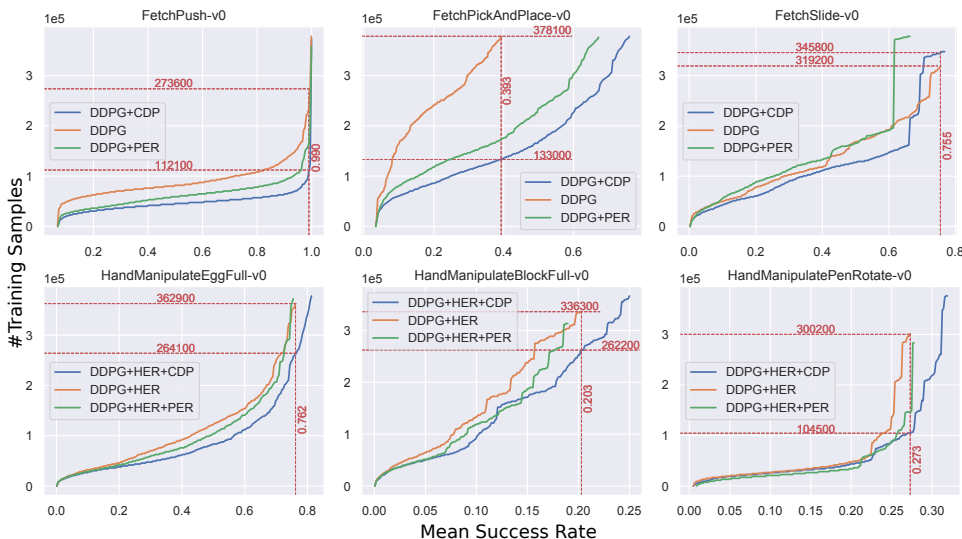


Figure 3: Number of training samples needed with respect to mean test success rate for all six environments (the lower the better)

From Figure 2, we can see that CDP converges faster in all six tasks than both the baseline and PER. The agent trained with CDP also shows a better performance at the end of the training, as shown in Table 1. In Table 1, we can see that the training time of CDP lies in between the baseline and PER. To be more specific, CDP consumes much less computational time than PER does. For example in the robot arm environments, on average DDPG+CDP consumes about 1.2 times the training time of DDPG. In comparison, DDPG+PER consumes about 5 times the training time as DDPG does. In this case, CDP is 4 times faster than PER.

Table 1 shows that baseline methods with CDP give a better performance in all six tasks. The improvement goes up to 39.34 percentage points compared to the baseline methods. The average improvement over the six tasks is 9.15 percentage points. We can see that CDP is a simple yet effective method, improves state-of-the-art methods.

**Sample-Efficiency:** To compare the sample-efficiency of the baseline and CDP, we compare the number of training samples needed for a certain mean test success rate. The comparison is shown in Figure 3. From Figure 3, in the `FetchPush-v0` environment, we can see that for the same 99% mean test success rate, the baseline DDPG needs 273,600 samples for training, while DDPG+CDP only needs 112,100 samples. In this case, DDPG+CDP is more than twice (2.44) as sample-efficient as DDPG. Similarly, in the other five environments, CDP improves sample-efficiency by factors of 2.84, 0.92, 1.37, 1.28 and 2.87, respectively. In conclusion, for all six environments, CDP is able to improve sample-efficiency by an average factor of two (1.95) over the baseline’s sample-efficiency.

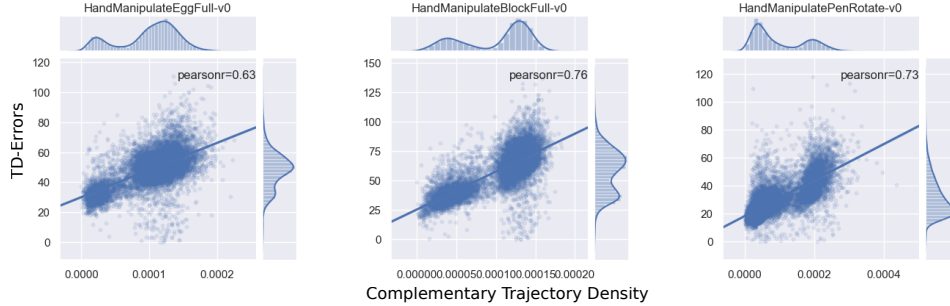


Figure 4: Pearson correlation between the density  $\bar{\rho}$  and TD-errors in the middle of training

**Insights:** We also investigate the correlation between the complementary trajectory density  $\bar{\rho}$  and the TD-errors of the trajectory. The Pearson correlation coefficient, i.e. Pearson’s  $r$  [3], between the density  $\bar{\rho}$  and the TD-errors of the trajectory is shown in Figure 4. The value of Pearson’s  $r$  is between 1 and -1, where 1 is total positive linear correlation, 0 is no linear correlation, -1 is total negative linear correlation. In Figure 4, we can see that the complementary trajectory density is correlated with the TD-errors of the trajectory with an average Pearson’s  $r$  of 0.7. This proves that the relatively rare trajectories in the memory buffer are more valuable for learning. Therefore, it is helpful to prioritize the trajectories with lower density during training.

## 5 Related Work

Experience replay was proposed by Lin [27] and became popular due to the success of DQN [29]. In the same year, prioritized experience replay was introduced by Schaul et al. [42] as an improvement of the experience replay in DQN. It prioritized the transitions with higher TD-error in the replay buffer to speed up training. Schaul et al. [41] also proposed universal function approximators, generalizing not just over states but also over goals. There are also many other research works about multi-task RL [45, 8, 11, 23, 37, 15, 50]. Hindsight experience replay [1] is a kind of goal-conditioned RL that substitutes any achieved goals as real goals to encourage the agent to learn something instead of nothing.

Curiosity-driven exploration is a well-studied topic in reinforcement learning [33, 34, 43, 44, 48]. Pathak et al. [35] encourage the agent to explore states with high prediction error. The agents are also encouraged to explore "novel" or uncertain states [2, 28, 40, 22, 30, 10, 47].

However, we integrate curiosity into prioritization and tackle the problem of data imbalance [16] in the memory buffer of RL agents. A recent work [53] introduced a form of re-sampling for RL agents based on trajectory energy functions. The idea of our method is complementary and can be combined. The motivation of our method is from the curiosity mechanism in the human brain [19]. The essence of our method is to assign priority to the achieved trajectories with lower density, which are relatively more valuable to learn from. In supervised learning, similar tricks are used to mitigate the class imbalance challenge, such as over-sampling the data in the under-represented class [21, 20].

## 6 Conclusion

In conclusion, we proposed a simple yet effective curiosity-driven approach to prioritize agent’s experience based on the trajectory density. Curiosity-Driven Prioritization shows promising experimental results in all six challenging robotic manipulation tasks. This method can be combined with any off-policy RL methods, such as DDPG and DDPG+HER. We integrated the curiosity mechanism via density estimation into the modern RL paradigm and improved sample-efficiency by a factor of two and the final performance by nine percentage points on top of state-of-the-art methods.

## References

- [1] Marcin Andrychowicz, Filip Wolski, Alex Ray, Jonas Schneider, Rachel Fong, Peter Welinder, Bob McGrew, Josh Tobin, OpenAI Pieter Abbeel, and Wojciech Zaremba. Hindsight experience



- replay. In *Advances in Neural Information Processing Systems*, page 5048–5058, 2017.
- [2] Marc Bellemare, Sriram Srinivasan, Georg Ostrovski, Tom Schaul, David Saxton, and Remi Munos. Unifying count-based exploration and intrinsic motivation. In *Advances in Neural Information Processing Systems*, pages 1471–1479, 2016.
- [3] Jacob Benesty, Jingdong Chen, Yiteng Huang, and Israel Cohen. Pearson correlation coefficient. In *Noise reduction in speech processing*, pages 1–4. Springer, 2009.
- [4] David M Blei, Michael I Jordan, et al. Variational inference for dirichlet process mixtures. *Bayesian analysis*, 1(1):121–143, 2006.
- [5] Antoine Bordes, Y-Lan Boureau, and Jason Weston. Learning end-to-end goal-oriented dialog. *arXiv preprint arXiv:1605.07683*, 2016.
- [6] Greg Brockman, Vicki Cheung, Ludwig Pettersson, Jonas Schneider, John Schulman, Jie Tang, and Wojciech Zaremba. Openai gym. *arXiv preprint arXiv:1606.01540*, 2016.
- [7] Mateusz Buda, Atsuto Maki, and Maciej A Mazurowski. A systematic study of the class imbalance problem in convolutional neural networks. *Neural Networks*, 106:249–259, 2018.
- [8] Rich Caruana. Multitask learning. In *Learning to learn*, page 95–133. Springer, 1998.
- [9] Yevgen Chebotar, Mrinal Kalakrishnan, Ali Yahya, Adrian Li, Stefan Schaal, and Sergey Levine. Path integral guided policy search. In *Robotics and Automation (ICRA), 2017 IEEE International Conference on*, pages 3381–3388. IEEE, 2017.
- [10] Nuttapon Chentanez, Andrew G Barto, and Satinder P Singh. Intrinsically motivated reinforcement learning. In *Advances in neural information processing systems*, pages 1281–1288, 2005.
- [11] Bruno Da Silva, George Konidaris, and Andrew Barto. Learning parameterized skills. *arXiv preprint arXiv:1206.6398*, 2012.
- [12] Arthur P Dempster, Nan M Laird, and Donald B Rubin. Maximum likelihood from incomplete data via the em algorithm. *Journal of the royal statistical society. Series B (methodological)*, pages 1–38, 1977.
- [13] Richard O Duda and Peter E Hart. Pattern classification and scene analysis. *A Wiley-Interscience Publication, New York: Wiley, 1973, 1973*.
- [14] Pedro Felzenszwalb, David McAllester, and Deva Ramanan. A discriminatively trained, multi-scale, deformable part model. In *Computer Vision and Pattern Recognition, 2008. CVPR 2008. IEEE Conference on*, pages 1–8. IEEE, 2008.
- [15] David Foster and Peter Dayan. Structure in the space of value functions. *Machine Learning*, 49(2-3):325–346, 2002.
- [16] Mikel Galar, Alberto Fernandez, Edurne Barrenechea, Humberto Bustince, and Francisco Herrera. A review on ensembles for the class imbalance problem: bagging-, boosting-, and hybrid-based approaches. *IEEE Transactions on Systems, Man, and Cybernetics, Part C (Applications and Reviews)*, 42(4):463–484, 2012.
- [17] Ian Goodfellow, Yoshua Bengio, Aaron Courville, and Yoshua Bengio. *Deep learning*, volume 1. MIT press Cambridge, 2016.
- [18] Alex Graves. Generating sequences with recurrent neural networks. *arXiv preprint arXiv:1308.0850*, 2013.
- [19] Matthias J Gruber, Bernard D Gelman, and Charan Ranganath. States of curiosity modulate hippocampus-dependent learning via the dopaminergic circuit. *Neuron*, 84(2):486–496, 2014.
- [20] Haibo He and Eduardo A Garcia. Learning from imbalanced data. *IEEE Transactions on Knowledge & Data Engineering*, (9):1263–1284, 2008.

- [21] Geoffrey E Hinton. To recognize shapes, first learn to generate images. *Progress in brain research*, 165:535–547, 2007.
- [22] Rein Houthoofd, Xi Chen, Yan Duan, John Schulman, Filip De Turck, and Pieter Abbeel. Vime: Variational information maximizing exploration. In *Advances in Neural Information Processing Systems*, pages 1109–1117, 2016.
- [23] Jens Kober, Andreas Wilhelm, Erhan Oztop, and Jan Peters. Reinforcement learning to adjust parametrized motor primitives to new situations. *Autonomous Robots*, 33(4):361–379, 2012.
- [24] Alex Krizhevsky, Ilya Sutskever, and Geoffrey E Hinton. Imagenet classification with deep convolutional neural networks. In *Advances in neural information processing systems*, pages 1097–1105, 2012.
- [25] Sergey Levine, Chelsea Finn, Trevor Darrell, and Pieter Abbeel. End-to-end training of deep visuomotor policies. *The Journal of Machine Learning Research*, 17(1):1334–1373, 2016.
- [26] Timothy P Lillicrap, Jonathan J Hunt, Alexander Pritzel, Nicolas Heess, Tom Erez, Yuval Tassa, David Silver, and Daan Wierstra. Continuous control with deep reinforcement learning. *arXiv preprint arXiv:1509.02971*, 2015.
- [27] Long-Ji Lin. Self-improving reactive agents based on reinforcement learning, planning and teaching. *Machine learning*, 8(3-4):293–321, 1992.
- [28] Manuel Lopes, Tobias Lang, Marc Toussaint, and Pierre-Yves Oudeyer. Exploration in model-based reinforcement learning by empirically estimating learning progress. In *Advances in Neural Information Processing Systems*, pages 206–214, 2012.
- [29] Volodymyr Mnih, Koray Kavukcuoglu, David Silver, Andrei A Rusu, Joel Veness, Marc G Bellemare, Alex Graves, Martin Riedmiller, Andreas K Fidjeland, Georg Ostrovski, et al. Human-level control through deep reinforcement learning. *Nature*, 518(7540):529, 2015.
- [30] Shakir Mohamed and Danilo Jimenez Rezende. Variational information maximisation for intrinsically motivated reinforcement learning. In *Advances in neural information processing systems*, pages 2125–2133, 2015.
- [31] Kevin P Murphy. *Machine learning: A probabilistic perspective*. adaptive computation and machine learning, 2012.
- [32] Andrew Y Ng, Adam Coates, Mark Diel, Varun Ganapathi, Jamie Schulte, Ben Tse, Eric Berger, and Eric Liang. Autonomous inverted helicopter flight via reinforcement learning. In *Experimental Robotics IX*, page 363–372. Springer, 2006.
- [33] Pierre-Yves Oudeyer and Frederic Kaplan. What is intrinsic motivation? a typology of computational approaches. *Frontiers in neurorobotics*, 1:6, 2009.
- [34] Pierre-Yves Oudeyer, Frdric Kaplan, and Verena V Hafner. Intrinsic motivation systems for autonomous mental development. *IEEE transactions on evolutionary computation*, 11(2): 265–286, 2007.
- [35] Deepak Pathak, Pulkit Agrawal, Alexei A Efros, and Trevor Darrell. Curiosity-driven exploration by self-supervised prediction. In *International Conference on Machine Learning (ICML)*, volume 2017, 2017.
- [36] Jan Peters and Stefan Schaal. Reinforcement learning of motor skills with policy gradients. *Neural networks*, 21(4):682–697, 2008.
- [37] Lerrel Pinto and Abhinav Gupta. Learning to push by grasping: Using multiple tasks for effective learning. In *Robotics and Automation (ICRA), 2017 IEEE International Conference on*, pages 2161–2168. IEEE, 2017.
- [38] Matthias Plappert, Marcin Andrychowicz, Alex Ray, Bob McGrew, Bowen Baker, Glenn Powell, Jonas Schneider, Josh Tobin, Maciek Chociej, Peter Welinder, et al. Multi-goal reinforcement learning: Challenging robotics environments and request for research. *arXiv preprint arXiv:1802.09464*, 2018.

- [39] Boris T Polyak and Anatoli B Juditsky. Acceleration of stochastic approximation by averaging. *SIAM Journal on Control and Optimization*, 30(4):838–855, 1992.
- [40] Pascal Poupart, Nikos Vlassis, Jesse Hoey, and Kevin Regan. An analytic solution to discrete bayesian reinforcement learning. In *Proceedings of the 23rd international conference on Machine learning*, pages 697–704. ACM, 2006.
- [41] Tom Schaul, Daniel Horgan, Karol Gregor, and David Silver. Universal value function approximators. In *International Conference on Machine Learning*, pages 1312–1320, 2015.
- [42] Tom Schaul, John Quan, Ioannis Antonoglou, and David Silver. Prioritized experience replay. *arXiv preprint arXiv:1511.05952*, 2015.
- [43] Jürgen Schmidhuber. A possibility for implementing curiosity and boredom in model-building neural controllers. In *Proc. of the international conference on simulation of adaptive behavior: From animals to animats*, pages 222–227, 1991.
- [44] Jürgen Schmidhuber. Formal theory of creativity, fun, and intrinsic motivation (1990–2010). *IEEE Transactions on Autonomous Mental Development*, 2(3):230–247, 2010.
- [45] Jürgen Schmidhuber and Rudolf Huber. *Learning to generate focus trajectories for attentive vision*. Institut für Informatik, 1990.
- [46] David Silver, Aja Huang, Chris J Maddison, Arthur Guez, Laurent Sifre, George Van Den Driessche, Julian Schrittwieser, Ioannis Antonoglou, Veda Panneershelvam, Marc Lanctot, et al. Mastering the game of go with deep neural networks and tree search. *nature*, 529(7587):484–489, 2016.
- [47] Bradly C Stadie, Sergey Levine, and Pieter Abbeel. Incentivizing exploration in reinforcement learning with deep predictive models. *arXiv preprint arXiv:1507.00814*, 2015.
- [48] Yi Sun, Faustino Gomez, and Jürgen Schmidhuber. Planning to be surprised: Optimal bayesian exploration in dynamic environments. In *International Conference on Artificial General Intelligence*, pages 41–51. Springer, 2011.
- [49] Richard S Sutton and Andrew G Barto. *Reinforcement learning: An introduction*, volume 1. MIT press Cambridge, 1998.
- [50] Richard S Sutton, Joseph Modayil, Michael Delp, Thomas Degris, Patrick M Pilarski, Adam White, and Doina Precup. Horde: A scalable real-time architecture for learning knowledge from unsupervised sensorimotor interaction. In *The 10th International Conference on Autonomous Agents and Multiagent Systems-Volume 2*, pages 761–768. International Foundation for Autonomous Agents and Multiagent Systems, 2011.
- [51] Emanuel Todorov, Tom Erez, and Yuval Tassa. Mujoco: A physics engine for model-based control. In *Intelligent Robots and Systems (IROS), 2012 IEEE/RSJ International Conference on*, pages 5026–5033. IEEE, 2012.
- [52] Rui Zhao and Volker Tresp. Efficient dialog policy learning via positive memory retention. In *2018 IEEE Spoken Language Technology Workshop (SLT)*, pages 823–830. IEEE, 2018.
- [53] Rui Zhao and Volker Tresp. Energy-based hindsight experience prioritization. *arXiv preprint arXiv:1810.01363*, 2018.
- [54] Rui Zhao and Volker Tresp. Improving goal-oriented visual dialog agents via advanced recurrent nets with tempered policy gradient. *arXiv preprint arXiv:1807.00737*, 2018.
- [55] Rui Zhao and Volker Tresp. Learning goal-oriented visual dialog via tempered policy gradient. In *2018 IEEE Spoken Language Technology Workshop (SLT)*, pages 868–875. IEEE, 2018.
- [56] Rui Zhao, Haider Ali, and Patrick Van der Smagt. Two-stream rnn/cnn for action recognition in 3d videos. In *2017 IEEE/RSJ International Conference on Intelligent Robots and Systems (IROS)*, pages 4260–4267. IEEE, 2017.