

Final Auction Results

T-1 Capacity Market Auction for 2018/19



Table of Content

Executive Summary	3
The Auction Clearing Price	4
The Aggregate Bidding Capacity of CMUs Awarded Agreements	5
The CMUs to which Capacity Agreements have been Awarded	7
The Duration of Agreements Awarded	8
Capacity that Exited the Auction above the Clearing Price	9
Appendix A – Complete List of CMUs and their Status	11

Executive Summary

National Grid in its role as EMR Delivery Body is required by the Capacity Market Rules 2014 (Rule 5.10.2) to notify the Secretary of State of the Final Results of the Capacity Market Auction as soon as reasonably practicable following the conclusion of the Capacity Auction. This report discharges that obligation.

The T-1 Capacity Auction for delivery in 2018/19 concluded **on 1st February 2018, 15:00 GMT**. The results of the auction are as follows, where any capacity figure refers to de-rated capacity, unless otherwise stated.

The Clearing Price is: **£6.00 per kW per year**.

The Aggregate Capacity of Capacity Market Units awarded Capacity Agreements is: **5,798.214 MW**.

The CMUs to which a Capacity Agreement has been awarded and the duration of those Capacity Agreements are listed in Appendix A.

In addition to the results presented above, National Grid is required under Capacity Market Rule 5.10.3 to report any CMUs that were removed from the IT Auction System under Capacity Market Rule 5.3.3. **The Auction concluded without any CMUs being removed from the system by National Grid.**

The remainder of this report gives further detail on the Capacity Market Auction Clearing, how the Clearing Price was reached and what makes up the capacity that has been procured.

The results of the auction have remained provisional for the period of 8 working days after the completion of the Capacity Market Auction, during which time the Secretary of State may annul the auction on the grounds specified in Regulation 27 of the Electricity Capacity Regulations 2014. These are the final results now this period has elapsed.

Any T-4 (delivery year 2018/19) data shown within this document originates from the latest Capacity Market Register available at the time this document was published.

The Auction Clearing Price

The Clearing Price is: **£6.00 per kW per year.**

The 2017 T-1 Auction Cleared in **Bidding Round 14** on the **1st February 2018, 15:00 GMT.**

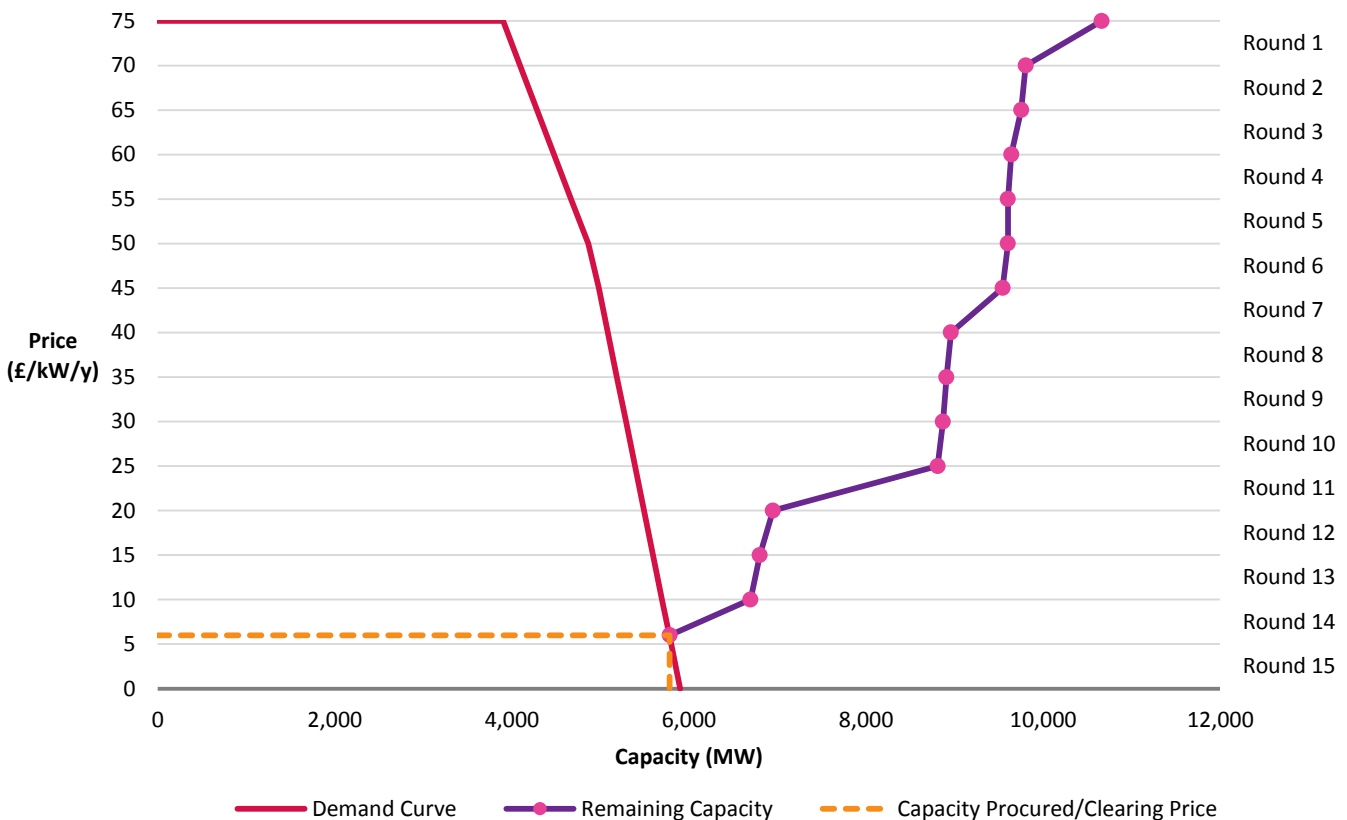
The Auction did not clear with an exact match of Offered Capacity and target capacity (“Clearing Capacity”) and so the Net Welfare Algorithm was used to determine price and volume.

The Net Welfare Algorithm evaluates the integral specified in Rule 5.9.6 to determine whether to include the marginal unit. The algorithm subtracts the additional cost of procuring the marginal unit from the welfare gained by procuring the marginal unit. If the result is positive i.e. the welfare gained by procuring the additional unit outweighs the cost, the unit is included, and the Clearing Price is set to the Exit Bid Price of that unit.

The result of the Net Welfare Algorithm was positive and the marginal unit has been procured.

Figure 1 shows the Demand Curve and the supply curve. The supply curve is found by cumulatively adding the Bidding Capacities of CMUs, according to their Exit Ranking. The supply curve meets the Demand Curve at a Price of £6.00 per kW per year.

Figure 1: T-1 Demand and Possible Supply Range



The Aggregate Bidding Capacity of CMUs Awarded Agreements

The Aggregate Bidding Capacity of CMUs awarded Capacity Agreements is: **5,798.214 MW**.
 A total of **10,679.039 MW** entered the Auction, of which **54.3%** received Capacity Agreements for delivery in 2018/19.

Figure 2: T-1 Breakdown of the Capacity Entering the Auction Awarded Agreements

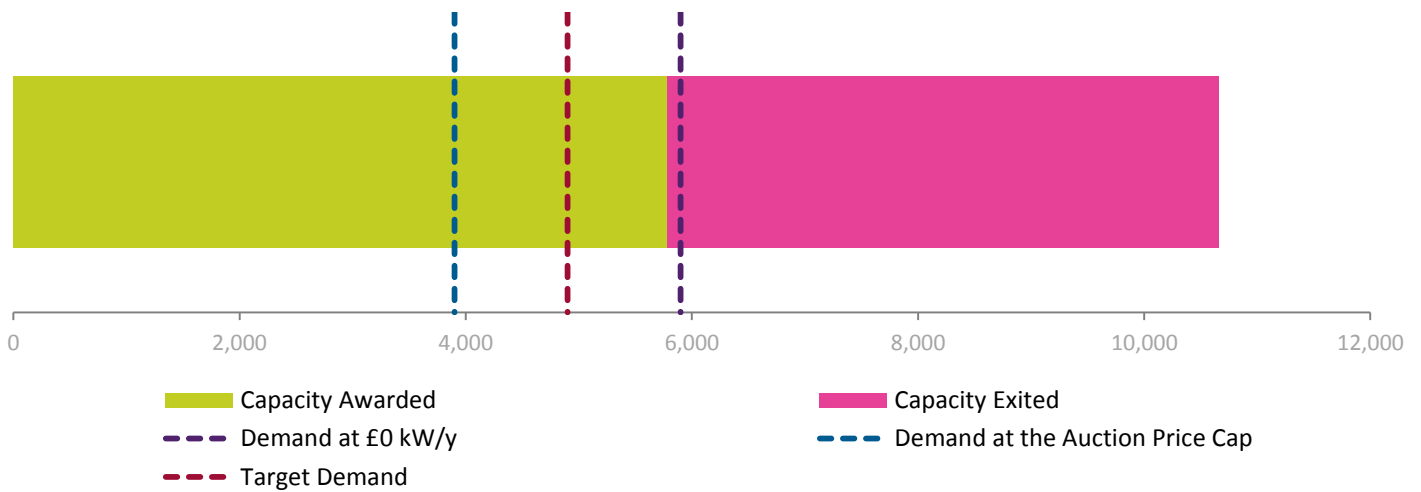


Figure 3 and Table 1 show the breakdown of the Total Awarded Capacity Agreements by CMU Type. A mixture of new and existing Capacity was procured of which **1,016.173 MW** is new capacity for T-1. This is the sum of the capacity of CMUs that have been awarded agreements that are Unproven DSR or New Build CMUs.

Figure 3: 2018/2019 Delivery Year Breakdown of Awarded Capacity by CMU Type

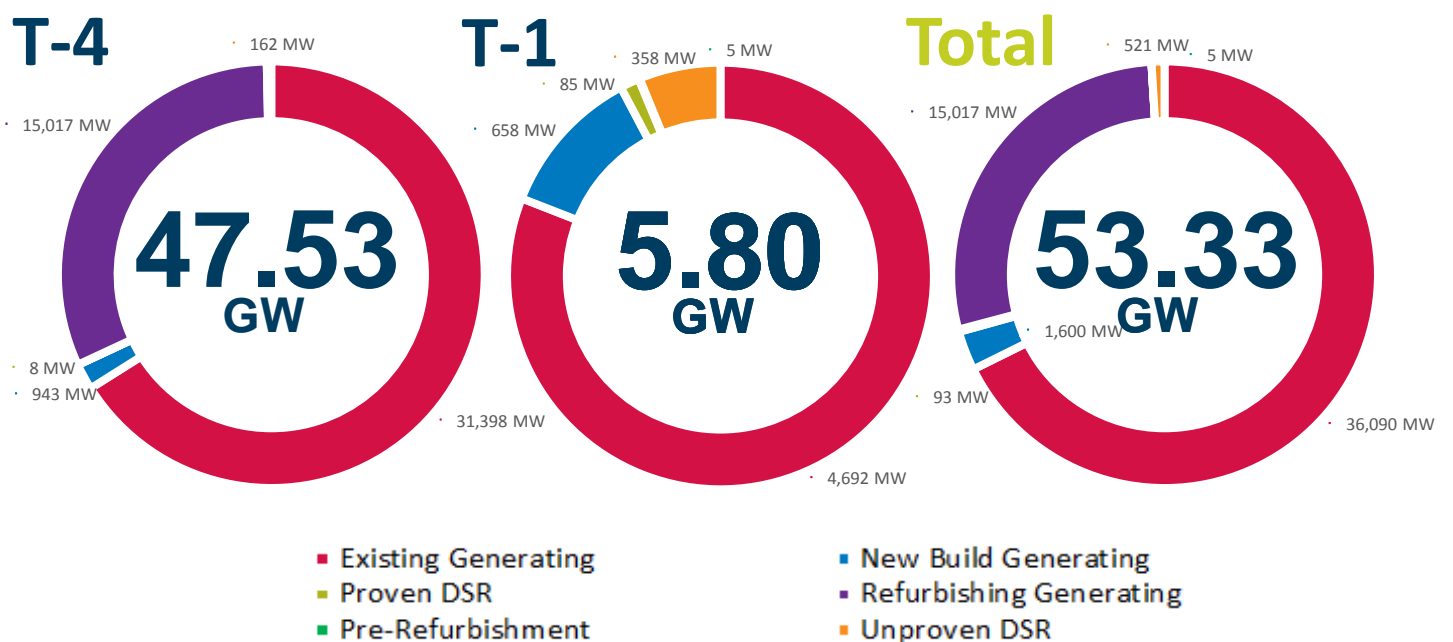


Figure 4: 2018/2019 Delivery Year Breakdown of number of CMUs by CMU Type

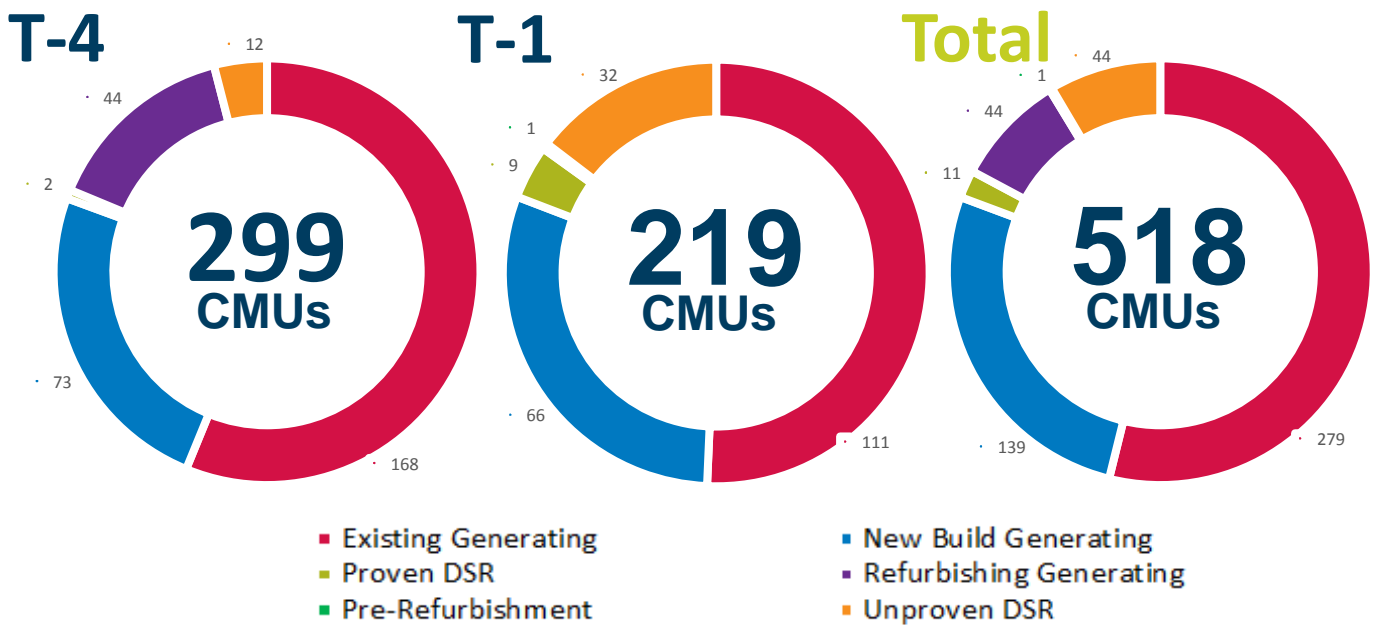
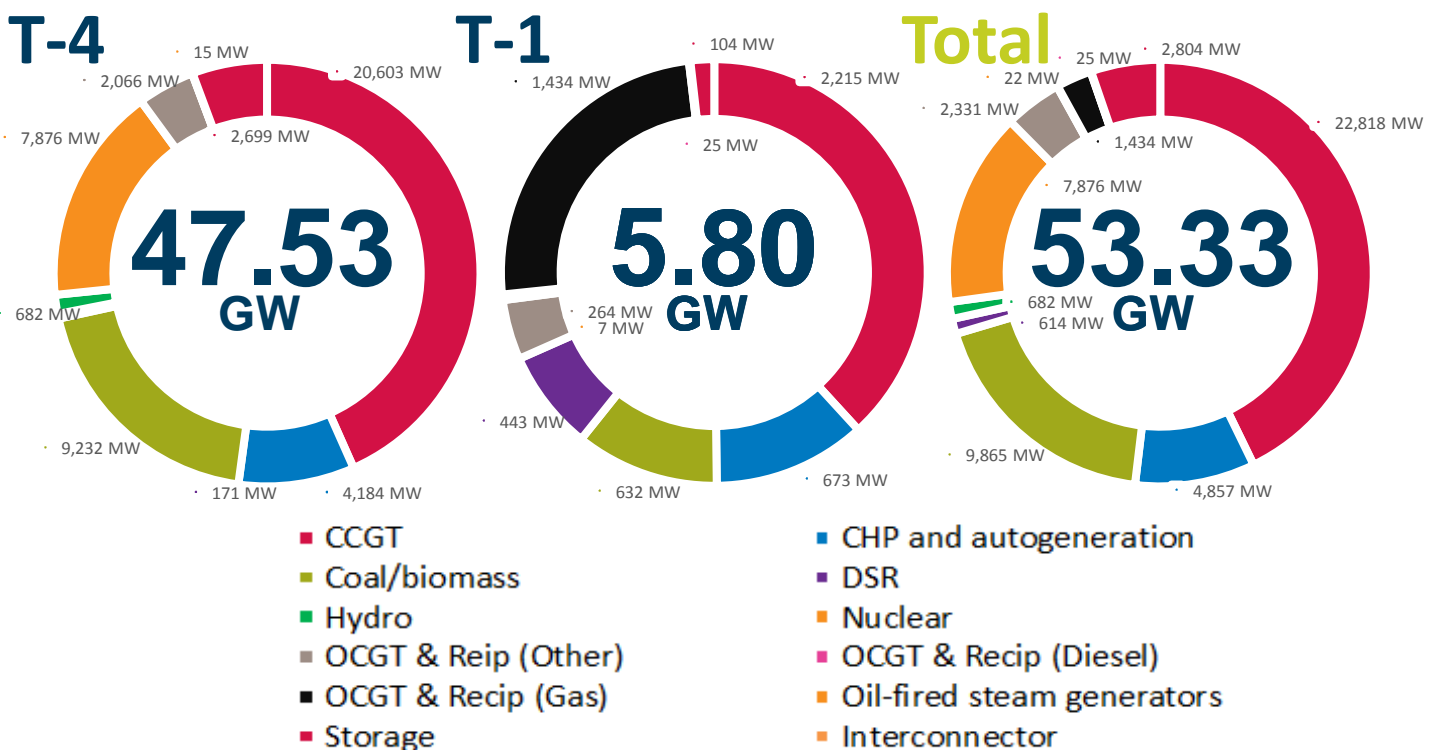


Table 1: 2018/19 Delivery Year Breakdown of Awarded Capacity by CMU Classification

CMU Type	Capacity (MW)		%		No. of CMUs	
	T-4	T-1	T-4	T-1	T-4	T-1
Existing Generating	31,398.07	4,692.291	66	80.93	168	111
New Build Generating	942.64	657.819	2	11.35	73	66
Proven DSR	8.23	85.009	0	1.47	2	9
Refurbishing Generating	15,016.85	0.000	32	0.00	44	0
Pre-Refurbishment	0.00	4,741	0	0.08	0	1
Unproven DSR	162.36	358.354	0	6.18	12	32

Figure 5 shows the breakdown of CMUs awarded Capacity Agreements by Technology Type.

Figure 5: 2018/19 Delivery Year Capacity Awarded by Technology Type



Final Auction Results

The majority of the Capacity Agreements awarded, by capacity, are to **CCGT components**.

Table 2: 2018/19 Delivery Year Breakdown of Awarded Capacity by CMU Type

CMU Type	Capacity (MW)		%	
	T-4	T-1	T-4	T-1
CCGT	20,602.501	2,215.331	43.35	38.21
CHP and autogeneration	4,183.669	673.131	8.80	11.61
Coal/biomass	9,232.183	632.351	19.42	10.91
DSR	170.582	443.363	0.36	7.65
Hydro	682.162	0.000	1.44	0.00
Nuclear	7,876.108	0.000	16.57	0.00
OCGT & Reip (Other)*	2,066.352	264.250	4.35	4.56
OCGT & Recip (Diesel)		24.621	0.00	0.42
OCGT & Recip (Gas)		1,434.428	0.00	24.74
Oil-fired steam generators	15.213	6.550	0.03	0.11
Storage	2,699.373	104.189	5.68	1.80
Interconnector	0.000	0.000	0.00	0.00

*OCGT in T-4 was not differentiated during the T-4 for 2018/19 so it has been aggregated under "Other"

The majority of the Capacity Agreements awarded, by capacity, have **Gas** as the primary fuel type.

Table 3: T-1 Breakdown of Awarded Capacity by Primary Fuel Type

Primary Fuel Type	Capacity (MW)	%
Bio-fuel	79.640	1.37
Biomass	32.984	0.57
Coal	437.812	7.55
Coal mine methane	10.082	0.17
Diesel	95.257	1.64
DSR	430.540	7.43
Gas	4,368.791	75.35
Storage - Battery	112.823	1.95
Storage - Compressed Air	2.965	0.05
Waste	227.320	3.92

The CMUs to which Capacity Agreements have been Awarded

A List of the CMUs and their final status has been included in Appendix A. In total there are **219 CMUs** that have been awarded Capacity Agreements, from **116 Applicant Companies**.

The Duration of Agreements Awarded

The maximum duration for Capacity Agreement received in the T-1 Auction is one year. The capacity procured for the period of 2017 to 2034 is shown in figure 5 below.

Figure 5: Volume of Capacity Procured by Delivery Year

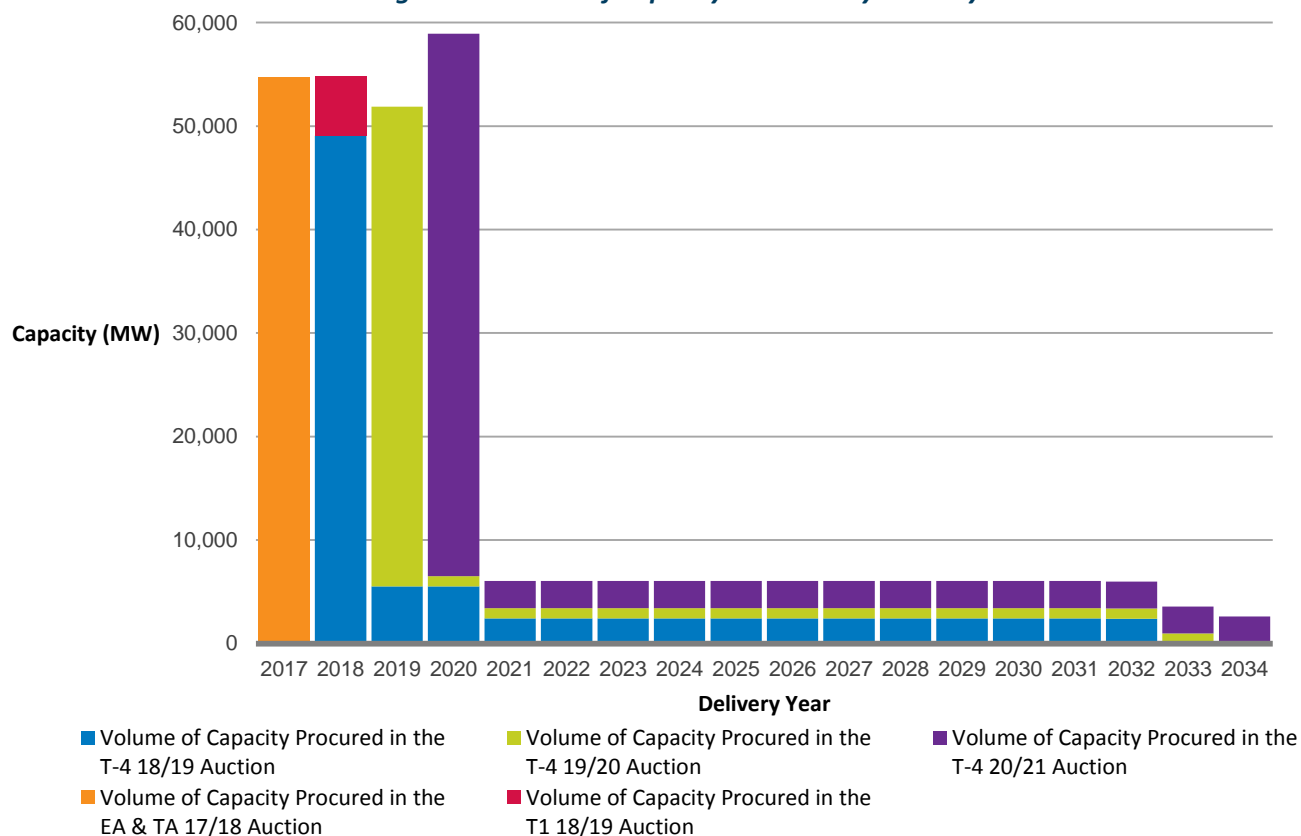


Table 5: Capacity Procured by Delivery Year

Delivery Year	T-4 18/19	T-4 19/20	T-4 20/21	EA 17/18	T1 18/19	Total
2017	0.000	-	-	54,433.634	-	54,433.634
2018	49,051.379	-	-	-	5,798.214	54,849.593
2019	5,524.317	46,353.569	-	-	-	51,877.886
2020	5,524.317	982.520	52,425.302	-	-	58,932.139
2021	2,423.296	982.520	2,648.756	-	-	6,054.572
2022	2,423.296	982.520	2,648.756	-	-	6,054.572
2023	2,423.296	982.520	2,648.756	-	-	6,054.572
2024	2,423.296	982.520	2,648.756	-	-	6,054.572
2025	2,423.296	982.520	2,648.756	-	-	6,054.572
2026	2,423.296	982.520	2,648.756	-	-	6,054.572
2027	2,423.296	982.520	2,648.756	-	-	6,054.572
2028	2,423.296	982.520	2,648.756	-	-	6,054.572
2029	2,423.296	982.520	2,648.756	-	-	6,054.572
2030	2,423.296	982.520	2,648.756	-	-	6,054.572
2031	2,423.296	982.520	2,648.756	-	-	6,054.572
2032	2,391.004	982.520	2,615.359	-	-	5,988.883
2033	-	969.600	2,615.359	-	-	3,584.959
2034	-	-	2,615.359	-	-	2,615.359

Capacity that Exited the Auction above the Clearing Price

A total of **4,880.825 MW** exited the auction above the clearing price. This Capacity is broken down by CMU Classification

Figure 6: T-1 Breakdown of Exited Capacity by CMU Type

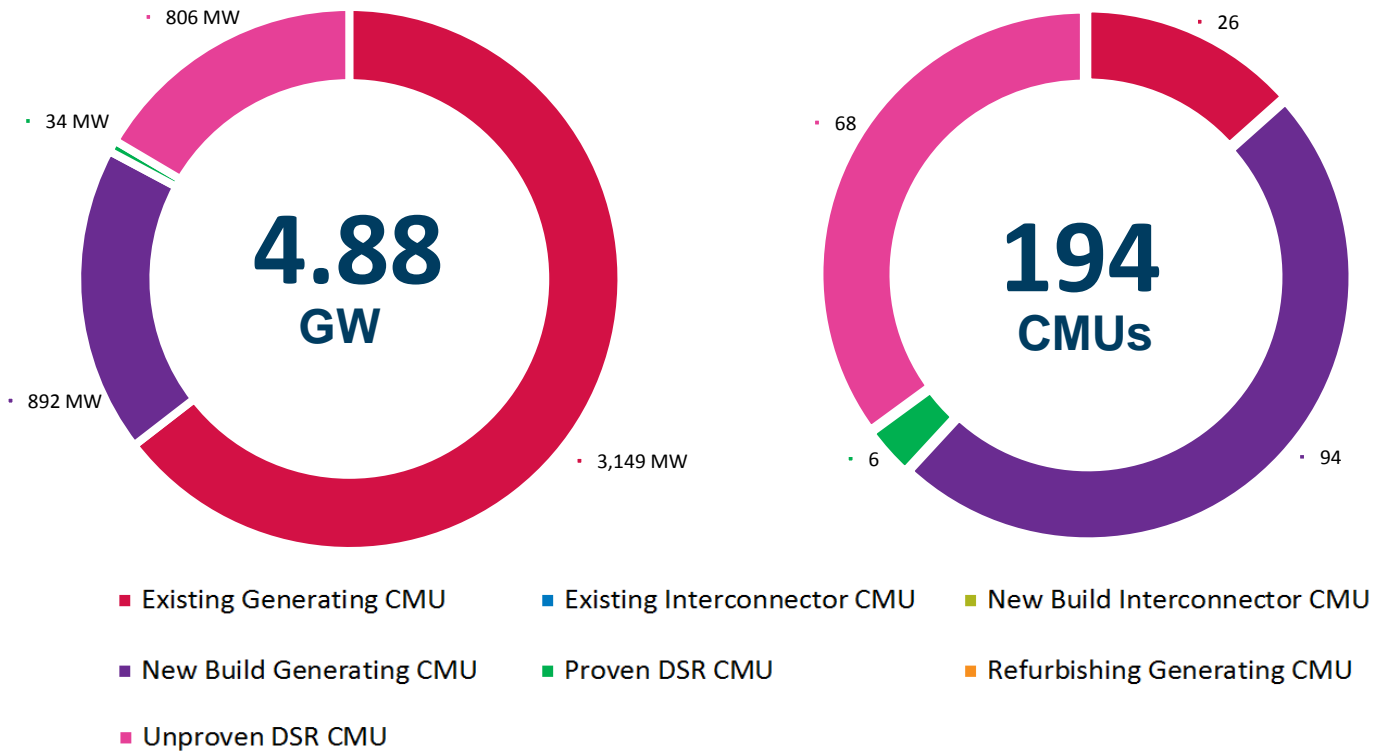


Table 6: T-1 Capacity Exited by CMU Classification

CMU TYPE	Capacity (MW)	%	No. of CMUs	%
Existing Generating	3,148.927	64.52	26	13.33
Existing Interconnector	0.000	0.00	0	0.00
New Build Interconnector	0.000	0.00	0	0.00
New Build Generating	892.091	18.28	94	48.21
Proven DSR	34.212	0.70	6	3.08
Refurbishing Generating *	0.000	0.00	1	0.51
Unproven DSR	805.595	16.51	68	34.87

* Refurbishing Generating capacity figure includes CMUs that have moved from a Refurbishing to Pre-Refurbishing a state

Existing Generating CMUs make up the largest group of Capacity that Exited the Auction by Classification.

Figure 7: T-1 Breakdown of Exited Capacity by Technology Type

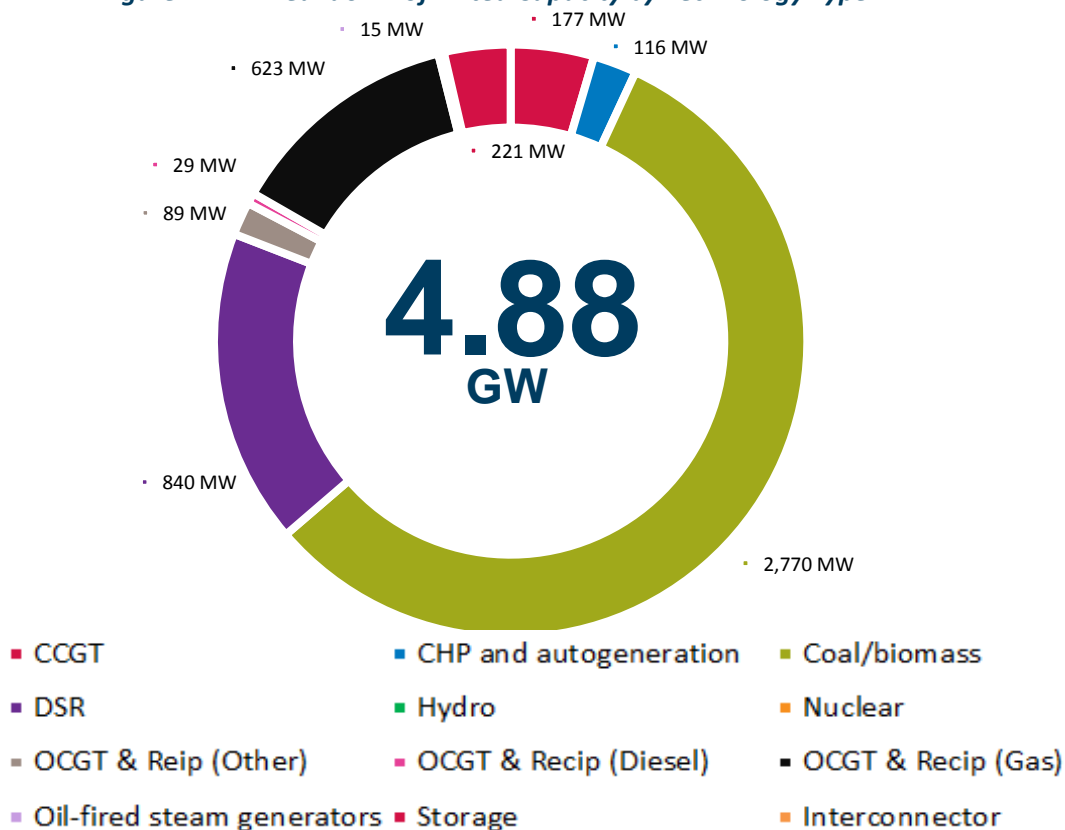


Table 7: T-1 Capacity Exited by Technology Type

CMU Type	Capacity (MW)	%
CCGT	221.350	4.54
CHP and autogeneration	116.362	2.38
Coal/biomass	2,770.463	56.76
DSR	839.807	17.21
Hydro	0.000	0.00
Nuclear	0.000	0.00
OCGT & Recip (Other)	88.892	1.82
OCGT & Recip (Diesel)	28.956	0.59
OCGT & Recip (Gas)	623.320	12.77
Oil-fired steam generators	14.961	0.31
Storage	176.714	3.62
Interconnector	0.000	0.00

The Technology Type exiting the largest overall volume of capacity from the auction was **Coal/Biomass (2,770.463 MW)**.

Appendix A – Complete List of CMUs and their Status.

Note: Where a Capacity Agreement (AG) has been awarded the Capacity and duration are the Capacity and duration awarded.

Applicant Company	CMU ID	Capacity AG	CMU Classification	Capacity (MW)	Duration (Years)
Drax Power Limited	DX0417	No	Existing Generating CMU	0	N/A
Eggborough Power Limited	EGGB18	No	Existing Generating CMU	0	N/A
EnerNOC UK Limited	EDSR01	No	Unproven DSR CMU	0	N/A
EnerNOC UK Limited	EDSR02	No	Unproven DSR CMU	0	N/A
EnerNOC UK Limited	EDSR03	No	Unproven DSR CMU	0	N/A
EnerNOC UK Limited	EDSR04	No	Unproven DSR CMU	0	N/A
EnerNOC UK Limited	EDSR05	No	Unproven DSR CMU	0	N/A
EnerNOC UK Limited	EDSR06	No	Unproven DSR CMU	0	N/A
EnerNOC UK Limited	EDSR07	No	Unproven DSR CMU	0	N/A
EnerNOC UK Limited	EDSR08	No	Unproven DSR CMU	0	N/A
EnerNOC UK Limited	EDSR09	No	Unproven DSR CMU	0	N/A
EnerNOC UK Limited	EDSR10	No	Unproven DSR CMU	0	N/A
EnerNOC UK Limited	EDSR11	No	Unproven DSR CMU	0	N/A
EnerNOC UK Limited	EDSR12	No	Unproven DSR CMU	0	N/A
EnerNOC UK Limited	EDSR13	No	Unproven DSR CMU	0	N/A
EnerNOC UK Limited	EDSR14	No	Unproven DSR CMU	0	N/A
EnerNOC UK Limited	EDSR15	No	Unproven DSR CMU	0	N/A
EnerNOC UK Limited	EDSR16	No	Unproven DSR CMU	0	N/A
EnerNOC UK Limited	EDSR17	No	Unproven DSR CMU	0	N/A
EnerNOC UK Limited	EDSR18	No	Unproven DSR CMU	0	N/A
EnerNOC UK Limited	EDSR19	No	Unproven DSR CMU	0	N/A
EnerNOC UK Limited	EDSR20	No	Unproven DSR CMU	0	N/A
EnerNOC UK Limited	EGEN02	Yes	Existing Generating CMU	3.6	1
EnerNOC UK Limited	EGEN03	Yes	Existing Generating CMU	3.6	1
EnerNOC UK Limited	EGEN04	Yes	Existing Generating CMU	3.6	1
EnerNOC UK Limited	EGEN21	Yes	Existing Generating CMU	7.2	1
EnerNOC UK Limited	EGEN22	Yes	Existing Generating CMU	7.2	1
EnerNOC UK Limited	EGEN17	Yes	Existing Generating CMU	6.03	1
EnerNOC UK Limited	EGEN11	Yes	Existing Generating CMU	9.45	1
EnerNOC UK Limited	EGEN16	Yes	Existing Generating CMU	7.2	1
EnerNOC UK Limited	EGEN07	Yes	Existing Generating CMU	3.78	1
EnerNOC UK Limited	EGEN06	Yes	Existing Generating CMU	3.96	1
EnerNOC UK Limited	EGEN15	Yes	Existing Generating CMU	3.6	1
Flexitricity Limited	FLXR19	No	Existing Generating CMU	0	N/A
Flexitricity Limited	FLXR24	No	Existing Generating CMU	0	N/A
Flexitricity Limited	FLXR23	No	Existing Generating CMU	0	N/A
Flexitricity Limited	FLXR27	No	Existing Generating CMU	0	N/A
Flexitricity Limited	FLXR29	No	Existing Generating CMU	0	N/A
Flexitricity Limited	FLXR30	No	New Build Generating CMU	0	N/A
Flexitricity Limited	FLXR32	No	Existing Generating CMU	0	N/A
Flexitricity Limited	FLXR42	Yes	Proven DSR CMU	11.932	1

Final Auction Results

Applicant Company	CMU ID	Capacity AG	CMU Classification	Capacity (MW)	Duration (Years)
Flexitricity Limited	FLXR43	Yes	Proven DSR CMU	11.965	1
Flexitricity Limited	FLXR61	No	Proven DSR CMU	0	N/A
Flexitricity Limited	FLXR62	No	Proven DSR CMU	0	N/A
Flexitricity Limited	FLXR63	Yes	Proven DSR CMU	2.778	1
Flexitricity Limited	FLXR64	No	Proven DSR CMU	0	N/A
Flexitricity Limited	FLXR36	No	Existing Generating CMU	0	N/A
Flexitricity Limited	FLXR22	No	Existing Generating CMU	0	N/A
Flexitricity Limited	FLXR26	No	Existing Generating CMU	0	N/A
Flexitricity Limited	FLXR50	No	Existing Generating CMU	0	N/A
Flexitricity Limited	FLXR98	No	Unproven DSR CMU	0	N/A
Flexitricity Limited	FLXR99	No	Unproven DSR CMU	0	N/A
Grangemouth CHP Limited	GCHPLA	Yes	Existing Generating CMU	127.8	1
RWE Generation UK plc	GRMA17	No	New Build Generating CMU	0	N/A
UK Power Reserve Limited	17PR13	Yes	Refurbishing Generating CMU	4.741	1
UK Power Reserve Limited	AGPR06	No	Unproven DSR CMU	0	N/A
Viridis 178 Limited	VI1201	Yes	New Build Generating CMU	19.738	1
Viridis 178 Limited	VI1202	Yes	New Build Generating CMU	12.688	1
Viridis 178 Limited	VI1203	Yes	New Build Generating CMU	5.639	1
Viridis 178 Limited	VI1204	Yes	Existing Generating CMU	9.189	1
Viridis 178 Limited	VI1205	Yes	Existing Generating CMU	3.938	1
Cadoxton Reserve Power Limited	CADO03	Yes	Existing Generating CMU	14.98	1
Dafen Reserve Power Limited	DAFE03	Yes	Existing Generating CMU	9.291	1
Harbourne Power Limited	HARB03	Yes	Existing Generating CMU	14.98	1
Larigan Power Limited	LARI03	Yes	Existing Generating CMU	14.98	1
Nevern Power Limited	NEVE03	Yes	New Build Generating CMU	14.98	1
Redlake Power Limited	RED003	Yes	Existing Generating CMU	14.98	1
Selby Power Limited	SELB03	Yes	Existing Generating CMU	14.98	1
Tillingham Power Limited	TILL03	Yes	Existing Generating CMU	14.98	1
Clyne Power Limited	CLYN03	Yes	Existing Generating CMU	14.98	1
Ogmore Power Limited	OGMO03	Yes	Existing Generating CMU	15.17	1
Culverly Power Limited	CULV04	No	Existing Generating CMU	0	N/A
Centrica Barry Limited	EBRYP3	No	Existing Generating CMU	0	N/A
Centrica Brigg Limited	EBRGG3	Yes	Existing Generating CMU	95.375	1
Centrica PB Limited	PETEM3	Yes	Existing Generating CMU	235.175	1
Distributed Energy Customer Solutions Limited	GOUK03	Yes	Existing Generating CMU	4.917	1
Distributed Energy Customer Solutions Limited	GRND02	Yes	Existing Generating CMU	7.221	1
Distributed Energy Customer Solutions Limited	GOUK01	Yes	Existing Generating CMU	2.076	1
ENER-G Combined Power Limited	WUTH04	Yes	Existing Generating CMU	2.244	1
Centrica Brigg Limited	EFRO03	Yes	New Build Generating CMU	10.649	1
Centrica Distributed Generation Limited	DGBRI3	Yes	New Build Generating CMU	45.983	1
Centrica Distributed Generation Limited	DGPET3	Yes	New Build Generating CMU	45.509	1

Final Auction Results

Applicant Company	CMU ID	Capacity AG	CMU Classification	Capacity (MW)	Duration (Years)
British Gas Trading Limited	GBUK01	Yes	New Build Generating CMU	1.164	1
GB Gas Holdings Ltd	3CEES1	Yes	Proven DSR CMU	4.189	1
British Gas Trading Limited	3BGT01	No	Proven DSR CMU	0	N/A
Distributed Energy Customer Solutions Limited	GBUK02	Yes	New Build Generating CMU	4.775	1
EDF Energy plc	WA3-17	Yes	Existing Generating CMU	437.812	1
Peak Gen Power 27 Limited	PG1727	No	New Build Generating CMU	0	N/A
Peak Gen Power 18 Limited	PG1718	No	Existing Generating CMU	0	N/A
Alkane Energy UK Limited	AUKN28	Yes	New Build Generating CMU	5.689	1
Regent Park Energy Limited	AUKN33	Yes	New Build Generating CMU	1.896	1
Alkane Energy UK Limited	AUKN37	Yes	New Build Generating CMU	2.844	1
Alkane Energy UK Limited	A11705	Yes	Existing Generating CMU	2.815	1
Regent Park Energy Limited	A11708	Yes	Existing Generating CMU	10.606	1
Alkane Energy UK Limited	A11701	Yes	Existing Generating CMU	3.699	1
Alkane Energy CM Limited	A11706	Yes	Existing Generating CMU	7.71	1
Alkane Energy UK Limited	A11703	Yes	Existing Generating CMU	2.411	1
Alkane Energy UK Limited	A11704	Yes	Existing Generating CMU	3.517	1
Regent Park Energy Limited	A11707	Yes	Existing Generating CMU	2.089	1
Alkane Energy UK Limited	A11709	Yes	Existing Generating CMU	3.146	1
Alkane Energy CM Limited	A11710	Yes	New Build Generating CMU	15.17	1
Alkane Energy UK Limited	A11711	No	New Build Generating CMU	0	N/A
Alkane Energy UK Limited	AUKN44	No	New Build Generating CMU	0	N/A
Veolia UK Limited	BHRLH3	Yes	Existing Generating CMU	6.358	1
Veolia UK Limited	SGH003	Yes	Existing Generating CMU	3.564	1
Veolia UK Limited	ELIL01	Yes	Existing Generating CMU	8.694	1
Veolia UK Limited	AVARA1	Yes	Existing Generating CMU	2.484	1
SmartestEnergy Limited	SE1801	Yes	Unproven DSR CMU	40	1
SmartestEnergy Limited	SE1802	Yes	Unproven DSR CMU	30	1
SmartestEnergy Limited	SE1803	Yes	Unproven DSR CMU	30	1
SmartestEnergy Limited	SE1804	Yes	Unproven DSR CMU	20	1
SmartestEnergy Limited	SE1805	Yes	Unproven DSR CMU	20	1
SmartestEnergy Limited	SE1806	Yes	Unproven DSR CMU	10	1
SmartestEnergy Limited	SE1807	No	Unproven DSR CMU	0	N/A
SmartestEnergy Limited	SE1808	No	Unproven DSR CMU	0	N/A
SmartestEnergy Limited	SE1809	Yes	Unproven DSR CMU	5	1
SmartestEnergy Limited	SE1810	Yes	Unproven DSR CMU	5	1
SmartestEnergy Limited	SE1811	No	Unproven DSR CMU	0	N/A
SmartestEnergy Limited	SE1812	No	Unproven DSR CMU	0	N/A
SmartestEnergy Limited	SE1813	No	Unproven DSR CMU	0	N/A
SmartestEnergy Limited	SE1814	No	Unproven DSR CMU	0	N/A
Beaufort Power Ltd	Beau17	No	New Build Generating CMU	0	N/A
Brecon Power Ltd	BREC17	Yes	New Build Generating CMU	19.758	1

Final Auction Results

Applicant Company	CMU ID	Capacity AG	CMU Classification	Capacity (MW)	Duration (Years)
Brecon Power Ltd	PG1715	No	New Build Generating CMU	0	N/A
Brecon Power Ltd	PG1722	No	New Build Generating CMU	0	N/A
Brecon Power Ltd	PG1716	No	New Build Generating CMU	0	N/A
Wednesbury Power Ltd	WEDN17	No	New Build Generating CMU	0	N/A
Ashford Power Ltd	ASHFO3	Yes	New Build Generating CMU	20.024	1
UK Strategic Reserve Limited	17SR11	No	New Build Generating CMU	0	N/A
UK Strategic Reserve Limited	17SR12	No	New Build Generating CMU	0	N/A
UK Strategic Reserve Limited	17SR20	No	New Build Generating CMU	0	N/A
UK Strategic Reserve Limited	17SR24	No	New Build Generating CMU	0	N/A
UK Strategic Reserve Limited	17SR26	No	New Build Generating CMU	0	N/A
UK Strategic Reserve Limited	17SR27	No	New Build Generating CMU	0	N/A
UK Strategic Reserve Limited	17SR23	Yes	New Build Generating CMU	18.962	1
SUEZ RECYCLING AND RECOVERY TEES VALLEY LTD	SUEZ02	Yes	Existing Generating CMU	17.28	1
SUEZ RECYCLING AND RECOVERY KIRKLEES LTD	SUEZ01	Yes	Existing Generating CMU	9.474	1
SUEZ RECYCLING AND RECOVERY SUFFOLK LTD	SUEZ05	Yes	Existing Generating CMU	20.848	1
Cornwall Energy Recovery Limited	SUEZ16	Yes	Existing Generating CMU	21.019	1
West London Energy Recovery Limited	SUEZ17	Yes	Existing Generating CMU	28.814	1
Harworth Power (Generation) Limited	Harwo2	Yes	Existing Generating CMU	3.799	1
Harworth Power (Generation) Limited	Kelli2	Yes	Existing Generating CMU	6.283	1
REstore Flexpond UK Limited	REST10	Yes	Existing Generating CMU	7.443	1
REstore Flexpond UK Limited	REST13	Yes	Existing Generating CMU	35.987	1
REstore Flexpond UK Limited	REST15	Yes	Existing Generating CMU	5.807	1
REstore Flexpond UK Limited	REST18	Yes	Existing Generating CMU	4.411	1
REstore Flexpond UK Limited	REST17	Yes	Existing Generating CMU	6.301	1
REstore Flexpond UK Limited	REST24	Yes	Existing Generating CMU	2.146	1
REstore Flexpond UK Limited	REST25	Yes	Existing Generating CMU	2.965	1
REstore Flexpond UK Limited	REST20	Yes	Existing Generating CMU	6.318	1
REstore Flexpond UK Limited	REST21	Yes	Existing Generating CMU	6.552	1
REstore Flexpond UK Limited	REST22	Yes	Existing Generating CMU	10.8	1
REstore Flexpond UK Limited	REST12	Yes	Existing Generating CMU	6.363	1
REstore Flexpond UK Limited	REST19	Yes	Existing Generating CMU	33.206	1
REstore Flexpond UK Limited	REST14	Yes	Existing Generating CMU	6.264	1
EDF Energy Customers plc	DR181A	Yes	Unproven DSR CMU	5.338	1
EDF Energy Customers plc	DR181B	Yes	Unproven DSR CMU	7.5	1
EDF Energy Customers plc	DR181C	No	Unproven DSR CMU	0	N/A
EDF Energy Customers plc	DR181D	No	Unproven DSR CMU	0	N/A
EDF Energy Customers plc	DR181E	No	Unproven DSR CMU	0	N/A
EDF Energy Customers plc	DR181F	No	Unproven DSR CMU	0	N/A
EDF Energy Customers plc	DR181G	No	Unproven DSR CMU	0	N/A
EDF Energy Customers plc	DR181H	No	Unproven DSR CMU	0	N/A
EDF Energy Customers plc	DR181I	No	Unproven DSR CMU	0	N/A

Final Auction Results

Applicant Company	CMU ID	Capacity AG	CMU Classification	Capacity (MW)	Duration (Years)
EDF Energy Customers plc	DR181J	No	Unproven DSR CMU	0	N/A
Flexible Generation Limited	CRUM18	Yes	New Build Generating CMU	18.962	1
Precise Energy Limited	STOW8A	Yes	New Build Generating CMU	18.962	1
Valence Power Limited	STOW8B	Yes	New Build Generating CMU	18.962	1
Northwick Power Generation No 1 Limited	NN1101	No	Existing Generating CMU	0	N/A
Limejump Ltd.	NBHOM1	Yes	New Build Generating CMU	1.693	1
Limejump Ltd.	DSRLJ1	Yes	Unproven DSR CMU	5.18	1
Limejump Ltd.	DSRLJ2	Yes	Unproven DSR CMU	8.634	1
Limejump Ltd.	DSRLJ3	Yes	Unproven DSR CMU	8.634	1
Limejump Ltd.	DSRLJ4	Yes	Unproven DSR CMU	8.634	1
Limejump Ltd.	DSRLJ8	Yes	Unproven DSR CMU	8.634	1
Limejump Ltd.	DSRLJ9	Yes	Unproven DSR CMU	8.634	1
Limejump Ltd.	DSRLJ5	Yes	Unproven DSR CMU	5.18	1
Limejump Ltd.	DSRLJ7	Yes	Unproven DSR CMU	5.18	1
Limejump Ltd.	EXLJ11	Yes	Existing Generating CMU	14.662	1
Limejump Ltd.	EXSMU1	Yes	Existing Generating CMU	7.47	1
Limejump Ltd.	EXLJ10	Yes	Existing Generating CMU	1.677	1
Infinis Alternative Energies Limited	ADGS17	Yes	New Build Generating CMU	3.792	1
Rounponds Energy Limited	ROUN18	No	New Build Generating CMU	0	N/A
Rounponds Energy Limited	ROST18	No	New Build Generating CMU	0	N/A
Tata Steel UK Limited	TS17_1	Yes	Proven DSR CMU	8	1
Tata Steel UK Limited	TS17_3	Yes	Proven DSR CMU	7	1
TP LEASECO LIMITED	GLAS17	Yes	Existing Generating CMU	9.742	1
Riverside Resource Recovery Limited	RRRF11	Yes	Existing Generating CMU	65.765	1
Uniper Global Commodities SE	KILH01	Yes	Existing Generating CMU	294.859	1
Uniper Global Commodities SE	KILH02	Yes	Existing Generating CMU	294.859	1
LondonEnergy Ltd	LWL_17	Yes	Existing Generating CMU	33.702	1
ScottishPower Energy Retail Limited	SP1705	No	Unproven DSR CMU	0	N/A
ScottishPower Energy Retail Limited	SP1706	No	Unproven DSR CMU	0	N/A
ScottishPower Energy Retail Limited	SP1707	No	Unproven DSR CMU	0	N/A
ScottishPower Energy Retail Limited	SP1708	Yes	Unproven DSR CMU	2	1
ScottishPower Energy Retail Limited	SP1709	No	Unproven DSR CMU	0	N/A
ScottishPower Energy Retail Limited	SP1710	No	Unproven DSR CMU	0	N/A
ScottishPower Energy Retail Limited	SP1711	No	Unproven DSR CMU	0	N/A
ScottishPower Energy Retail Limited	SP1712	No	Unproven DSR CMU	0	N/A
ScottishPower Energy Retail Limited	SP1713	No	Unproven DSR CMU	0	N/A
UK Energy Reserve Limited	17ER75	No	New Build Generating CMU	0	N/A
UK Energy Reserve Limited	17ER77	No	New Build Generating CMU	0	N/A
UK Energy Reserve Limited	17ER33	No	New Build Generating CMU	0	N/A
UK Energy Reserve Limited	17ER48	No	New Build Generating CMU	0	N/A
UK Energy Reserve Limited	17ER28	No	New Build Generating CMU	0	N/A

Final Auction Results

Applicant Company	CMU ID	Capacity AG	CMU Classification	Capacity (MW)	Duration (Years)
UK Energy Reserve Limited	17ER30	No	New Build Generating CMU	0	N/A
UK Energy Reserve Limited	17ER31	No	New Build Generating CMU	0	N/A
UK Energy Reserve Limited	17ER80	No	New Build Generating CMU	0	N/A
UK Energy Reserve Limited	17ER82	No	New Build Generating CMU	0	N/A
UK Energy Reserve Limited	17ER83	No	New Build Generating CMU	0	N/A
UK Energy Reserve Limited	17ER89	No	New Build Generating CMU	0	N/A
UK Energy Reserve Limited	17ER76	No	New Build Generating CMU	0	N/A
EDF Energy (Thermal Generation) Limited	WB4C17	Yes	New Build Generating CMU	10.457	1
Walker & Son (Hauliers) Limited	BALB03	No	New Build Generating CMU	0	N/A
Walker & Son (Hauliers) Limited	SNAP02	Yes	New Build Generating CMU	6.637	1
Walker & Son (Hauliers) Limited	CARR17	Yes	New Build Generating CMU	18.962	1
Sandwell Power Ltd	SAND17	No	New Build Generating CMU	0	N/A
AMP Energy Services Limited	VILLA1	Yes	New Build Generating CMU	2.844	1
RYDBERG DEVELOPMENT COMPANY LIMITED	ATTF03	No	New Build Generating CMU	0	N/A
RYDBERG DEVELOPMENT COMPANY LIMITED	KEND03	No	New Build Generating CMU	0	N/A
RYDBERG DEVELOPMENT COMPANY LIMITED	MERL03	No	New Build Generating CMU	0	N/A
RYDBERG DEVELOPMENT COMPANY LIMITED	BOLC04	No	New Build Generating CMU	0	N/A
RYDBERG DEVELOPMENT COMPANY LIMITED	HAVE04	Yes	New Build Generating CMU	5.689	1
RYDBERG DEVELOPMENT COMPANY LIMITED	ATTF04	No	New Build Generating CMU	0	N/A
RYDBERG DEVELOPMENT COMPANY LIMITED	ATTF05	No	New Build Generating CMU	0	N/A
RYDBERG DEVELOPMENT COMPANY LIMITED	KEND04	No	New Build Generating CMU	0	N/A
RYDBERG DEVELOPMENT COMPANY LIMITED	KEND05	No	New Build Generating CMU	0	N/A
RYDBERG DEVELOPMENT COMPANY LIMITED	KEND06	No	New Build Generating CMU	0	N/A
RYDBERG DEVELOPMENT COMPANY LIMITED	LOUT01	No	New Build Generating CMU	0	N/A
RYDBERG DEVELOPMENT COMPANY LIMITED	LOUT02	No	New Build Generating CMU	0	N/A
RYDBERG DEVELOPMENT COMPANY LIMITED	LOUT03	No	New Build Generating CMU	0	N/A
Endeco Technologies Limited	END001	Yes	Unproven DSR CMU	34.536	1
Endeco Technologies Limited	END004	Yes	Unproven DSR CMU	2.84	1
Endeco Technologies Limited	END005	Yes	Unproven DSR CMU	3.298	1
Endeco Technologies Limited	END006	Yes	Unproven DSR CMU	5.983	1
Endeco Technologies Limited	END008	Yes	Unproven DSR CMU	4.317	1
Endeco Technologies Limited	END009	Yes	Unproven DSR CMU	3.687	1
Endeco Technologies Limited	END010	Yes	Unproven DSR CMU	3.385	1
Endeco Technologies Limited	END013	Yes	Unproven DSR CMU	4.317	1
Endeco Technologies Limited	END015	No	Unproven DSR CMU	0	N/A
Endeco Technologies Limited	END016	No	Unproven DSR CMU	0	N/A
Endeco Technologies Limited	END017	No	Unproven DSR CMU	0	N/A
Endeco Technologies Limited	END018	No	Unproven DSR CMU	0	N/A
Endeco Technologies Limited	END014	No	Unproven DSR CMU	0	N/A
Kingsmoor Power Limited	KING04	No	New Build Generating CMU	0	N/A
Kingsmoor Power Limited	King03	Yes	New Build Generating CMU	6.703	1

Final Auction Results

Applicant Company	CMU ID	Capacity AG	CMU Classification	Capacity (MW)	Duration (Years)
LAKESIDE ENERGY FROM WASTE LIMITED	LAKE17	Yes	Existing Generating CMU	32.984	1
Cleator Battery Storage Limited	CLEAT2	Yes	New Build Generating CMU	2.134	1
Glassenbury Battery Storage Limited	GLASS3	Yes	New Build Generating CMU	8.536	1
Glassenbury Battery Storage Limited	GLASS4	No	New Build Generating CMU	0	N/A
Energi Generation 1 Limited	Biod18	No	New Build Generating CMU	0	N/A
GCP Generation Ltd	GHGAS1	No	New Build Generating CMU	0	N/A
Greenspan Contractors Limited	ABCN01	Yes	New Build Generating CMU	3.792	1
NPOWER LIMITED	EHQ001	No	Unproven DSR CMU	0	N/A
TYNEMOUTH ENERGY STORAGE LIMITED	ENEL01	Yes	New Build Generating CMU	5.335	1
Aggreko UK Limited	AgEp02	Yes	New Build Generating CMU	12.515	1
Aggreko UK Limited	AgEp01	Yes	Existing Generating CMU	6.087	1
HC ESS2 Limited	ALPHA2	No	New Build Generating CMU	0	N/A
UK Dynamic Reserve Limited	UKDR01	No	New Build Generating CMU	0	N/A
UK Dynamic Reserve Limited	UKDR02	No	New Build Generating CMU	0	N/A
UK Dynamic Reserve Limited	UKDR03	No	New Build Generating CMU	0	N/A
UK Dynamic Reserve Limited	UKDR04	No	New Build Generating CMU	0	N/A
UK Dynamic Reserve Limited	UKDR05	No	New Build Generating CMU	0	N/A
UK Dynamic Reserve Limited	UKDR06	No	New Build Generating CMU	0	N/A
UK Dynamic Reserve Limited	UKDR07	No	New Build Generating CMU	0	N/A
UK Dynamic Reserve Limited	UKDR08	No	New Build Generating CMU	0	N/A
UK Dynamic Reserve Limited	UKDR09	No	New Build Generating CMU	0	N/A
UK Dynamic Reserve Limited	UKDR13	No	New Build Generating CMU	0	N/A
UK Dynamic Reserve Limited	UKDR14	No	New Build Generating CMU	0	N/A
UK Flexible Reserve Limited	UKFR01	No	New Build Generating CMU	0	N/A
UK Flexible Reserve Limited	UKFR02	No	New Build Generating CMU	0	N/A
UK Flexible Reserve Limited	UKFR03	No	New Build Generating CMU	0	N/A
UK Flexible Reserve Limited	UKFR04	No	New Build Generating CMU	0	N/A
UK Flexible Reserve Limited	UKFR05	No	New Build Generating CMU	0	N/A
UK Flexible Reserve Limited	UKFR06	No	New Build Generating CMU	0	N/A
UK Flexible Reserve Limited	UKFR07	No	New Build Generating CMU	0	N/A
UK Flexible Reserve Limited	UKFR08	No	New Build Generating CMU	0	N/A
UK Flexible Reserve Limited	UKFR13	No	New Build Generating CMU	0	N/A
UK Flexible Reserve Limited	UKFR14	No	New Build Generating CMU	0	N/A
UK Flexible Reserve Limited	UKFR15	No	New Build Generating CMU	0	N/A
UK Flexible Reserve Limited	UKFR18	No	New Build Generating CMU	0	N/A
UK Flexible Reserve Limited	UKFR19	No	New Build Generating CMU	0	N/A
ENERGY STORE 2 LTD	GSSTAG	No	New Build Generating CMU	0	N/A
ENERGY STORE 1 LTD	GSSLAM	No	New Build Generating CMU	0	N/A
Suncredit Solutions Limited	ST-113	No	New Build Generating CMU	0	N/A
Greenspan Nifty Fifty Limited	WPKB01	No	New Build Generating CMU	0	N/A
Greenspan Nifty Fifty Limited	WPKA01	No	New Build Generating CMU	0	N/A

Final Auction Results

Applicant Company	CMU ID	Capacity AG	CMU Classification	Capacity (MW)	Duration (Years)
Dep Duxford Ltd	DUXF18	Yes	New Build Generating CMU	3.792	1
WG Energy Storage Limited	STAT18	No	New Build Generating CMU	0	N/A
POWER UP GENERATION LIMITED	PUG001	No	New Build Generating CMU	0	N/A
Hall Farm Energy Limited	HALL18	Yes	New Build Generating CMU	4.741	1
Teesside Gas & Liquids Processing	TGPP01	No	New Build Generating CMU	0	N/A
Teesside Gas & Liquids Processing	TGPP02	No	New Build Generating CMU	0	N/A
FS Port of Tyne Limited	PTES35	Yes	New Build Generating CMU	7.469	1
UK Energy Storage Services Limited	BRES20	Yes	New Build Generating CMU	4.268	1
Wincham Lane Power Limited	WINC04	No	New Build Generating CMU	0	N/A
West Midlands Grid Storage Two Ltd	WOLVS1	No	New Build Generating CMU	0	N/A
Teesside Hire Limited	TEES17	Yes	Existing Generating CMU	6.066	1
Energy Pool UK limited	EPO013	Yes	Existing Generating CMU	3.019	1
Energy Pool UK limited	EPO014	Yes	Existing Generating CMU	12.6	1
Energy Pool UK limited	EPO016	Yes	Proven DSR CMU	6.003	1
Energy Pool UK limited	EPO015	No	Existing Generating CMU	0	N/A
Energy Pool UK limited	EPO017	Yes	Proven DSR CMU	15.142	1
Energy Pool UK limited	EPO020	Yes	Unproven DSR CMU	2	1
Energy Pool UK limited	EPO021	No	Unproven DSR CMU	0	N/A
Speciality Steel UK Limited	SS2017	Yes	Proven DSR CMU	18	1
COGENERATION SOLUTIONS LIMITED	Cavrd3	No	New Build Generating CMU	0	N/A
KiWi Power Ltd	KIWI70	No	Unproven DSR CMU	0	N/A
KiWi Power Ltd	KIWI71	No	Unproven DSR CMU	0	N/A
KiWi Power Ltd	KIWI73	No	Unproven DSR CMU	0	N/A
KiWi Power Ltd	KIWI74	Yes	Unproven DSR CMU	29.813	1
KiWi Power Ltd	KIWI75	No	Unproven DSR CMU	0	N/A
KiWi Power Ltd	KIWI76	No	Unproven DSR CMU	0	N/A
KiWi Power Ltd	KIWI78	No	Unproven DSR CMU	0	N/A
KiWi Power Ltd	KIWI83	No	Unproven DSR CMU	0	N/A
KiWi Power Ltd	KIWI84	No	Unproven DSR CMU	0	N/A
KiWi Power Ltd	KIWI87	No	Unproven DSR CMU	0	N/A
KiWi Power Ltd	KIWI88	No	Unproven DSR CMU	0	N/A
KiWi Power Ltd	KPEG10	No	Existing Generating CMU	0	N/A
KiWi Power Ltd	KPEG11	Yes	Existing Generating CMU	1.808	1
KiWi Power Ltd	KPEG15	Yes	Existing Generating CMU	7.403	1
KiWi Power Ltd	KPEG16	No	Existing Generating CMU	0	N/A
KiWi Power Ltd	KPEG18	Yes	Existing Generating CMU	1.8	1
KiWi Power Ltd	KPEG17	Yes	Existing Generating CMU	4.307	1
KiWi Power Ltd	KPEG20	No	Existing Generating CMU	0	N/A
KiWi Power Ltd	KPEG21	No	Existing Generating CMU	0	N/A
KiWi Power Ltd	KPEG22	Yes	Existing Generating CMU	5.138	1
KiWi Power Ltd	KPEG24	Yes	Existing Generating CMU	1.802	1

Final Auction Results

Applicant Company	CMU ID	Capacity AG	CMU Classification	Capacity (MW)	Duration (Years)
KiWi Power Ltd	KPEG25	No	Existing Generating CMU	0	N/A
Ecotricity (Next Generation) Limited	WBBSCM	No	New Build Generating CMU	0	N/A
Morpheat Limited	Vent01	No	New Build Generating CMU	0	N/A
GBSL DORKING LIMITED	GB2D17	Yes	New Build Generating CMU	2.425	1
Cargill PLC	CarGe2	Yes	Existing Generating CMU	25.046	1
Equivalence Energy Limited	IPSW-2	Yes	New Build Generating CMU	18.962	1
Balance Power Limited	IPSW18	Yes	New Build Generating CMU	18.962	1
Attune Energy Limited	ERNE18	Yes	Existing Generating CMU	19.172	1
Imerys Minerals	IMERS1	No	Existing Generating CMU	0	N/A
Imerys Minerals	IMERS2	No	Existing Generating CMU	0	N/A
Imerys Minerals	IMERS3	Yes	Existing Generating CMU	6.55	1
Imerys Minerals	IMERS4	Yes	Existing Generating CMU	7.635	1
Imerys Minerals	IMERS5	Yes	Existing Generating CMU	6.115	1
Imerys Minerals	IMERS6	Yes	Existing Generating CMU	6.951	1
PUTNEY POWER LIMITED	Copse3	No	New Build Generating CMU	0	N/A
Distributed Generators Limited	elms02	No	New Build Generating CMU	0	N/A
APEX ENERGY LTD	PYE002	Yes	New Build Generating CMU	7.746	1
South Tyne and Wear Energy Recovery Limited	SUEZ04	Yes	Existing Generating CMU	20.906	1
Northumberland Energy Recovery Limited	SUEZ03	Yes	Existing Generating CMU	9.512	1
Waterswallows Energy Limited	water2	Yes	Existing Generating CMU	13.199	1
Industrial Energy Services Limited	CES003	Yes	Existing Generating CMU	5.38	1
Carrington Power Limited	CARRI1	Yes	Existing Generating CMU	405.75	1
Carrington Power Limited	CARRI2	Yes	Existing Generating CMU	404.451	1
British Sugar plc	BSWI18	Yes	Existing Generating CMU	41.4	1
ORIGAMI ENERGY LIMITED	OEL002	No	Unproven DSR CMU	0	N/A
VITAL ENERGI SOLUTIONS LIMITED	VIT101	Yes	Existing Generating CMU	3.524	1
VITAL ENERGI SOLUTIONS LIMITED	VIT105	Yes	Existing Generating CMU	3.461	1
BOC Ltd	TLGUK3	No	Unproven DSR CMU	0	N/A
Reserve Power Trading Limited	RPTGC2	Yes	New Build Generating CMU	5.569	1
Mercia Power Response (Pontefract Road) Limited	MPRPR4	No	New Build Generating CMU	0	N/A
First Renewable Alpha Limited	BYGEN3	Yes	Existing Generating CMU	3.887	1
GREEN PEAK GENERATION LIMITED	Lilly4	No	New Build Generating CMU	0	N/A
Buxton Power Limited	BUXT04	Yes	Existing Generating CMU	15.106	1
Power Balancing Services (Sandy Lane) Limited	PBSSL2	Yes	New Build Generating CMU	6.478	1
Power Balancing Services Limited	PBSHW2	No	New Build Generating CMU	0	N/A
E.ON UK CHP Limited	POL001	Yes	Existing Generating CMU	29.344	1
E.ON UK Plc	DS1801	Yes	Unproven DSR CMU	25	1
E.ON UK Plc	DS1809	No	Unproven DSR CMU	0	N/A
E.ON UK Plc	DS1818	No	Proven DSR CMU	0	N/A
E.ON UK Plc	DS1807	No	Unproven DSR CMU	0	N/A
E.ON UK Plc	DS1815	No	Unproven DSR CMU	0	N/A

Final Auction Results

Applicant Company	CMU ID	Capacity AG	CMU Classification	Capacity (MW)	Duration (Years)
E.ON UK Plc	DS1817	Yes	Unproven DSR CMU	2.63	1
E.ON UK Plc	DS1808	No	Unproven DSR CMU	0	N/A
Citigen (London) Limited	DS1822	Yes	Existing Generating CMU	7.297	1
E.ON UK Plc	DS1821	No	Existing Generating CMU	0	N/A
E.ON UK Plc	DS1805	No	Proven DSR CMU	0	N/A
E.ON Connecting Energies Limited	DS1826	Yes	Existing Generating CMU	4.11	1
E.ON UK Plc	DS1823	Yes	Existing Generating CMU	2.982	1
E.ON UK CHP Limited	BBM-17	Yes	New Build Generating CMU	2.134	1
E.ON Connecting Energies Limited	DS1825	Yes	Existing Generating CMU	3.607	1
SSE Generation Limited	PH1118	Yes	Existing Generating CMU	1044.772	1
Keadby Generation Limited	FD1118	No	Existing Generating CMU	0	N/A
Corby Power Limited	CORBY_	Yes	Existing Generating CMU	360.358	1
CREYKE BECK STORAGE LIMITED	SEL026	No	New Build Generating CMU	0	N/A
PELHAM STORAGE LIMITED	SEL027	Yes	New Build Generating CMU	10.668	1
Mercia Power Response (Private Road No.5) Limited	FRPPR3	Yes	New Build Generating CMU	14.094	1
Mercia Power Response (Private Road No.5) Limited	FRPPR1	Yes	New Build Generating CMU	4.812	1
Mercia Power Response (Whittington Road) Limited	FRPWR1	No	New Build Generating CMU	0	N/A
Mercia Power Response (Asher Lane 2) Limited	FRPAL2	Yes	New Build Generating CMU	12.995	1
Mercia Power Response (Chesterfield Road) Limited	FRPCR1	Yes	New Build Generating CMU	7.426	1
Mercia Power Response (Common Lane) Limited	FRPCL1	Yes	New Build Generating CMU	7.426	1
Mercia Power Response (Albion Close) Limited	FRPAC1	Yes	New Build Generating CMU	3.713	1
Mercia Power Response (The Wood Yard) Limited	FRPWY1	Yes	New Build Generating CMU	6.668	1
Mercia Power Response (Nottingham Road) Limited	FRPNR1	Yes	New Build Generating CMU	6.478	1
Powertree (Sidings Road) Limited	PWTSR2	Yes	New Build Generating CMU	2.623	1
Powertree (Foxwood Road) Limited	PWTFR2	Yes	New Build Generating CMU	4.622	1
East London Energy Limited	CES006	Yes	Existing Generating CMU	2.666	1
East London Energy Limited	CES007	Yes	Existing Generating CMU	5.254	1
Leicester District Energy Company Limited	CES108	Yes	Existing Generating CMU	4.123	1
Southampton Geothermal Heating Company Limited	CES109	Yes	Existing Generating CMU	6.061	1
Birmingham District Energy Company Limited	CES110	Yes	Existing Generating CMU	2.58	1
Birmingham District Energy Company Limited	CES210	Yes	Existing Generating CMU	1.881	1
BESS Aylesford Limited	NBAYL1	Yes	New Build Generating CMU	11.719	1
BESS Claredown Limited	NBCLD1	Yes	New Build Generating CMU	8.082	1
Edge Power (Greys Hall) Limited	EDP014	Yes	New Build Generating CMU	12.942	1
FS NEVENDON LIMITED	NEV460	Yes	New Build Generating CMU	2.134	1
Veolia UK Limited	VES001	Yes	Unproven DSR CMU	3	1
TWIN OAKS SOLAR FARM LIMITED	TWI222	Yes	New Build Generating CMU	4.71	1
CREYKE BECK POWER LIMITED	SEL025	Yes	New Build Generating CMU	47.396	1
Limejump Ltd.	NBGAY2	Yes	New Build Generating CMU	3.031	1
Limejump Ltd.	NBFSC1	Yes	New Build Generating CMU	1.212	1
Limejump Virtual 3 Limited	NBLEV1	Yes	New Build Generating CMU	3.96	1
KiWi Power Ltd	KPB002	Yes	New Build Generating CMU	1.616	1
KiWi Power Ltd	KPB001	Yes	New Build Generating CMU	0.808	1
Vattenfall Wind Power Ltd	UPB-01	Yes	New Build Generating CMU	4.695	1