

Our
2020/21

Annual Report

Health and high quality care for all,
now and for future generations

NHS Commissioning Board

Annual Report and Accounts 2020/21

For the period 1 April 2020 to 31 March 2021

NHS England is legally constituted as the National Health Service Commissioning Board.

Presented to Parliament pursuant to the National Health Service Act 2006 (as amended by the Health and Social Care Act 2012).

Ordered by the House of Commons to be printed 31 January 2022.

HC 1027



© Crown copyright 2022

This publication is licensed under the terms of the Open Government Licence v3.0 except where otherwise stated. To view this licence, visit nationalarchives.gov.uk/doc/open-government-licence/version/3

Where we have identified any third-party copyright information you will need to obtain permission from the copyright holders concerned.

This publication is available at www.gov.uk/official-documents

Any enquiries regarding this publication should be sent to us at: NHS England, Quarry House, Quarry Hill, Leeds, LS2 7UE.

ISBN NHS-CB: 978-1-5286-3124-2

NHS-CB: E02708819 01/22

Printed on paper containing 75% recycled fibre content minimum.

Printed in the UK by HH Associates Ltd. on behalf of the Controller of Her Majesty's Stationery Office.

Contents

A view from Lord David Prior, Chair	7
About NHS England	9
Performance Report	11
Chief Executive's overview.....	12
Performance of clinical commissioning groups.....	15
Performance overview.....	16
How NHS England and NHS Improvement supported the wider NHS.....	41
Chief Financial Officer's Report.....	47
Accountability Report	53
Corporate Governance Report.....	55
Board committees.....	64
Statement of the Accounting Officer's responsibilities.....	75
Governance statement.....	76
Staff and Remuneration Report.....	102
Annual accounts	143
Notes to the financial statements.....	149
Appendices	193
Appendix 1: How we delivered against the government's mandate to the NHS.....	194
Appendix 2: Public and patient contact and complaints.....	199
Appendix 3: Meeting our Public Sector Equality Duty.....	202
Appendix 4: Reducing health inequalities.....	206
Appendix 5: Working in partnership with people and communities.....	216
Appendix 6: Sustainability	221
Appendix 7: Acronyms.....	226

A view from Lord David Prior, Chair

Extraordinary. That is the only word that can adequately describe the efforts of the NHS and its staff through the most challenging year in our history.

The COVID-19 pandemic is the greatest public health emergency in a century, challenging us in ways that we have never been challenged before. Faced with this emergency NHS staff responded, as they have so many times before, with compassion, resilience, and sheer grit. Our staff clearly deserve unlimited and unqualified credit for how they have stepped up when the country needed them.

But the COVID-19 pandemic must not hide a much larger, if slower, pandemic that is destroying the lives of so many people: chronic long term illness. This includes cardiovascular disease, mental health, cancer, diabetes, respiratory disease, dementia and obesity. Much of this illness is preventable and if not, it can be diagnosed and treated early with much better results (and at lower cost). We have got to keep people living well for longer. This is particularly so for people from socially deprived backgrounds. It is a sad fact but nevertheless true, that Health Inequalities are rising. This is surely an unacceptable position for any liberal democracy and any health system that has equality as one of its core values.

The NHS, like all other healthcare systems, would in aggregate best be described as a 'sickcare' system, spending far more of its time and resource dealing with the consequences – too often the very late-stage consequences - of poor health, than on creating good health. This is through no fault of its own, and such a description would do an injustice to the many very good examples of population health management and preventative medicine led in many cases by primary and community care teams. But the "factory model of care and repair" described in the NHS Five Year Forward View observably remains the health service's predominant activity.

This must change and our response, as a country, to the COVID-19 pandemic has shown us a way. The combination of data, AI, a greater understanding of human biology and digital technology as well as traditional diagnostics, medicine and surgery opens up a radically different and new approach to healthcare. If we get this right, we can have personalised, predictive precision medicine at a population scale. This will take the pressure off our hard worked NHS staff and reduce waiting times whilst delivering better outcomes and lower treatment costs.

There is one other big issue I should mention: climate change. It is impossible to ignore the impacts of carbon emissions and air quality on our health. The climate crisis is a health emergency, and the facts are stark, sobering, and serious. Air pollution is linked to fatal conditions like heart disease, stroke, and lung cancer, contributing to around 36,000 deaths annually.

I am proud to say that one year on from becoming the world's first health service to commit to reaching net zero emissions, the NHS is on track to deliver against its targets, reducing emissions equivalent to powering 1.1 million homes with electricity for a year.

By 2040, the NHS will eliminate or offset all emissions under our direct control, and by 2045 that will extend to our supply chain. By working in partnership, the NHS has secured the all-important commitment from our suppliers, whose activities account for 60% of the NHS carbon footprint, to play their part. Together, we must all continue to hold ourselves to this commitment.

Finally, it has been my privilege to oversee the appointment of Amanda Pritchard as our new Chief Executive in August 2021, the first woman to have such a senior position in the NHS. She is an exceptional person, hugely experienced in healthcare and with a sincere belief in the values of the NHS; she has shown real courage, leadership, and grit in her first few months. She is building a first class senior executive team, which is already making a huge difference.

The NHS is an extraordinary organisation founded on inspirational, decent, fair and humane values which were as true in 1948 as they are today. The next few years will not be easy, but I know the NHS and its staff will rise to any challenges.



Lord David Prior
Chair, NHS England

About NHS England

NHS England was established by Parliament in 2012 as an independent statutory body. It leads the NHS, sets its strategic direction through the NHS Long Term Plan, and funds key priorities for improvement.

In 2020/21 Parliament and government entrusted NHS England with £150 billion to commission healthcare services for the people of England, directly or via clinical commissioning groups (CCGs). NHS England allocated £102 billion of this funding to the 135 clinically-led CCGs to commission services for their local populations.

NHS England also directly commissions services including specialised care. Further detail is presented from page 87.

NHS England shares with the Secretary of State for Health and Social Care the legal duty to promote a comprehensive health service in England, in accordance with the National Health Service Act 2006 (as amended by the Health and Social Care Act 2012).

We have a mandate from government, which in 2020/21 brought together the annual mandate to NHS England and the annual remit for NHS Improvement. This prioritised the NHS response to COVID-19 and continuing progress in delivering the NHS Long Term Plan.

As a custodian of the NHS Constitution, which establishes the values, principles and rights underpinning the NHS, we are committed to putting patients at the heart of everything we do, promoting transparency and equity while ensuring the most efficient use of public taxpayer resources.

How we operate

Since 1 April 2019 NHS England and NHS Improvement have worked together as a single organisation, as is permitted under the legislation governing our activities.

NHS England is governed by its Board which provides strategic leadership and accountability to government, Parliament and the public. The Board is supported by committees which undertake detailed scrutiny in their respective areas of responsibility and provide it with regular reporting and formal assurance. NHS England has aligned and streamlined its board committee structures to work more closely with NHS Improvement. Further details can be found in the Directors' Report from page 55.

We have a single leadership model under the overall leadership of the Chief Executive Officer (CEO) of NHS England, and a single Chief Operating Officer (COO) who also serves as the CEO of NHS Improvement. National directors, either reporting to the NHS England CEO or COO, operate across both organisations.

Our national teams provide expertise, support and intervention, working closely with CCGs, GP practices, local authorities, health and wellbeing boards and the voluntary sector.

Our integrated regional teams, led by regional directors with a single reporting line to the COO, are responsible for the performance of all NHS organisations in their region in relation to quality, finance and operational performance.

These regional teams collaborate with sustainability and transformation partnerships (STPs) and integrated care systems (ICSs), with staff roles aligned to STP and ICS geographical footprints to support closer working.

We support and rely on local healthcare professionals and systems making decisions about services in partnership with patients and local communities. Across England, from 1 April 2021, 106 CCGs work alongside care providers as part of the 42 ICSs established in all parts of the country by year end, marking a major milestone in the NHS Long Term Plan to provide better joined-up health and care.

NHS England works closely with other partners at national and regional level, such as Health Education England (HEE), UK Health Security Agency (UKHSA), Public Health England (PHE), the National Institute of Health and Care Excellence (NICE) and NHS Digital, to ensure services are safe, effective and clinically and financially sustainable.

Our work is also supported by third-party organisations including NHS Business Services Authority (NHS BSA), NHS Shared Business Services (NHS SBS), NHS Property Services Ltd (NHS PS) and Primary Care Support England (PCSE) provided by Capita. Additionally, NHS England hosts NHS Interim Management and Support (NHS IMAS) and sponsors the Sustainability Unit on behalf of the NHS.

NHS England also oversees commissioning support units (CSUs). The CSU staff group are employed by NHS BSA but are formally part of NHS England. CSU activities are included in our report and accounts except where otherwise indicated. Detail on how we assure the activity of our organisation is presented in this annual report from page 79.

Our recommendations for new primary legislation to support implementation of the NHS Long Term Plan, including provision for ICSs and legally merging NHS England and NHS Improvement, were included in the government's draft Health and Care Bill.¹

For more information about how we operate please visit our website.

¹ <https://www.gov.uk/government/publications/health-and-care-bill-factsheets/health-and-care-bill-information>

Performance Report

Amanda Pritchard
Accounting Officer

28 January 2022

Chief Executive's overview - Amanda Pritchard

This annual report – my first as Chief Executive of NHS England - covers a period like no other in the health service's history.

A once in a lifetime pandemic changed everyday life for all of us, almost overnight and in some ways, permanently, particularly for all those who have sadly lost loved ones to COVID-19.

The pandemic also changed the way that NHS staff have had to work to deliver services. However, while staff may have had to adapt, COVID-19 has reinforced, rather than changed, the fundamental principles and truths of our NHS; a service for everyone based on their need, sustained by people, problem-solving and partnerships.

First and central amongst those truths is that our colleagues are by far our greatest asset, and one that we must never take for granted.

All 350 professions across the health service have played an important role during the pandemic. And it is their dedication, innovation and 'can do' spirit that meant the NHS could so swiftly respond to the new demands and pressures COVID-19 brought.

They worked to ensure critical care capacity increased drastically to the highest in NHS history, they retrained and deployed to new roles, they rapidly embraced technology to deliver care, and they supported the research that delivered the world's first effective COVID-19 treatment along with improvements in care which have saved countless lives here and around the world.

When vaccines arrived they adjusted again, making history as the NHS became the first health system in the world to deliver both the Pfizer/BioNTech and Oxford/AstraZeneca vaccines outside of clinical trials, and rapidly roll them out to those most vulnerable. Over 26 million doses were delivered by the end of the financial year, despite January and February seeing a second wave of COVID-19 infections which meant 100,000 people needed hospital treatment in January alone.

In all, more than 400,000 of those seriously ill with COVID-19 were treated over the financial year.

As the joint 'lesson learned' report on the pandemic from the Health and Social Care and Science and Technology select committee found: "The NHS responded quickly and strongly to the demands of the pandemic."

But despite the need to manage this new demand, the NHS was never a COVID-19 only service, or even a COVID-19 majority service. At every point during the pandemic there were always at least twice as many inpatients in hospitals for other reasons, and non-COVID-19 outpatient appointments, primary care consultations and community services far outstripped those related to the pandemic.

GPs and their teams delivered 275 million routine appointments, the majority of which were within a day of booking. Urgent and emergency care services, while seeing fewer people coming forward

in April and May in particular, still dealt with 8.7 million ambulance incidents, 17.5 million A&E attendances and over five million emergency admissions.

Elective services, while inevitably impacted by the immediate response and the pressure on critical care beds, still provided over 11 million courses of treatment. Over 18 million diagnostic tests were performed across imaging, endoscopy and physiological measurements (in addition to nearly 16 million PCR tests in hospitals for COVID-19).

Over two million people were urgently referred for suspected cancer, over one million patients accessed Improving Access to Psychological Therapies (IAPT) services, more than 420,000 were treated through NHS-commissioned mental health community services, and over 10,000 started treatment for an eating disorder.

All of this required herculean effort and considerable flexibility and innovation from our staff, but it also required ever greater depths of partnership working. COVID-19 has reminded us of another truth: the NHS is at its best, and achieves more for patients, when teams and services work together – whether across different NHS organisations and providers, or with our local partners like councils, social care and the voluntary sector.

Those partnerships underpinned the initial operational response, our ongoing efforts to help the public stay safe, and the rollout of the vaccine programme too - in particular through the engagement and work with local communities, which has seen so many people come forward and get protected.

It is exactly this partnership-working, within and beyond the NHS family, which will be crucial not just to our ongoing response to COVID-19, but to continuing to deliver on our Long Term Plan priorities in the years to come.

In particular, they will be vital in achieving the step change we want to see in preventing ill health and tackling health inequalities.

The pandemic has reinforced the fact that, if we want to improve outcomes, we need to take different approaches to different communities and groups within them.

There's a real opportunity again to work in new and different ways, with all our partners locally, just as we have through the COVID-19 vaccination programme, to really reach into communities, earn trust, and co-design campaigns and services with the people we want to benefit from them.

Integrated Care Systems are not the whole extent of this partnership, but they play a central part in our resilience in the face of further COVID-19 waves, and our recovery over the coming years, and it is extremely welcome that the legislation which will provide their statutory underpinning is making good progress through Parliament at the time of writing.

And while the longstanding efficiency and productivity of the NHS has meant that the health service has required significant levels of additional funding during the pandemic in order to safely care for all those who needed it, we remain committed to delivering the biggest possible patient benefit within the funds allocated by Government and Parliament. This careful stewardship of

public funding meant that both NHS England and NHS Improvement as an organisation, and the wider NHS as a whole, reported a slight underspend on allocated capital and revenue funding during the financial year, as we have done for each of the past eight years.

The certainty we have recently received on both capital and revenue budgets for the years ahead provide a welcome basis on which the NHS nationally and locally can now plan. We should however be under no illusions that the challenges ahead – for financial balance and operational performance – are anything other than unprecedented.

My realism on the scale of those challenges is, however, tempered by optimism, rooted in how colleagues have responded since January 2020.

Those achievements have been possible because of exceptional NHS staff up and down the country, and it is right that we thank and take pride in them for all that we have delivered for patients. By doing so, we can allow ourselves to be ambitious for the future of the NHS as an institution, but most importantly for the continued improvement of care and outcomes for patients.



Amanda Pritchard

CEO of NHS England, and Accounting Officer.

How we measure performance

The NHS Constitution sets out the rights of patients, the public and staff. We measure and monitor performance against a wide range of constitutional performance standards and publish statistics relating to these core constitutional standards on the NHS England website² every month.

We also monitor performance and delivery of the commitments detailed in the NHS Long Term Plan.

Performance of clinical commissioning groups

We have a statutory obligation to assess the performance of CCGs using a range of measures to develop a balanced judgement of their effectiveness.

For 2020/21, we took a simplified approach to the annual assessment of CCGs' performance as a result of the differential and continued impact of COVID-19. This provided scope to take account of the different circumstances and challenges CCGs faced in managing recovery across the phases of the NHS response to COVID-19 and focused on CCGs' contributions to local delivery of the overall system recovery plan. NHS England assessed the performance of each CCG and a narrative assessment, based on performance, leadership and finance, replaced the ratings system previously used for CCGs.

This approach will be adapted further for 2021/22, to align with the requirements of a new, system-focused oversight framework.

At the end of March 2021, just three CCGs remained under formal powers of direction. We expect these powers to be removed during 2021/22.

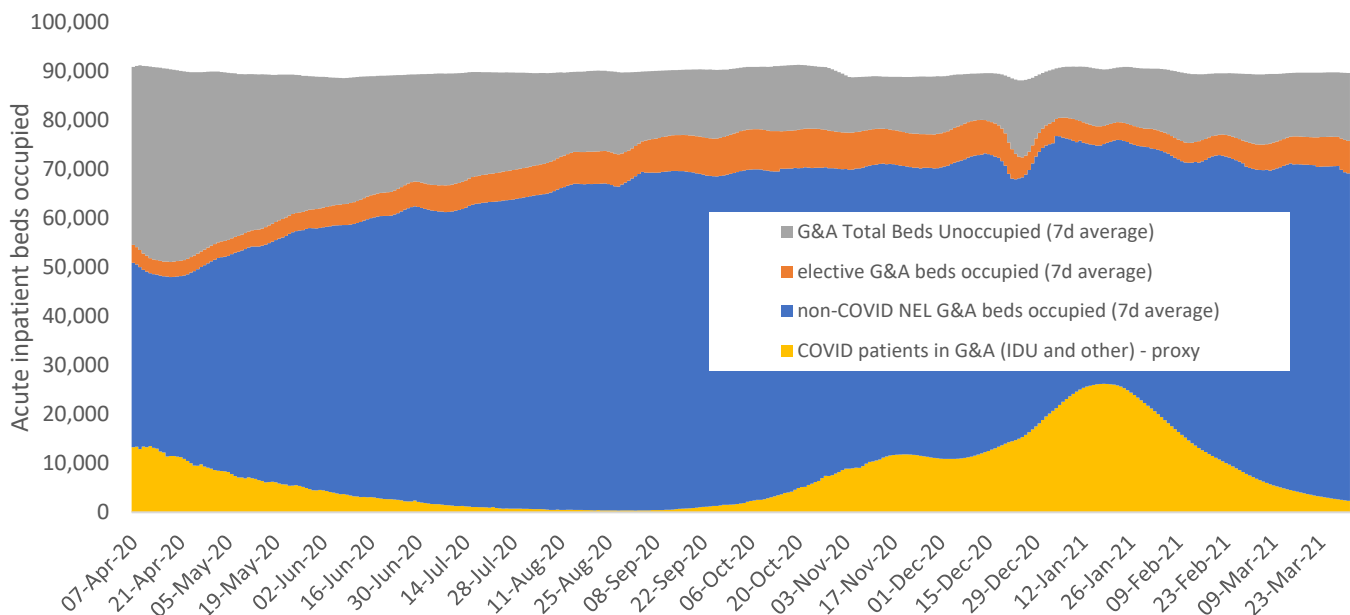
² <https://www.england.nhs.uk/statistics/statistical-work-areas/combined-performance-summary/>

Performance

The COVID-19 pandemic severely affected countries across the world throughout 2020/21 and represents the largest public health emergency in the history of the NHS. More than 400,000 people seriously ill with COVID-19 were treated in NHS hospitals in England, while new innovative treatments were developed and rolled out by the NHS, alongside new technology to support people safely at home where appropriate. The NHS in England was also the first to deliver COVID-19 vaccination outside trials, going on to deliver the biggest vaccination programme in NHS history.

However, the NHS was never a COVID-19 only service. Even at the highest peaks of occupancy for inpatients with COVID-19, there were always at least twice as many inpatients in hospitals for other reasons, as shown in the chart below.

Inpatient activity for those with and without COVID-19 in 2020/21



During 2020/21, the NHS provided over 275 million appointments in general practice, in addition to the 19.8 million COVID-19 vaccinations delivered by primary care networks. Over 11 million referral-to-treatment pathways were completed, including 1.9 million requiring admission to hospital. Over 18 million diagnostic tests were performed across imaging, endoscopy and physiological measurements (in addition to nearly 16 million PCR tests in hospitals for COVID-19).

Over two million people were urgently referred for suspected cancer in 2020/21, with more than 275,000 starting a first treatment for cancer.

Over one million patients accessed Improving Access to Psychological Therapies (IAPT) services in 2020/21, and 31,550 women accessed specialist perinatal mental health services. Over 420,000 children and young people were treated through NHS-commissioned mental health community services, and over 10,000 started treatment for an eating disorder.

The NHS 111 service answered 9.4 million calls, while the ambulance service received eight million 999 calls, attending 8.7 million incidents and transporting five million of those to hospitals. There were 17.5 million attendances at emergency departments, with 5.4 million emergency admissions, and same-day emergency care (SDEC) services supported 6.8 million patients to be treated and returned home on the same day.

Staff across the NHS rose to the challenge presented by the new virus, while maintaining a wide breadth and quality of services for all patients wherever possible. The following overview describes the scale and breadth of changes made and services delivered, both for COVID-19 and in line with the NHS Long Term Plan. The subsequent sections, from page 21, then provide additional detail of the NHS' response to the COVID-19 pandemic, alongside the progress made on multiple key priorities.

NHS England and NHS Improvement work together as a single organisation and have therefore written a joint performance report, rather than one specifically for NHS England. Unless stated otherwise, the values quoted in this report, for example in relation to future funding, are done so at an overall NHS England and NHS Improvement level.

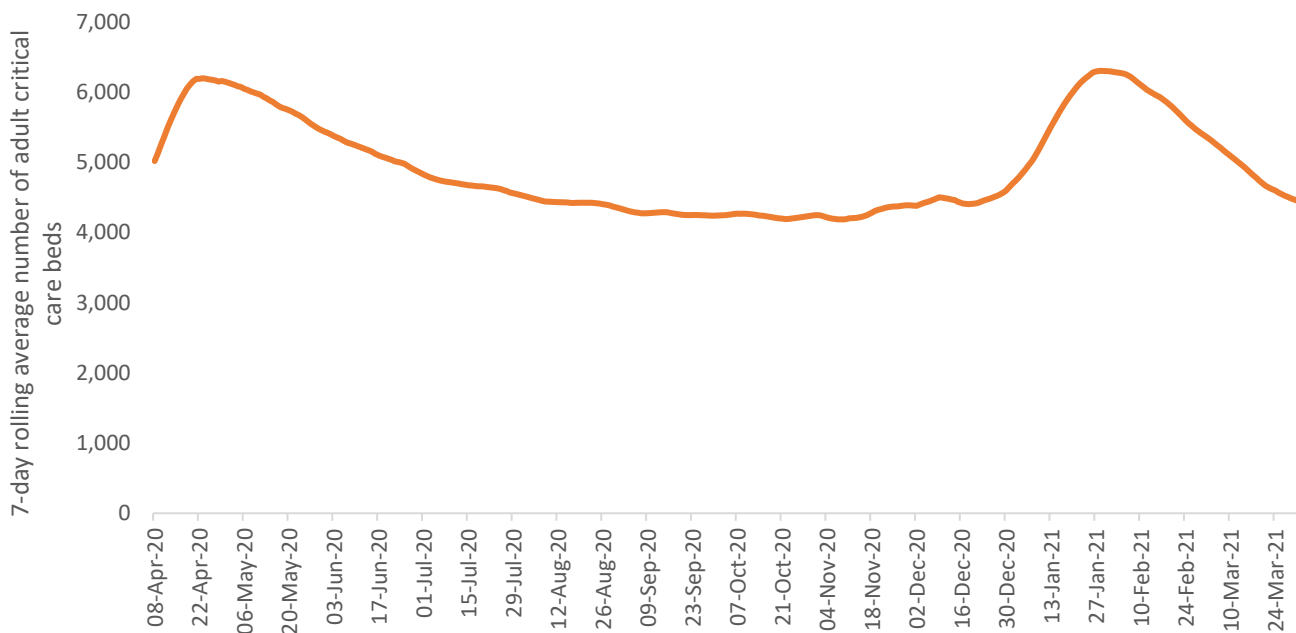
Overview

The year of 2020/21 will always be defined by the COVID-19 pandemic. But the NHS remains committed to the NHS Long Term Plan, published in January 2019, which set out an ambitious 10-year programme of phased improvements to NHS services and outcomes, led by NHS England and NHS Improvement.

The NHS treated over 400,000 people seriously ill with COVID-19 in 2020/21. At the peak in January 2021 over 34,000 NHS hospital inpatient beds were occupied by patients with a COVID-19 diagnosis, with almost 4,000 new COVID-19 positive admissions every day. This required new ways of working, with staff upskilling to take on new roles, working alongside volunteers, people returning to the service and students electing to join frontline services early.

Acute care settings were reconfigured to maintain infection prevention and control standards for patient safety; while hospitals were able to increase their capacity of critical care facilities at pace and made use of mutual aid to maximise this capacity to ensure there was always a bed for anyone who needed one. A video platform was made available to all providers over five weeks at the start of 2020/21, facilitating one of the most significant shifts in outpatient care delivery in a century. Seven Nightingale Hospitals across England were set up at pace to ensure that additional capacity was available in the event that it should be required.

The number of adult critical care beds available in NHS acute hospitals in England surged at pace when demand for inpatient care for patients with COVID-19 was highest (7-day rolling average)



Outside hospitals, COVID-19 ‘Oximetry at home’ and COVID-19 ‘virtual ward’ models were rapidly implemented to support self-management and monitoring at home for silent hypoxia. Post-COVID-19 assessment services were established to assess people with long-term effects of COVID-19, while GP practices completely transformed their operating model, enabling increased use of remote triage and remote consultations where appropriate.

NHS hospitals and primary care teams were also at the forefront of recruitment into and delivery of clinical trials to identify effective COVID-19 treatments, benefiting patients across the NHS and around the world. This helped build the evidence for treatments such as dexamethasone (estimated to have saved approximately 22,000 lives in the UK and close to one million lives globally between July 2020 and March 2021) and tocilizumab.

In December 2020, the NHS began the biggest vaccination deployment in its history, becoming the first health service globally to deliver the Pfizer/BioNTech and Oxford/Astra-Zeneca vaccines outside a trial. As of 31 March 2021, the NHS had administered nearly 26 million first doses in England, across a network of vaccination sites providing safe and easy access for the whole population, outperforming all other large countries in terms of the proportion of the population vaccinated.

At the same time, the 2020/21 NHS Annual Influenza Vaccination Programme was the most successful in its history, achieving over 80% uptake in the population aged 65 and over. This is while expanding the programme in 2020 to include 50 to 64-year olds and school pupils in Year 7.

Cancer service were prioritised throughout the pandemic. The use of ‘COVID-19-friendly’ treatments helped to reduce patient visits to healthcare settings, and COVID-secure cancer surgical hubs maximised the use of available capacity. The introduction of colon capsule endoscopy, where patients swallow a camera, was rapidly accelerated to avoid the more invasive

colonoscopy where appropriate. NHS cancer screening services continued where it was clinically safe for them to do so, with clear advice given to continue NHS screening services for the highest risk groups and to provide as much routine and preventative work as could be delivered safely. To address a drop in the number of people coming forward with potential cancer symptoms, the NHS established a cancer recovery taskforce with participation from across the cancer community to help restore referrals to pre-pandemic levels. Cancer charities also supported a major NHS media campaign to encourage people with possible cancer symptoms to come forward.

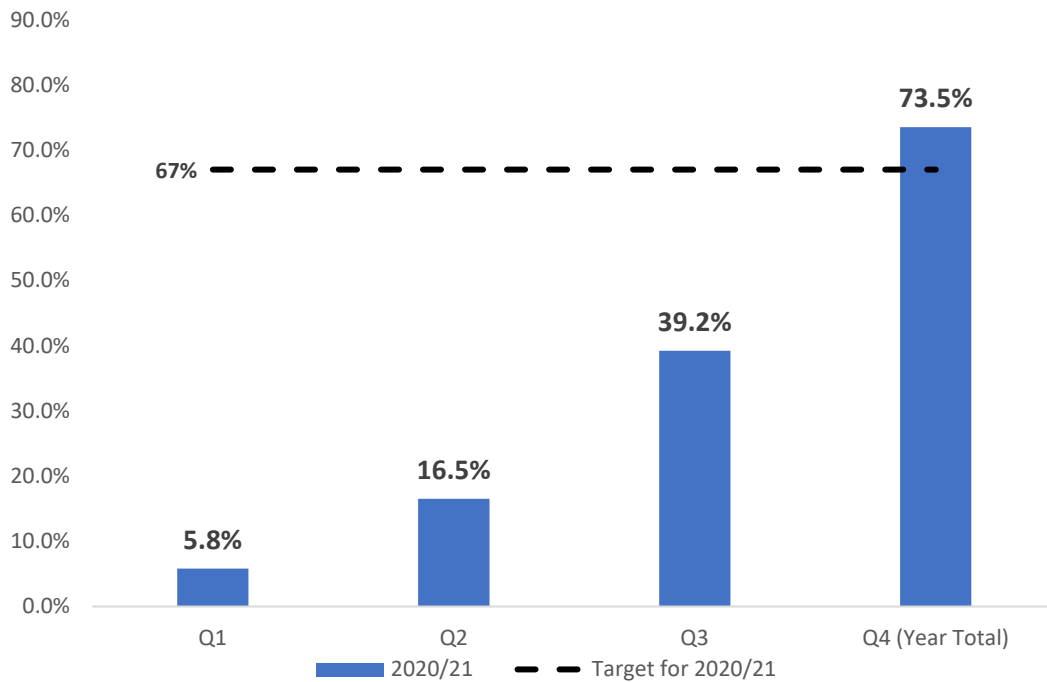
Many areas had to postpone non-urgent/non-cancer elective care due to observed or projected pressure from COVID-19. To accelerate recovery of these services, the Adopt and Adapt programme was established in June 2020 for endoscopy, CT/MRI, theatres, outpatients and cancer. Waiting list prioritisation and validation supported prioritisation of patients on waiting lists according to clinical need. Use by GPs of Advice and Guidance from specialist secondary care almost doubled, helping to avoid unnecessary referrals. The coverage of the First Contact Practitioner model to provide direct access to physiotherapists for patients with back pain, arthritis and other musculoskeletal (MSK) conditions exceeded the NHS Long Term Plan ambition.

Although the first lockdown impacted referral routes and access rates, mental health services remained open and local services worked rapidly to respond to the changing context. The national access rate for children and young people for 2019/20 was already ahead of the 2020/21 ambition (36.8% vs 36% target), and in 2020/21 was even higher at 39.6%. Specialist community perinatal mental health services have now been rolled out in every part of England. Over three-fifths of children and young people referred with eating disorders accessed treatment within four weeks for routine referrals or within one week for urgent referrals.

IAPT waiting time standards continued to be met during 2020/21, and the recovery rate for March 2021 was above the 50% target. The national standard for 60% of people to start treatment for Early Intervention in Psychosis (EIP) within two weeks was exceeded in March 2021, with a performance of over 73% in quarter 4.

The NHS supports fair access to services for people with a learning disability and autistic people. We therefore worked with primary care to ensure a choice of COVID-19 vaccination sites; made reasonable adjustments to mental health helplines; and published resources for healthcare staff. We issued clinical guidance and letters to ensure that DNACPR (do not attempt cardiopulmonary resuscitation) decisions are not made inappropriately. At the end of March 2021 there were fewer adults and fewer children and young people with a learning disability, autism or both in a mental health inpatient setting than in March 2020. Ensuring people with learning disabilities receive regular care will help tackle inequality in outcomes, and the target for those on a GP learning disability register over the age of 14 years to receive an annual health check was exceeded for 2020/21.

The percentage of annual health checks completed against a target of 67% by end of 2020/21, quarterly data for 2020/21



Maternity services continued to provide a full range of antenatal, intrapartum and postnatal care during the pandemic, with some modifications. The NHS Antenatal and Newborn screening programmes (ANNB) have been largely unaffected by the pandemic through the efforts of providers to continue these time-critical services.

Since 2010, the stillbirth rate in England has decreased by 25%, exceeding the 2020 ambition. In 2019, the stillbirth rate in England reached its lowest level on record at 3.8 stillbirths per 1,000 births, a decrease from 5.1 stillbirths per 1,000 births in 2010. The neonatal mortality rate over 24 weeks' gestation shows a 29.4% reduction between 2010 and 2019, which is excellent news. The rate of brain injuries at or soon after birth fell from 5.1 in 2017 to 4.2 per 1,000 births in 2018 and the rates of infants with hypoxic ischaemic encephalopathy fell by 15% between 2014 and 2019.

Following the Ockenden report of the independent review of maternity services at Shrewsbury and Telford Hospital NHS Trust, we have worked with trusts to implement the seven 'immediate and essential actions' identified by the report, underpinned by more than £95 million of extra funding which will be invested to improve maternity safety across England.

Most routine child, young people and adult immunisations continued, and immunisations delivered by primary care continued as usual. NHS Child Health Information Services providers continued with minimal disruption. The Digital Child Health Programme's National Events Management Service (NEMS), which can share ANNB and child immunisation data between clinical settings, is now live, covering over 50% of children aged up to five years.

Overall staff numbers are growing, and retention rates are improving across clinical groups. The overall health and wellbeing scores in the NHS Staff Survey³ improved significantly in 2020, and the latest Workforce Race Equality Standard⁴ data shows some improvement, but we still have a long way to go.

The pandemic means it is not possible to directly compare 2020/21 to previous years, but thanks to the tireless efforts of staff across the NHS working in multiple new ways, key services were maintained for anyone who needed them. More detail is provided in the following sections.

Management and treatment of COVID-19

NHS hospitals and primary care teams have been at the forefront of recruitment into and delivery of clinical trials which have identified effective COVID-19 treatments, benefiting patients across the NHS and around the world. More than a million people have taken part in COVID-19 research in the UK. National Institute for Health Research (NIHR) sponsored trials, such as RECOVERY and REMAP-CAP, have been pivotal in generating key evidence for the mortality and recovery benefits from dexamethasone (now standard in the treatment of hospitalised patients with COVID-19 requiring oxygen) and tocilizumab. Dexamethasone is estimated to have saved approximately 22,000 lives in the UK and close to one million lives globally between July 2020 and March 2021 (extrapolated from modelling in Aguas et al, 2021).

NHS England and NHS Improvement led the UK-wide commissioning and delivery arrangements for the timely rollout of treatments to eligible patients. The Research to Access Pathway for Investigational Drugs for COVID-19 (RAPID C-19) collaboration has ensured UK-wide adoption of these effective COVID-19 therapies in an average of just six days from material research findings becoming available to treating patients.

The NHS rapidly implemented COVID-19 'Oximetry at home' and COVID-19 'virtual ward' models, offering supported self-management and monitoring at home for silent hypoxia (where blood oxygen levels fall without obvious symptoms) and supported discharge of inpatients with COVID-19 respectively. All CCGs had set up a COVID-19 'Oximetry at home' service by the end of December 2020 and over 90% of systems had established COVID-19 virtual wards by March 2021, with over 100,000 patients estimated to have benefited.

Better clinical understanding of the disease also enabled improvements in care for our most severely unwell patients. Treatment changed as clinicians learned more about COVID-19, so that more patients were cared for using non-invasive ventilation in general wards, rather than being sedated on a mechanical ventilator in intensive care.

Post COVID-19 assessment services were established to assess people with long-term effects of COVID-19 and direct them to effective treatment pathways, including a digital self-management platform.

³ <https://www.nhsstaffsurveys.com/>

⁴ <https://www.england.nhs.uk/about/equality/equality-hub/equality-standard/>

COVID-19 vaccination deployment

In December 2020, the NHS began the biggest vaccination deployment in its history, becoming the first health service globally to deliver the Pfizer/BioNTech and Oxford/Astra-Zeneca vaccines outside a trial. As of 31 March 2021, the NHS had administered nearly 26 million first doses in England, outperforming all other large countries in terms of the proportion of the population vaccinated. This extraordinary achievement, managed alongside winter pressures and the demands of treating patients with COVID-19, would not have been possible without the dedication of tens of thousands of NHS staff and volunteers.

A network of vaccination sites was designed to provide the capacity required and ensure safe and easy access for the whole population. It comprises a fully supplied network of 232 hospital hubs, 1,511 local vaccination services and 173 vaccination centres, ensuring that over 99% of the population in England live within 10 miles of an NHS vaccination service. In a small number of very rural areas, the vaccination centre is a mobile unit.

Following Joint Committee on Vaccination and Immunisation (JCVI) recommendations to prioritise the most vulnerable, the vaccination programme reached ambitious milestones – offering vaccinations to approximately 12 million people in England in the four priority groups within 10 weeks of the first vaccination, and all over-50s and high-risk groups by 15 April 2021. The programme started vaccinating cohort 10 (40 to 49 years) in April 2021, with all remaining adults aged 18 to 49 years offered a first dose by 31 July 2021. The NHS started delivering booster vaccinations in the autumn of 2021.

Addressing health inequalities has been a priority. Local engagement and collaboration across the NHS, local authorities and voluntary, community and faith sectors have ensured vaccination services can operate in underserved communities and given rise to new approaches such as opening vaccination sites in places of worship and working with trusted community voices to increase confidence and improve uptake.

Primary and community health services

Primary care providers across general practice, community pharmacy, dentistry and optometry were significantly impacted by COVID-19 during 2020/21. The need to protect patients and staff from the risk of COVID-19 infection created new challenges in delivery. A new operating model for general practice was introduced, enabling increased use of remote triage and remote consultations, where appropriate. Over 600 urgent dental centres were introduced to maintain access to urgent care while routine face-to-face services were paused. Over 4,000 optical practices remained open, providing urgent and essential care while routine services were suspended. In addition, the COVID-19 urgent eye care service (CUES) pathway was developed, involving optical practices acting as urgent eye care hubs to provide triage and remote consultations. Over 80 CCGs commissioned a CUES service from primary care optometry.

A range of social distancing and other measures enabled most community pharmacies to remain open. A national home delivery service was commissioned to support clinically extremely

vulnerable patients to have their medicines delivered, later extended to provide support to patients advised to self-isolate by NHS Test and Trace. During 2020/21 around five million deliveries were made to support vulnerable patients, avoiding the need for them to visit a GP or pharmacist to collect medicines. General practice supported patients who were advised to shield by PHE because they are clinically extremely vulnerable to COVID-19 and provided care to patients with COVID-19 infection in the community.

As part of the measures to support general practice, the COVID-19 Support Fund⁵ was launched in August 2020 to assist with the additional costs of the COVID-19 response borne by practices between March and end of July that year. Following this initial package of support, we allocated an additional £150 million of revenue to CCGs, covering November 2020 to March 2021, through ICSs under the General Practice COVID-19 Capacity Expansion Fund, which supported systems in their pandemic response, with a focus on seven priority goals and the COVID-19 vaccination programme. This fund was extended from 1 April until 30 September 2021, with a further £120 million committed.

To support primary care networks (PCNs) – groupings of GP practices, typically serving a population of 30,000 to 50,000 people – with the leadership and management of the COVID-19 response, additional funding for PCN clinical directors has been provided from January to June 2021.

General practice

The five-year GP contract deal and the NHS Long Term Plan have delivered increasing investment for general practice. General practice funding rose by 8% in 2019/20 – more than twice as quickly as for the rest of the NHS. This meant the overall £12 billion investment target announced in the General Practice Forward View⁶ was delivered a year ahead of schedule.

Throughout the pandemic GP practices were able to remain open to the public by completely transforming their operating model, treating patients through telephone and online consultations. Where patients needed to be seen face-to-face, commissioners established ‘hot-sites’ for people presenting with any flu or COVID-related symptoms.

PCNs firmly established themselves as an integral part of the primary care landscape: 99% of practices were part of a PCN during 2020/21, and they have played a critical part in the COVID-19 response, not least in delivering vaccination. Through the Enhanced Health in Care Homes framework, PCNs – working with community services – provided enhanced clinical support to care homes, including the establishment of a named clinical lead.

Social prescribing services have begun in all PCNs, with over 1,500 social prescribing link workers responding to 458,195 social prescribing referrals.

The Additional Roles Reimbursement Scheme supports progress towards the government’s commitment to provide an additional 50 million appointments in general practice by 2024/25. In

⁵ <https://www.covid19support.org.uk/>

⁶ <https://www.england.nhs.uk/gp/gpfv/>

addition, the Access Improvement Programme has helped practices reduce waiting times for routine appointments and work with NHSX and NHS Digital to enable improvements to general appointment data recording.

Financial and practical support for the implementation of online consultation systems, messaging and video consultation capabilities has increased alongside the continued availability of face-to-face appointments in general practice. Online consultation systems provide an additional route for patients to contact their GP practice and to support practices with triage – helping patients to receive care from the right person first time with the right level of urgency, using the appointment method that meets their needs.

Continued progress has also been made towards the government's commitment for an additional 6,000 full-time equivalent doctors in general practice. Record numbers of new GPs are being trained, and work continues with HEE to support more trainees into under-doctored areas. The range of nationally-funded schemes to retain qualified GPs in practice was expanded during the year, including the New to Partnership Payment scheme which despite the pandemic approved applications for 488 new partners for general practice. Newly qualified GPs now have the offer of a fellowship scheme on qualification, supported by a growing pool of experienced GP mentors.

Around 1,600 retired GPs returned to registered practice to support the emergency effort. Many of these were among the 2,000 GPs and 158 pharmacists recruited to the NHS 111 COVID-19 Clinical Assessment Service, delivering over 500,000 calls in the course of the pandemic with the pharmacist team delivering almost 50,000 calls to support concerns about medicines and managing symptoms of minor illness. The process for these GPs to return to longer-term practice was simplified and now offers support for the costs of childcare and caring responsibilities for returning GPs. Over the past year, this contributed to an increase of 608 doctors in general practice (438 full-time equivalent). Retention, however, remains a critical issue.

The health and wellbeing of our primary care people has been a focus throughout the year; looking after them to enable them to look after others. Bespoke coaching provided support for individual and team psychological wellbeing and resilience, and access to other support in place (national, system and local).

Take-up of the coaching offer has been strong, with over 9,000 coaching sessions with 3,300 people either completed or booked since April 2020. The service is accessible to all primary care staff.

Community pharmacy

Pharmacy also played a major role throughout the year. There were 326,000 referrals from NHS 111 to community pharmacy for urgent medicines supply and 223,000 referrals for minor illness consultation as part of the NHS community pharmacist consultation service. Community pharmacies were physically open throughout and supported patients and the public with advice on how to manage their health and wellbeing, relieving pressure on other parts of the healthcare system.

Community pharmacies are supporting the wider COVID-19 testing strategy, led by NHS Test and Trace, with 95% of pharmacies participating in the Pharmacy Collect service to provide access to lateral flow device tests.

Tobacco and alcohol interventions developed with stakeholders during 2019/20 were rolled out in 2020/21 at early implementer sites, with smoking cessation activities incorporated into the community pharmacy contract.

Dentistry and optometry

Risks from dental care requiring aerosol generating procedures were mitigated through enhanced infection, prevention and control guidance issued by PHE and detailing the need for higher-grade personal protective equipment (PPE). The NHS rapidly set up 600 urgent dental centres across England so patient services could be maintained whilst protecting patient safety. Our key priority remains to maximise safe access to dental services that protects the public and profession and is in line with current clinical guidance from UKHSA.

Optometry services have recommenced and now have access to appropriate enhanced PPE requirements. Activity has grown steadily, and we have seen a return towards pre COVID-19 levels of activity.

Voluntary, community and social enterprise organisations

Voluntary, community and social enterprise organisations (VCSE) are critical partners in health and care, and engagement with the sector has been invaluable in supporting the NHS response to COVID-19. The sector has mobilised huge numbers of volunteers, often pivoting away from their normal activity to provide much needed support in a time of crisis.

In March 2020, we commissioned Royal Voluntary Service and GoodSAM⁷ to deliver NHS Volunteer Responders (NHSVR). This programme was developed at pace to support people shielding from COVID-19 and to support NHS services. Just under 400,000 volunteers stepped forward to carry out tasks such as delivering shopping and medication, providing lifts to medical appointments, delivering medical equipment and telephone chats to combat loneliness. By 31 March 2021 they had completed more than 1.7 million tasks and supported 165,000 people.

We encourage NHSVR volunteers to raise any concerns about the wellbeing of the clients they support. To date the programme's safeguarding team have worked with local agencies to manage in excess of 10,000 issues, mostly relating to food poverty or emotional wellbeing.

NHSVR has adapted to the changing demands of the pandemic; for example, delivering pulse oximeters to support remote monitoring of patients at risk. In January 2021, 70,000 volunteers responded to our call for steward volunteers to support the COVID-19 vaccination programme.

As we move out of the pandemic, we are working with local systems to harness the benefits of NHSVR and increase volunteering capacity available to ICSs.

⁷ <https://nhsvolunteerresponders.org.uk/the-goodsam-app>

The VCSE sector has also provided additional support within NHS services. St John Ambulance has provided extra ambulance capacity, support in emergency departments and trained vaccinators to support the COVID-19 vaccination programme. The British Red Cross, Age UK and Royal Voluntary Service also assisted with hospital discharge, ensuring that patients received the help they needed to settle back in at home. The disaster relief charity RE:ACT provided support across different parts of the NHS with services providing porters, support to staff in intensive care units with COVID-19 patients, and mortuary assistance. At a local level many VCSE organisations have also offered services to assist the NHS.

Urgent and emergency care

Accelerating the urgent and emergency care reform agenda during 2020/21 enabled services to respond to unprecedented demand and pressures, by improving access to advice for patients outside hospital, improving safe care pathways within hospitals and enabling timely discharge into the community.

Demand for urgent and emergency care services was lower in comparison with the previous year, with on average approximately 47,800 unplanned attendances per day in 2020/21. This compares with a daily average of around 68,400 attendances in 2019/20 – a reduction of just under a third. Emergency admissions via A&E were also lower compared with the previous year, with on average 1,800 fewer admissions per day (a reduction of 13.8%). Annual performance against the four-hour standard for unplanned attendances (excluding Clinical Review of Standards pilot sites) was 86.6% in 2020/21, up from 84.2% in 2019/20.

The winter period (defined as November through to February) is traditionally the most challenging for the NHS, with spikes in respiratory and gastrointestinal illnesses, and this year COVID-19. There were on average 46,200 attendances per day during winter 2020/21, down from a daily average of around 69,500 in 2019/20. A&E performance stood at 81.6%, in line with the previous winter's average performance of 81.4%.

Although nationally the levels of demand on urgent and emergency care services decreased in 2020/21, particularly for minor injuries and illnesses, the complexity and severity of presentations was considerably increased as a result of COVID-19. At the peak of January 2021, over 34,000 NHS hospital inpatient beds were occupied by patients with a COVID-19 diagnosis, with almost 4,000 new COVID-19 positive admissions recorded every day. Safe care in these circumstances, particularly for patients requiring advanced respiratory support, was a significant operational challenge, with acute care settings needing to reconfigure their staffing and capacity to maintain infection prevention and control standards and maximise critical care capacity. Acute providers were supported in their efforts by the NHS Nightingale programme as well as independent sector and community providers offering additional capacity, staff and resources as part of a co-ordinated system response.

Nationally, ambulance services met two of the six response times standards, introduced by the Ambulance Response Programme, in 2020/21 and saw improvements from 2019/20 across all six

standards. All ambulance trusts regularly achieve the Category 1 90th centile standard for those patients needing the most urgent care, with a national improvement of 2.4% against last year's performance.

Throughout the pandemic, the National Ambulance Co-ordination Centre has provided 24/7 co-ordination and mutual aid support across the ambulance services.

NHS 111 demand comparisons are skewed by COVID-19, but NHS 111 received 0.4% fewer calls in 2020/21 and answered 10.4% more calls within 60 seconds against the previous year, with 52.5% of calls receiving clinical advice (0.3% down on 2019/20).

The accelerated development of NHS 111 First to provide a single point of contact for patients has enabled people needing an emergency department appointment to get a timed slot so that they can be seen as safely and conveniently as possible. Working as part of the NHS family, NHS 111 has been able to make direct appointments at increasing numbers of GP practices, pharmacies and urgent treatment centres (UTCs) – as well as send an ambulance for people with a serious or life-threatening condition. The number of UTCs has increased to 186 across England, with NHS 111 able to book appointments in 170 of them.

Same day emergency care services (SDEC) supported 6.8 million patients to be treated and returned home on the same day during 2020/21. From mid-December 2020, direct referrals via NHS 111 to SDEC were launched to improve admissions into secondary care, and 147 services can now receive direct referrals via NHS 111.

Reducing in-hospital length of stay by discharging patients as soon as they no longer meet the criteria to reside, significantly helped to improve capacity constraints and enhance patient experience. The proportion of beds occupied with long-stay patients (21+ days) reduced by around 4% from 18.5% in March 2020 to 14.6% in March 2021.

In 2020/21 a total of £450 million of capital funding was provided to make upgrades and improve facilities in emergency departments across the country. Of this, £300 million was allocated to 175 smaller UEC capital schemes, releasing 2,603 additional waiting spaces, 832 treatment spaces for patients with major conditions, 212 resuscitation spaces and 1,390 extra SDEC spaces into the system to improve capacity. Further benefits have been realised, such as schemes to increase mental health triage capacity, improve ventilation to reduce nosocomial infection and new technology to support NHS 111 First. The remaining £150 million was allocated for major refurbishment programmes at 25 emergency departments (EDs) facing significant estate or capacity constraints, with work continuing with these EDs into 2021/22.

Transformation of elective care

The Elective Care Transformation Programme is providing national support to regions and systems to transform and recover elective care services affected by the COVID-19 pandemic.

The Adopt and Adapt programme was established in June 2020 to support and accelerate elective activity recovery. Blueprints for five workstreams (endoscopy, CT/MRI, theatres, outpatients and

cancer) were drawn up with support from stakeholders, clinicians and national workstreams, and adapted and applied by regions according to local needs.

The NHS Long Term Plan committed to redesigning outpatient services to avoid the need for a third (30 million) of face-to-face hospital outpatient visits by 2023/24, with a national scale-up of video consultations planned across this period. A significant national effort achieved the rollout of a video platform available to all providers over five weeks at the start of 2020/21. This enabled three million video consultations to be held in secondary care with an estimated one million more delivered using other platforms. In total, 21.5 million virtual appointments were delivered, including both telephone and video consultations, accounting for around 30% of outpatient attendances. This represents one of the most significant shifts in outpatient care delivery in a century. The use of virtual consultation also saved 550 million patient travel miles and avoided around 112,000 tonnes of CO₂ emissions, while importantly reducing risk to both patients and staff.

Across the country, 23 pilot areas are leading implementation of patient-initiated follow-up, allowing people to access follow-up care sooner where needed and avoiding low-value routine follow-ups, which releases clinical capacity for other patients.

Throughout 2020/21, the Outpatient Transformation Programme has been working with leading clinicians to equip local systems with specialty-specific, clinically-led resources to transform outpatient services in high-volume areas such as eye care, dermatology and MSK. This has enabled local teams to measure and forecast progress, and communicate the benefits to staff, patients and the public.

Waiting list validation and prioritisation support the prioritisation of patients on secondary care waiting lists according to clinical need. Validation (a technical process) was carried out by acute providers to ensure patients were accurately recorded on waiting lists. Clinical prioritisation of patients on admitted (surgical) waiting was carried out using a process developed with stakeholders.

First Contact Practitioner provides direct access for patients with back pain, arthritis and other MSK conditions to physiotherapists with enhanced skills based in GP practices. The NHS Long Term Plan set an ambition to have 100% coverage by 2023/24, with 50% coverage in 2020/21. PCNs' workforce plans indicate progress has been faster, with 73.3% coverage achieved by March 2021.

Advice and Guidance (A&G) supports primary care clinicians to access specialist secondary care advice without the need for referral. This advice is often provided within 48 hours of request and in most cases avoids the need for a follow-on referral to secondary care. During 2020/21 GP usage of A&G almost doubled, with the total number of A&G requests via the Electronic Referral System alone exceeding one million. Including all other platforms, number of requests are estimated to be 1.58 million for 2020/21, leading to around 1,040,000 unnecessary face-to-face outpatient attendances being avoided.

Mental health

2020/21 was the final year of delivery of the Five Year Forward View for Mental Health. Access, recovery and referral to treatment time targets had improved in 2019/20; however, COVID-19 impacted on the achievement of some of the 2020/21 commitments. Although the first lockdown impacted referral routes and access rates, mental health services remained open and local services worked rapidly to respond to the changing context. Referrals were returning to pre-pandemic levels ahead of December 2020, and the 'Help Us Help You' campaign included a focus on mental health to encourage people to continue to come forward for support.

Evidence about the impact of other emergency situations (and the increase in referrals following the first lockdown) indicates that COVID-19 will result in increased mental health needs for the foreseeable future, increasing pressures on the system and the need for continued expansion of services as set out in the NHS Long Term Plan. It has been agreed that, of the £500 million of additional funding for mental health announced in November 2020 to support 2021/22 activity, over £300 million will be spent on NHS mental health services. Further, over £100 million will be spent on growing the mental health workforce. The remaining amount will be spent on wider mental health recovery, such as mental health prevention and promotion in local authorities.

Specialist community perinatal mental health services, which have now been rolled out in every part of England, saw a total of 31,550 women. While this is below the 2020/21 target of 47,000, this figure is expected to improve in 2021/22 as the impact of COVID-19 on usual routes of referral lessens.

All CCGs met the Mental Health Investment Standard in 2020/21.

The national access rate for children and young people for 2019/20 was already ahead of the 2020/21 ambition (36.8% vs 36% target), and in 2020/21 was even higher at 39.6%. Eighty additional mental health support teams were operational by the end March 2021, bringing the total number of teams to 183, with coverage of 15% across approximately 3,000 education settings.

Quarter 4 2020/21 data for children and young people's eating disorder waiting times shows 72.7% of patients accessed treatment within four weeks (routine referrals) and 70.5% within one week (urgent referrals). In 2020/21 NHS England funded an additional 18 eating disorder services to implement the early intervention model 'First Episode Rapid Early Intervention for Eating Disorders (FREED)' for 16 to 25-year olds, which will assist in early identification and providing support for people in the early stages of an eating disorder.

The 95% waiting time standard was due to come into effect at the end of 2020/21. While the waiting times have reduced significantly since the start of the programme, performance has been impacted by an increase in referrals with more children and young people starting treatment than ever before.

Progress continued towards providing Improving Access to Psychological Therapies (IAPT) for adults and older adults needing psychological therapies. During March 2021, IAPT waiting time standards continued to be met, with 92.3% of people entering treatment having waited less than

six weeks (against a standard of 75%) and 98.8% of people entering treatment having waited less than 18 weeks (against a standard of 95%). The recovery rate for March 2021 was 52.4%, above the 50% target.

The national standard for 60% of people to start treatment for Early Intervention in Psychosis (EIP) within two weeks was exceeded in March 2021, with a performance of 73.4% in quarter 4.

In 2020/21, £42 million transformation funding was awarded to early implementer sites to test new models of integrated primary and secondary mental healthcare for people with severe mental illnesses.

In March 2020, fewer than 50% of areas had 24/7 mental health crisis care, and most were not accessible to the public without a referral. As part of the response to COVID-19, all parts of the country accelerated progress to have in place 24/7 all-age, urgent NHS mental health helplines that are open to the public. Anyone can now find their local number for mental health crisis care online.⁸ Having rapidly established the lines, areas are now working to improve the operation of the service.

Work continued towards eliminating inappropriate adult acute out-of-area placements, which occur when a person is admitted to hospital outside their usual network of care due to a lack of available beds locally. Good progress was being made against the national out-of-area placements trajectory, particularly in areas that had previously experienced some of the most consistent pressures. However, during 2020/21, COVID-19 led to increased pressures on mental health services in terms of rising acuity and operational constraints from infection prevention and control requirements. A new £50 million fund was allocated to mental health services as part of the government's 'Staying Mentally Well Winter Plan' to reduce pressures on inpatient beds, boost capacity and support good quality discharge from inpatient settings. The expected impact is likely to mean these increased pressures continue in the short term. Therefore, while systems are committed to ending inappropriate out-of-area placements as soon as possible, the safety of patients remains the priority. Although the pandemic has made the ambition more challenging, £87 million of additional funding will be allocated in 2021/22 to support hospital discharge.

Funding was allocated to four additional sites to develop specialist mental health services for rough sleepers, bringing the total to 11 sites nationally, ahead of the 2020/21 target of 10 sites, and work has continued on the newly funded problem gambling mental health support clinics.

The dementia diagnosis rate was 61.6% in March 2021 against a target of 66.7%. This level of performance reflects the impact of COVID-19 and additional funding is being allocated to local areas to assist services in recovering this trajectory in 2021/22.

NHS England and NHS Improvement published the Advancing Mental Health Equalities Strategy,⁹ and commenced engagement with Black, Asian and Minority Ethnic (BAME) patients, carers, staff and organisations to help shape the upcoming Patient and Carers Race Equality Framework.

⁸ <http://www.nhs.uk/urgentmentalhealth>

⁹ <https://www.england.nhs.uk/publication/advancing-mental-health-equalities-strategy/>

Learning disability and autism

The pandemic has highlighted and exacerbated health inequalities experienced by people with a learning disability and autistic people. There has been a higher rate of death from COVID-19, and at a younger age, for people with a learning disability than in the general population and a disproportionate impact on people's mental health and wellbeing, particularly as routines, care and support changed due to restrictions.

During 2020/21, we supported fair access to services for people with a learning disability and autistic people: we worked with primary care to ensure a choice of COVID-19 vaccination sites; made reasonable adjustments to mental health helplines; published resources for healthcare staff and issued clinical guidance and letters to ensure that DNACPR (do not attempt cardio-pulmonary resuscitation) decisions are not made inappropriately. Accessible information has included an easy read vaccine invitation letter and co-produced guidance on reasonable adjustments, as well as training materials and resources for vaccinators.

As part of the Learning Disability Mortality Review (LeDeR), we introduced a 'train the trainer' programme, working with voluntary and charitable sector partners to train carers of people with a learning disability in the Restore 2™ mini (adapted from Restore2™) tool used to recognise the soft signs of physical deterioration and to improve communication between carers, healthcare staff and GPs.

We published a new LeDeR policy in March 2021, which now includes autistic people in the review programme and a commitment that focused reviews will be completed for every person from a BAME background. During the year there was excellent performance on the completion of LeDeR reviews and by the end of March 2021 CCGs had completed 96% of eligible reviews.¹⁰

Annual health checks are an important part of tackling health inequalities experienced by people with a learning disability. In the 12 months to December 2020, 167,919 annual health checks were completed (54.5% of people on a GP learning disability register compared to 51.9% in the 12 months to March 2020). In 2020/21 we increased investment for primary care to use GP learning disability registers and to complete annual health checks.

In 2020 a dedicated autism team was established in the programme to support NHS Long Term Plan autism commitments: improving access to and quality of autism diagnostic pathways, reducing physical health inequalities and improving mental healthcare. The team has commissioned autism research and supported the development of an autism-specific health check in primary care and the publication by NHS Digital, since August 2020, of experimental autism diagnostic waiting time statistics.

¹⁰ Includes notifications that are at least six months old and therefore due to have been completed. Notifications of deaths of children under 18 are not included as these are reviewed by the Children's Mortality Review Programme. Reviews may be placed on hold where there are other statutory processes and investigations taking place.

Reducing reliance on inpatient care

At the end of March 2021, there were 2,190 people with a learning disability, autism or both in a mental health inpatient setting: 40 fewer than in March 2020 and a 24.4% reduction since March 2015. The number of children and young people in an inpatient setting at the end of March 2021 was 255, an increase of 6% from the end of March 2020.

Care (education) and treatment reviews C(E)TRs are helping to reduce the number of people in an inpatient setting. More than 80% of community C(E)TRs led to a decision not to admit the person to hospital. In January 2021 we published a C(E)TR COVID-19 addendum to help ensure that C(E)TRs continue to happen, with enhanced elements for children and young people in response to the pandemic. We have developed alternatives to mental health inpatient care, including a £3 million investment to support health-funded short breaks.

To support improvements in the quality of mental health inpatient care for people with a learning disability and autistic people, in January 2021 we published host commissioner and commissioner oversight visits guidance.¹¹ We have developed keyworker pilots for children and young people with the most complex needs in 13 local systems, where the role of senior children's intervenor has been introduced to safeguard young people in long-term segregation within inpatient settings.

More action on health inequalities and prevention of ill-health

In 2020/21 we further developed our approach to prevention, with a focus on tackling health inequalities. A full update on how we are working to reduce health inequalities can be found from page 206..

For the first time, the NHS has commissioned a lifestyle weight management service, through the NHS Digital Weight Management Programme. This programme aims, through GP referral, to reduce health inequalities using a targeted approach to engage people with higher rates of obesity or those less likely to participate in lifestyle change programmes. These include younger (working) age adults, people of non-white ethnicity men, and those from more deprived communities, who we know also experience poorer outcomes from COVID-19. The programme is being rolled out fully in 2021/22.

Progress was made on implementing the alcohol and tobacco dependence interventions outlined in the NHS Long Term Plan. Due to the impact of COVID-19, however, early implementer sites, which were intended to test models of care and provide learning for future rollout, could not run for the full financial year as expected. The programme has consequently been extended into 2021/22. Supported by two new clinical networks, we began to identify potential sites for the rollout of alcohol care teams in areas of greatest need, based on deprivation and alcohol-related mortality.

The Latent Tuberculosis Infection (LTBI) Testing and Treatment Programme was affected by COVID-19 in the first six months of 2020/21. The second half of the year focused on supporting CCGs with the greatest number of high-risk patients at increased risk of developing active TB to restart their LTBI testing and treatment programmes.

¹¹ <https://www.england.nhs.uk/wp-content/uploads/2021/01/Host-commissioner-guidance.pdf>

NHS Diabetes Prevention Programme

The need for primary care to focus on COVID-19 led to a significant drop in referrals to the NHS Diabetes Prevention Programme at the start of the year. In response, a direct-to-consumer model was rapidly stood up, enabling people to self-assess their risk using the Diabetes UK risk score and access support if eligible.

Given the inequalities in who develops type 2 diabetes and the poorer outcomes for those of South Asian and Black ethnicity, a focused engagement campaign using social media and other approaches was launched to raise awareness in and boost uptake from these groups.

The NHS Diabetes Prevention Programme supported 84,000 people in 2020/21 and continues to scale up, as we aspire to support up to 200,000 people per year.

Non-cancer NHS screening

The NHS Antenatal and Newborn Screening programmes (ANNB) have been largely unaffected by the pandemic through the efforts of providers to continue these time-critical services. The Newborn Hearing Screening programme continues to tackle a small backlog of audiological assessments, which increased slightly during the two lockdowns in summer 2020. A toolkit developed with support from PHE has helped identify babies whose screen or audiology assessment were delayed.

NHS Abdominal Aortic Aneurysm (AAA) Programme service providers temporarily paused invitations in March 2020. Nationally agreed principles and operational guidance were developed and issued to providers to inform recovery plans for local NHS AAA screening services and these outlined the need to prioritise men at greatest risk of AAA rupture/AAA-related death when ultrasound screening restarted. Data indicates this prioritisation was effective with all 38 AAA providers resuming screening services aligned to technical and restoration guidance.

NHS Diabetic Eye Screening Programme providers paused routine invitations for screening for approximately three months but, via clinical risk stratification, maintained provision for those at high risk, including pregnant women. Operational guidance was developed with support from PHE, but capacity remains affected due to social distancing, infection prevention and control measures and venue availability for an already vulnerable population. Intervals in invitation for some low-risk groups were also extended.

NHS immunisations and public seasonal flu programmes

The 2020/21 NHS Annual Influenza Vaccination Programme was the most successful in its history, achieving over 80% uptake in the population aged 65 and over. The programme was also expanded in 2020 to include 50 to 64-year olds and school pupils in Year 7. For the first time a call/recall service was commissioned nationally to help with the increase in demand and to supplement local call and recall services delivered by GP practices.

The NHS school flu programme achieved 61.7% uptake nationally despite the expansion to secondary schools and the complexities and disruptions associated with COVID-19 related school

closures. For the first time, school vaccination providers were commissioned to offer an alternative seasonal flu vaccine to children whose parents/guardians withheld consent to the nasally administered live attenuated influenza vaccine on grounds of porcine gelatine content. Most routine child, young people and adult immunisations continued, with the exception of the shingles immunisation programme for older adults due to shielding guidance. However, those who missed their window of eligibility for the vaccination during lockdown were subsequently able to access vaccinations.

Routine childhood immunisations in primary care continue to be delivered, with regional commissioners working closely with GPs and local CHIS to identify those who are eligible but have not received their vaccine. Published vaccine coverage data for 2020¹² continued to show a decline in vaccine uptake and coverage in childhood immunisation programmes which is consistent with decreases in previous reporting periods.

Preparation for changes to the neonatal BCG vaccine schedule continued during the year, to support the introduction of an evaluative pilot by PHE for severe combined immunodeficiency screening as part of the NHS newborn bloodspot programme.

The most recent data¹³ showed a moderate decrease (~0.6%) in the routine immunisations 6-in-1 polio containing vaccine, meningococcal B (Men B) and rotavirus – compared to the same period 12 months prior. This reflects the early impact of the COVID-19 pandemic and the introduction of social distancing from late March 2020, when some of this cohort would have been scheduled for completing doses. Vaccinations measured at 24 months intervals – MMR1, Hib/Men C and Men B booster – were largely unaffected, with small decreases likely to have been caused by COVID-19 measures.

Delivery of the school immunisation programmes were paused because of school closures from 23 March 2020, which significantly affected uptake of the HPV vaccination. The latest PHE report on vaccine uptake¹⁴ and coverage data shows that 64.7% of Year 9 females completed the two-dose HPV vaccination course in 2019/20 compared with 83.9% in 2018/19.

NHS Child Health Information Services providers continued with minimal disruption. The Digital Child Health Programme's NEMS, which can share ANNB and childhood immunisation data between clinical settings, is now live, covering over 50% of children aged up to five years. As more services (including GP IT suppliers) adopt the system changes required to interoperate with NEMS, more information will be shared across clinical settings, ensuring greater oversight, safeguarding and opportunistic delivery of childhood screening and immunisations.

¹² <https://digital.nhs.uk/data-and-information/publications/statistical/nhs-immunisation-statistics/england---2020-21>

¹³ https://assets.publishing.service.gov.uk/government/uploads/system/uploads/attachment_data/file/978503/hpr0721_COVER_v2.pdf

¹⁴ https://assets.publishing.service.gov.uk/government/uploads/system/uploads/attachment_data/file/927694/hpr1920_HPVC-vc.pdf

Maternity and neonatal services

Maternity services continued to provide a full range of antenatal, intrapartum and postnatal care during the pandemic, with some modifications to manage the challenges, including infection prevention and control and, at times, staff shortages. The pandemic also limited capacity within trusts to deliver transformation initiatives to improve services.

We are committed to reducing the rates of stillbirth, maternal and neonatal mortality and preterm births. The latest outcome data demonstrates that encouraging progress has been made towards our national safety ambition to halve these by 2025. Since 2010, the stillbirth rate in England has decreased by 25%, exceeding the 2020 ambition. In 2019, the stillbirth rate in England reached its lowest level on record at 3.8 stillbirths per 1,000 births, a decrease from 5.1 stillbirths per 1,000 births in 2010.

The neonatal mortality rate over 24 weeks' gestation shows a 29.4% reduction in the rate between 2010 and 2019, which is excellent news. The rate of brain injuries at or soon after birth has fallen from 5.1 in 2017 to 4.2 per 1,000 births in 2018 and the rates of infants with hypoxic ischaemic encephalopathy has fallen by 15% between 2014 and 2019.

The maternal mortality rate for 2016 to 2018 is 9% lower than the 2009 to 2011 baseline, having increased between 2012 to 2014 and 2014 to 2016. However, there is a need for additional work in some areas, particularly around health inequalities. Statistically significant differences remain in the maternal mortality rates between women living in the most deprived areas and those living in the least deprived areas. The Chief Midwifery Officer for England and the National Specialty Advisor for Obstetrics are leading work with national partners to develop an equity strategy which will focus on women and their babies from BAME groups and those living in the most deprived areas. By 2024, 75% of Black and Asian women and a similar proportion of women who live in the most deprived areas will receive continuity of carer from their midwife throughout pregnancy, labour and the postnatal period. In advance of this, most women from BAME backgrounds and also from the most deprived areas will be placed on a continuity of carer pathway by March 2022, under measures set out in the 2021/22 planning guidance.¹⁵

The NHS Long Term Plan includes a range of initiatives with a focus on improvements in maternity care that will further support achievement of the ambition, including full implementation of Saving Babies' Lives Version 2 and rollout of maternal medicine networks and Maternity Digital Care Records. This empowers women to make informed decisions about their care and makes it easier for clinicians to share information.

Despite these achievements, there is still much to be done to meet the national ambition and support the transformation of services in line with the Ockenden report of the independent review of maternity services at the Shrewsbury and Telford Hospital NHS Trust. The report highlighted the variation that exists between trusts and systems. We have worked with trusts to implement the

¹⁵ <https://www.england.nhs.uk/operational-planning-and-contracting/>

seven 'immediate and essential actions' identified by the report. This is underpinned by more than £95 million of extra funding which will be invested to improve maternity safety across England.

We have also strengthened our capacity to identify trusts that require support before serious issues arise and put that support in place, through a new national quality surveillance model and an enhanced Maternity Safety Support Programme. Seven regional chief midwives are now in post and providing extra leadership capacity.

Cancer

During 2020/21, 2,080,673 people were urgently referred for suspected cancer and 275,553 started a first treatment for cancer – 95% of them within a month of a decision to treat. When the pandemic began, the number of people coming forward with potential cancer symptoms dropped significantly. The NHS established a cancer recovery taskforce with participation from across the cancer community to help restore referrals to pre-pandemic levels. Cancer charities also supported a major NHS media campaign to encourage people with possible cancer symptoms to come forward.

NHS staff adopted new ways of working to keep cancer services running. The use of 'COVID-19-friendly' treatments helped to reduce patient visits to healthcare settings, and COVID-secure cancer surgical hubs maximised the use of available capacity. The NHS Cancer Programme also accelerated the introduction of colon capsule endoscopy, where patients swallow a camera, to manage demand for more invasive colonoscopy. These measures helped to minimise the impact of the January 2021 COVID-19 peak on cancer services. The programme continued to take forward our NHS Long Term Plan commitments, particularly those to support continuity of services. By March 2021, 73 rapid diagnostic centre pathways were operational, and people in 17 areas were able to access targeted lung health checks in mobile units in places like supermarket car parks. The NHS Cancer Programme also launched a £15 million funding call to identify the next generation of innovations in cancer diagnosis.

NHS cancer screening

NHS cancer screening services continued where it was clinically safe for them to do so. Where necessary, aspects of the screening and treatment pathways were temporarily paused following local decisions. Our advice for the services included:

- Continue to deliver NHS screening services to the highest risk groups.
- Increase diagnostic pathway activity to reduce the existing backlog, followed by rebooking of any deferred appointments.
- Continue to provide as much routine and preventative work as can be delivered safely, including NHS screening services.

Restoration of these services has been supported nationally, with people prioritised according to their risks.

Before COVID-19, the rollout of faecal immunochemical test (FIT) home testing kits for 60 to 74-year olds led to an 8% increase in uptake in the bowel cancer screening programme. During March 2020, the issue of FIT kits and also invitations for bowel scope for 55-year olds (a flexi sigmoidoscopy test) by providers was paused. Since resuming in the autumn of 2020, providers have increased their invitation rate for screening to return the services to expected national standards for coverage. Delivering endoscopy services within the constraints of COVID-19 has affected capacity, but providers are working to jointly plan across screening and symptomatic services. Telephone specialist screening practitioner appointments were introduced rather than face-to-face. This innovative approach may continue following further evaluation of the benefits.

Following the recommendation by the UK National Screening Committee, NHS England and NHS Improvement decommissioned bowel scope screening. This service was only available to 60% of the registered population in England and had not been rolled out in other parts of the UK. Those who were waiting for their bowel scope were invited to take a home FIT test in April 2021. The FIT bowel screening programme will continue to roll out for 50 to 59 year-olds over the next four years.

In March 2020, the 78 NHS breast screening providers paused routine screening for three months, while screening continued for women with very high risk. Following the resumption of screening in the autumn of 2020, services are working to return the screening programme to national standards for invitations and coverage. To support this capital funding of £20 million has been invested for modifications to mobile breast cancer units, to ensure care can continue as safely as possible, and a further £50 million secured to support providers through restoration and recovery plans.

The NHS cervical screening programme continued, and by the end of 2020/21 the volume of participants entering the programme pathway was returning to pre COVID-19 levels, although population coverage performance remains around 10% below the 80% national performance standard. Throughout 2020/21 we remained committed to supporting the development and implementation of initiatives to improve coverage. This included a new national service specification to further increase the accessibility of cervical screening through services within integrated sexual health settings.

The NHS People Plan

In every region and at every level, local NHS leaders faced difficult choices on how best to deploy and support staff during the pandemic, to deliver care to patients suffering from COVID-19. At the same time, they were each learning how to deal with personal challenges and impacts. Sadly, a number of NHS staff lost their lives during the pandemic, and many NHS staff experienced the loss of loved ones.

Throughout this period of uncertainty, the four NHS People Plan themes¹⁶ gave us a common framework and clear direction. Responding to the extraordinary demands of the pandemic, we acted on feedback from systems and regional teams to identify a number of NHS People Plan 2020/21 actions. This made sure our collective efforts were focused on the things that would make

¹⁶ <https://www.youtube.com/watch?v=992Rwsq4EYI>

the most difference to the workforce: supporting staff to be safe and well; ensuring their voices were heard; delivering safe staffing for the COVID-19 response and vaccination programme; and sustaining other services with greater use of innovation, technology and new ways of working. National guidance and support were closely aligned to these priorities through widespread engagement across the NHS system, staff networks and other stakeholders.

Overall staff numbers are growing, and retention rates are improving across clinical groups, but we still have a long way to go. Many people are exhausted from COVID-19 and will need time, space and practical support to recover fully. Although the overall health and wellbeing scores in the NHS Staff Survey¹⁷ improved significantly in 2020, the proportion of staff reporting work-related stress increased from 40.3% to 44%. And while the latest Workforce Race Equality Standard¹⁸ data shows some improvement, we need to make further progress on addressing inequalities. That is why our people priorities for 2021/22, as set out in the national planning guidance,¹⁹ build on the People Plan 2020/21: action for us all²⁰ and are informed by what we have learnt during the pandemic. They aim to embed more preventive health and wellbeing approaches, tackle inequalities, lock in beneficial changes and new ways of working, and boost efforts to attract and retain more people.

Every part of the system has a part to play, both in delivery and holding each other to account. NHS staff also provide invaluable feedback and insight, both at a national level through the NHS Staff Survey and more regular Pulse²¹ checks, and through the national, regional and local staff networks that have developed rapidly over the last year.

Having a voice that counts is one of the themes of our NHS People Promise, which helps keep us focused on what is needed to make the NHS the best place to work that it can be. It also provides a way to judge progress year by year, with the annual NHS Staff Survey being aligned to its seven themes in 2021.

Working together with systems and employers, significant progress has been made in 2020/21 towards delivering the NHS People Promise,²² but this is a multi-year improvement process and there is still much to do – for example, in addressing longstanding inequalities.

A snapshot of 2020/21

Through widespread upskilling and multiprofessional working, staff were redeployed to support critical care and the vaccination programme. This included 3,775 people who returned to work in the NHS, supported by an additional 3,159 full-time equivalent nurses who remained within the NHS through improved retention, and 11,200 nurses who joined through international recruitment. 11,100 additional healthcare support workers and over 400 medical support workers were recruited. At the peak of the pandemic, we also had more than 2,500 military colleagues deployed

¹⁷ <https://www.nhsstaffsurveys.com/>

¹⁸ <https://www.england.nhs.uk/about/equality/equality-hub/equality-standard/>

¹⁹ <https://www.england.nhs.uk/publication/2021-22-priorities-and-operational-planning-guidance/>

²⁰ <https://www.england.nhs.uk/ournhspeople/>

²¹ <https://www.england.nhs.uk/nhs-people-pulse/>

²² <https://www.england.nhs.uk/ournhspeople/online-version/lfaop/our-nhs-people-promise/the-promise/>

in the NHS. Over 40,000 students, learners and trainees stepped forward and were available to support the COVID-19 response, including nursing, midwifery and allied health professional students, and 3,800 final year medical students were deployed early through HEE's Foundation Interim Year doctor initiative.

The NHS Cadets scheme progressed towards its goal of enrolling 10,000 young people by 2023, establishing its first advanced sites in London, Birmingham and the Wirral, with a further two in Liverpool.

Embedding the focus on the health and wellbeing of NHS staff during and beyond the pandemic, a wellbeing guardian role has been introduced in each NHS trust, strengthening board awareness and accountability for staff health and wellbeing. Over one million health and wellbeing risk assessments were carried out to keep staff safe, including 96% of ethnic minority staff. All local systems are in the process of implementing mental health hubs. The Supporting our NHS People²³ health and wellbeing resources are available to all NHS staff and have received cross-industry awards. Tackling inequalities remains as important as ever, and despite the pandemic the first disabled staff network summit was held, giving disabled colleagues a national forum for the first time.

Digitally-enabled care

NHSX is an organisation formed from teams within the Department of Health and Social Care (DHSC) and NHS England and NHS Improvement. In its second year of operation, NHSX continues to set the strategic, policy and delivery objectives for digital transformation throughout the NHS and adult social care sectors. Using the levers of NHS England and NHS Improvement and the DHSC, it supports NHS and care organisations to digitise their services, connect the health and social care systems through technology, and transform the way patient care is delivered at home, in the community and in hospitals.

NHSX has played a critical role in the response to the pandemic. It led the creation of the NHS Datastore,²⁴ which enabled the NHS to route ventilators and billions of items of PPE to where they were most urgently needed, and enabled world-class research into COVID-19. NHSX also undertook significant work on the tech and data underpinnings of the vaccination programme and developed systems and capabilities now widely used throughout the NHS and by Test and Trace, including text-messaging systems to contact those self-isolating at home and test kit home delivery services.

Within the wider system, NHSX took action to ensure the NHS could continue to deliver remotely, ranging from enabling the provision of 40,000 laptops to the system to ensuring 99% of GP practices had the capability to provide online and video consultations. Wider transformation has enabled better patient care, most notably through decisions to enable the summary care record to carry additional information. In addition, 11,000 tablet computers were delivered to care homes to

²³ <https://www.england.nhs.uk/supporting-our-nhs-people/>

²⁴ <https://www.england.nhs.uk/contact-us/privacy-notice/how-we-use-your-information/COVID-19-response/nhs-COVID-19-data-store/>

equip staff and improve care for residents, and discounts for broadband services were negotiated for care homes as part of the work to digitise the adult social care sector and connect it to the NHS.

NHSX's NHS AI Lab supports the testing, evaluation and scale of promising artificial intelligence (AI)-driven technologies through the £140 million AI in Health and Care Award, including automating early lung cancer detection and developing deep learning software that could improve the NHS Breast Cancer Screening Programme. The lab also launched the COVID-19 Chest Imaging Database²⁵ with the British Society of Thoracic Imaging and Royal Surrey NHS Foundation Trust, which rapidly grew to be one of the largest collections for medical imaging in the UK. The database will support better understanding of coronavirus and develop technology which will enable the best care for patients hospitalised with a severe infection.

Comprehensive coverage of integrated care systems

The COVID-19 pandemic accelerated closer integration and partnership working between different health and care organisations, local government and voluntary sector partners across every part of the country. Partners worked collaboratively within their STPs and ICSs to develop mutual aid arrangements, to put in place new services to respond to the pandemic at pace, and to identify and support people at greatest risk from COVID-19.

In response to this and to support further collaboration, we published *Integrating care: next steps to build strong and effective ICSs across England*.²⁶ As well as testing options for legislative change, this paper highlighted key components of an effective ICS and set out how systems and their constituent organisations would embed and enhance such collaborative ways of working. This built on several years of developments as well as detailed conversations with system leaders, people who use and work in services, and those who represent them, to reflect their priorities for future improvements to health and care through integrated working. Following the paper's publication, we undertook further extensive engagement with systems and membership bodies to refine its recommendations for legislation and to inform the development of future guidance and implementation support for ICSs.

The 2021/22 planning guidance set out some of the things that ICSs, and the organisations within them, should do to meet ambitions from 2022. During 2020/21, 28 further ICSs were formally designated and became operational where STPs had previously been in place: 42 ICSs in total now serve the whole of England, each with a partnership board bringing together local leaders and an independent chair. This met the important NHS Long Term Plan commitment that all parts of England would be served by an ICS by April 2021.

²⁵ <https://www.nhsx.nhs.uk/COVID-19-response/data-and-COVID-19/national-COVID-19-chest-imaging-database-nccid/>

²⁶ <https://www.england.nhs.uk/publication/integrating-care-next-steps-to-building-strong-and-effective-integrated-care-systems-across-england/>

How NHS England and NHS Improvement supported the wider NHS

Emergency Preparedness, Resilience and Response (EPRR)

NHS response to COVID-19

The primary focus of 2020/21 was the continued response to the COVID-19 pandemic, which we declared as a Level 4 national incident in January 2020. Incident co-ordination centres have been operating regionally and nationally, with command, control, co-ordination and communication arrangements in place to ensure that the National Incident Response Board and the supporting national cell structure has a clear line of sight to the impact of the pandemic across the NHS. The EPRR team led our and the wider NHS's response to the pandemic.

During wave 1, Nightingale Hospitals were established to provide additional capacity for the acute sector. It is a success that they were not required to care for large numbers of inpatients. Initially introduced in London, but implemented in other regions of the country too, these centres provided additional critical care support, increased medical ward-based provision, step-down care to facilitate discharge from acute hospitals, and additional diagnostic and outpatient capacity. They were rapidly stood up again for winter and some have also been supporting the COVID-19 vaccine rollout.

Significant planning was undertaken following wave 1 to prepare the NHS for a second wave in the autumn/winter. Systems mobilised their response to wave 2 of COVID-19 demand based on common escalation principles, with a mutual aid approach at system and regional level to meet surge demand. Each of our regions worked with the ICS/STPs within their footprint to develop an escalation and surge plan – with common actions to take.

In November 2020, a national Critical Care Capacity Panel was established, which reviewed capacity in the most pressured regions and systems and, where required, co-ordinated safe patient transfers between regions so patients requiring critical care could move to less pressurised units.

On 25 March 2021, the national incident level for the NHS COVID-19 response was reduced from Level 4 to Level 3. National incident infrastructure remained in place, but the management of the incident shifted from national co-ordination to a regional level. Local outbreaks and variants of concern continued to be closely monitored.

As a result of the Omicron variant, the incident level was again raised to level 4 in December 2021.

Britain's exit from the European Union (EU)

The UK exited the EU on 31 January 2020, starting a transition period until 31 December 2020. We have overseen an NHS EU Exit End of Transition Programme supported by the EPRR team nationally, as part of a single, shared operational readiness and response structure alongside COVID-19, restoration of services and winter. Only minor impacts have been experienced by the NHS.

The incident response phase of the programme ran until the end of July 2021 to maintain oversight of the NHS's operational response to EU exit and ensured that any actions required in relation to future changes in trading relationships between the UK, the EU and the rest of the world are embedded as business as usual within directorates.

Other Incidents

In June, several people were very sadly stabbed in a park in Reading, resulting in three fatalities. This was later confirmed to be a terrorist incident. South Central Ambulance Service and local hospitals supported the response, with NHS mental health services supporting the community to recover from the incident.

In October, a company providing reagents to NHS laboratories experienced a backlog of dispatching orders, following the implementation of a new automated picking system in its UK warehouse. Contingency arrangements were put in place and the national EPRR team provided co-ordination and oversight of the incident, working with pathology networks, DHSC and the devolved administrations to ensure urgent orders were prioritised.

Reinforced autoclaved aerated concrete (RAAC) is a type of concrete plank that was extensively used in public sector construction during the 1970s and 1980s. The planks are principally used to provide support to structures such as roofs and are significantly weaker than normal concrete. EPRR teams supported estates subject matter experts in identifying RAAC in the NHS estate so that trusts and providers assess/monitor potential risks and ensure items have appropriate mitigating plans in place.

EPRR and Estates national teams collaborated to help providers safely manage increasing volumes of infectious waste. Action taken included the creation of a co-ordinating central logistics cell and publication of a standard operating procedure for COVID-19 waste.

The national EPRR team also supported the health response to heatwave and cold weather alerts issued by the Met Office, stabbings of members of the public in Birmingham and of paramedics in Wolverhampton, incidents of supply disruption to the NHS and the response to high severity cyber alerts issued by NHS Digital.

Productivity and efficiency

Our Commercial Medicines Directorate (CMD) supports patients to access clinically effective and innovative medicines, while safeguarding the sustainability of the NHS medicines budget. CMD's work is aligned with three key policy documents: the NHS Long Term Plan,²⁷ the Voluntary Scheme for Branded Medicines Pricing and Access²⁸ and the NHS Commercial Framework for New Medicines.²⁹ The framework outlines the purpose and principles on which NHS commercial medicines activity will be based, defining clear roles and responsibilities, and detailing how pharmaceutical companies can engage with the NHS.

The NHS continues to play a key role in enabling the UK to take a global lead on the challenge of antimicrobial resistance – recognising how medicines can mitigate future healthcare risks.

In December 2020, the first two products to use a new 'subscription-style' payment model were selected. This new model will incentivise companies to invest in this critical area, to help secure a pipeline of future treatment options for NHS patients.

In 2020/21, the Commercial Medicines Unit (CMU) surpassed the full-year savings forecast of £238 million against a backdrop of reduced spend on medicines in NHS trusts throughout the previous financial year. This has been managed through close monitoring of CMU framework performance and uptake. Similarly, total savings achieved through the smart procurement of adalimumab biosimilars reached £500 million, compared with the cost of the drug under patent.

Alongside work to support the security of the medicines supply chain through the pandemic, CMD also brokered a series of interim agreements that enabled patients to access dozens of 'COVID-friendly' cancer treatments that were safer to use, by reducing hospital visits or the impact on an individual's immune system. The CMD, working closely with partners at NICE, also concluded a series of deals securing patient access to innovative healthcare technologies, including:

- onasemnogene abeparvovec – the first gene therapy for spinal muscular atrophy (SMA) following access to nusinersen for children with SMA secured in 2019/20
- GRAIL – a world-first pilot of a blood test that may spot more than 50 types of cancer
- Siponimod – a first oral treatment for secondary progressive multiple sclerosis
- KTE-X19 – a CAR-T therapy for the treatment of mantle cell lymphoma through a first full-access deal in Europe to provide treatment via the Cancer Drugs Fund
- the 'transformative' triple combination therapy Kaftrio – benefiting thousands of people with cystic fibrosis.

²⁷ <https://www.longtermplan.nhs.uk/>

²⁸ <https://www.gov.uk/government/publications/voluntary-scheme-for-branded-medicines-pricing-and-access>

²⁹ <https://www.england.nhs.uk/publication/nhs-commercial-framework-for-new-medicines/>

Research and innovation

Research and innovation are a core part of the NHS. Organisations active in research often provide higher quality care for all patients, while innovation can improve patient outcomes and experience and enable organisations to provide care more efficiently.

In 2020/21 the Accelerated Access Collaborative (AAC), hosted by NHS England and NHS Improvement, provided patients with access to proven innovations through its work. The COVID-19 pandemic was a catalyst that sparked new partnerships, and accelerated research and the speed at which innovations were adopted across the health and social care system. The AAC and the Beneficial Changes Network commissioned an independent review to identify learning and recommend how potentially beneficial changes can become day-to-day practice.

NHS research focused on recruiting into urgent public health COVID-19 studies and then to vaccine studies. In 2020/21 over one million people were recruited into COVID-19 research studies. This research led to the identification of five treatments that improved outcomes for patients admitted to hospital with COVID-19 and importantly also identified which treatments did not show benefit.

National research priorities, beginning with stroke, mental health and learning disability and autism, were identified once non-COVID research resumed.³⁰

The 41 most promising AI technologies were funded, with 15 real-world deployments across more than 80 NHS sites supported through the £140 million AI in Health and Care Award.³¹ The NHS Long Term Plan commitment to publish the MedTech Funding Mandate was met and this launched on 1 April 2021 to accelerate uptake of selected NICE-approved medical devices, diagnostics and digital products.

³⁰ <https://www.nihr.ac.uk/covid-19/nihr-response-to-covid-19-timeline.htm>

³¹ <https://www.nhsx.nhs.uk/ai-lab/ai-lab-programmes/ai-health-and-care-award/>

Delivering a net zero National Health Service

This year, the NHS embarked on a journey to identify the most credible yet ambitious date that the health service could reach net zero emissions. This undertaking was informed by a robust analytical process, the guidance of an expert panel, and a national call for evidence which garnered nearly 600 submissions from patients, staff and members of the public. Delivering a 'net zero' National Health Service was published in October 2020 and marked a world-first commitment to deliver a national net zero health service.

Two clear and feasible targets were identified, that together comprise a more ambitious remit than even the broadest of the scopes set by the greenhouse gas protocol:

- for the emissions we control directly (the NHS carbon footprint), net zero by 2040, with an ambition to reach an 80% reduction by 2028 to 2032
- for the emissions we can influence (our NHS carbon footprint plus), net zero by 2045, with an ambition to reach an 80% reduction by 2036 to 2039.

The most up-to-date carbon footprint, alongside a detailed overview of the interventions and trajectories required to meet these targets, and a breakdown of carbon emissions by activity types, is available within Delivering a 'net zero' National Health Service.³² For the 2020/21 financial year, the NHS is projected to have achieved a 62% reduction in emissions, significantly exceeding the 37% requirement for 2020 outlined in the Climate Change Act.

For further information on the NHS's response to climate change and sustainability, please see page 221.

³² <https://www.england.nhs.uk/greenernhs/wp-content/uploads/sites/51/2020/10/delivering-a-net-zero-national-health-service.pdf>

Chief Financial Officer's Report

The financial statements for the year ending 31 March 2021 are presented later in this document on a going concern basis (as per note 1.5 of the accounts) and show the performance of both the consolidated group – covering the whole of the commissioning system – and NHS England as the parent of the group. The group comprises NHS England and 135 CCGs.

We are required to manage spending within a fixed revenue limit. The limit for 2020/21 set by the government as part of the investment to deliver the NHS Long Term Plan was £129,485 million. As the NHS rose to the challenge of meeting the biggest public health crisis of our generation, the government allocated an additional £19,998 million of funding to take the fixed revenue limit to £149,473 million. Of this extra funding, £7,830 million was to cover the general additional costs of dealing with the pandemic, while £12,168 million was ringfenced to support specific programmes. This included £2.6 billion to secure independent sector hospital capacity, £2.2 billion to provide care packages to enable patients who were ready to leave hospital to be cared for in a more appropriate setting, £1.2 billion to support primary care organisations, £2.4 billion to compensate NHS organisations for a reduction in commercial and research income outside their control, and £1 billion to support various organisations to deliver the vaccination programme.

I am pleased to report that NHS England has again fulfilled its financial duties as set out in the mandate from government.

Financial management and the finance community's response to the pandemic

For the NHS, as for all of us, 2020/21 was a year like no other. Our focus was ensuring that the frontline of the NHS had the resources needed to continue to provide urgent services and as much routine and planned care as possible.

Working with partners across the NHS we rapidly redesigned the financial framework to deliver simplicity and certainty, and remove transactional bureaucracy in the system.

During the first half of 2020/21 we moved away from the previous activity-based payments system to one which gave providers of NHS care certainty of income. Block payment arrangements were put in place to allow upfront payments to be made to cover core delivery costs. Additional COVID-19 costs incurred by NHS providers were funded via retrospective top-up payments. A system of both prospective and retrospective review was in place to maintain appropriate financial control.

From October 2020, using the experience gained from the first half of the year, we were able to reduce the amount paid by retrospective top up, giving each local area (ICS or STP) a financial envelope within which to plan and deliver care for their patients. This enabled local leaders at the system level to flow funding to where it was most needed and helped to accelerate the commitments, we have made to put the ICS and the health system at the centre of good financial management. This also helped us maintain spending control by allowing local systems to resume greater control of their spending.

The focus on certainty and simplicity has meant that we are not reporting on efficiency in the same way we have in previous years. Providers of healthcare have seen significant additional costs as the response to the pandemic changed the way we had to deliver care. In many hospitals the number of beds was reduced to maintain appropriate distancing, which reduced the number of patients that teams of clinicians could care for at any one time. Donning and doffing of PPE has increased the time taken to perform many tasks. Many hospitals, primary care and community settings have had to separate COVID patients from non-COVID patients, inherently reducing clinical productivity. Increased staff sickness and isolation levels have meant that levels of absence have understandably and necessarily increased. These factors have meant that we have unavoidably seen a reduction in the traditional measures of productivity at a time when our dedicated NHS staff have been working harder than ever before, while themselves also dealing with the personal impact of the pandemic along with the rest of the country. During much of the year the NHS has had to stand down a significant proportion of routine activity to help maintain urgent and emergency services.

The pandemic has, however, been the catalyst for some major innovations in the way we deliver care. We have seen the rapid adoption of remote monitoring technologies and virtual methods of delivery which over time will improve outcomes and lower costs. New and innovative ways of delivering care have been quickly designed and implemented across the country and we are in a strong position to apply these innovations to meet the future challenges of the long-term impact of the pandemic.

Financial performance

Our focus in-year has been on providing financial certainty and enabling the system to respond to the pandemic, while maintaining appropriate financial rigour and discipline. The government provided significant additional funding as outlined above.

This year we delivered an underspend of £5,373 million against the increased revenue resource budget. Of this, £2,567 million was against specific budgets which were not available to support general spending. The remaining £2,806 million underspend was against non-ringfenced budgets. These levels of underspend reflect the unprecedented complexity and difficulty in producing accurate estimates of expenditure in a context of fluctuating activity levels and the fast-changing and uncertain operational environment.

Financial performance – Revenue Department Expenditure Limit (RDEL) general (non-ringfenced)

Expenditure	2020/21		2019/20		2018/19		2017/18		2016/17		2015/16			
	Plan	Actual	Under / (over) spend against plan		Under / (over) spend against plan		Under / (over) spend against plan		Under / (over) spend against plan		Under / (over) spend against plan			
	£m	£m	£m	%	£m	%	£m	%	£m	%	£m	%		
CCGs	101,887	101,733	154	0.2%	(507)	(0.6%)	(150)	(0.2%)	(213)	(0.3%)	154	0.2%	(15)	(0.0%)
Direct commissioning	28,170	27,083	1,087	3.9%	390	1.5%	310	1.3%	223	0.9%	296	1.2%	82	0.3%
NHS England admin/central progs/other ³³	19,416	15,284	4,132	21.3%	1,113	14.2%	755	17.0%	960	23.2%	452	13.0%	532	28.5%
Total	149,473	144,100	5,373³⁴	3.6%	996³⁵	0.8%	915	0.8%	970	0.9%	902	0.9%	599	0.6%

Performance against wider financial metrics

Within the mandate the DHSC sets a number of technical financial targets for the NHS England Group, including the core operational limit (general RDEL) described above. These limits are ringfenced, which means that underspends on the other revenue limits cannot be used to support core patient services covered by the general RDEL limit.

Performance against key financial performance duties

Revenue limits

	Mandate limit £m	Actual £m	Underspend £m	Target met	Underspend as % of mandate
RDEL – general	149,473	144,100	5,373	✓	3.6%
RDEL – ringfenced for depreciation and operational impairment	174	173	1	✓	0.6%
Annually Managed Expenditure limit for provision movements and other impairments	100	87	13	✓	13.0%
Technical accounting limit (including for capital grants)	200	132	68	✓	34.0%
Total revenue expenditure	149,947	144,492	5,455³⁶		3.6%

Administration costs (within overall revenue limits above)

Total administration costs	1,765	1,566	199	✓	11.3%
-----------------------------------	--------------	--------------	------------	---	--------------

Capital limit

Capital expenditure contained within our Capital Resource Limit (CRL)	365	331	34	✓	9.3%
--	------------	------------	-----------	---	-------------

³³ Historic Continuing Healthcare claims administered on behalf of CCGs included in 'other'.

³⁴ The underspend in 2020/21 includes £2,567 million relating to specific ringfenced budgets included in DHSC's financial directions to NHS England with these amounts not available to support general spending.

³⁵ 2019/20 actual expenditure is £360 million lower than in the 2019/20 financial statements to reflect the impact of additional direct COVID-19 spend that did not score against RDEL mandate reporting in line with the ministerial direction issued by DHSC for 2019/20.

³⁶ The underspend in 2020/21 includes £2,567 million relating to specific ringfenced budgets included in DHSC's financial directions to NHS England with these amounts not available to support general spending.

Allocations

2020/21 has been an extraordinary year for NHS finances, with significant changes to the financial regime made in-year to help the NHS respond to the COVID-19 pandemic. To support the NHS's response to COVID-19, we suspended the annual planning round for 2020/21 in March 2020 and implemented a revised funding regime, initially for the first six months of the year to 30 September 2020 and then an adapted regime for the final six months to 31 March 2021. The continuation of a revised regime and changes in-year have been driven by the continued impact of COVID-19.

All of this was supported through an additional £20.0 billion of COVID-19 revenue funding, which meant our total revenue resource limit for 2020/21 was £149.5 billion. £18.0 billion of the additional COVID-19 funding was provided by HM Treasury directly as set out in the Supplementary Estimates and the remainder was provided by DHSC from its existing COVID-19 budgets (Test and Trace, PPE, vaccines, etc). The revised regime for the first six months of the year to 30 September 2020 comprised:

- Commissioners were asked to establish block contracts with NHS trusts and foundation trusts to stabilise monthly income.
- A top-up mechanism was introduced to fund providers for the difference between their net cost base (being expenditure net of non-NHS income sources) and their block contract income. The mechanism had two parts:
 - projected top-up – a payment made in advance to fund providers for their expected winter level of net expenditure
 - a retrospective top-up – a payment/adjustment after month end to true up for actual spending in the month.
- NHS trusts and foundation trusts were asked to suspend invoicing for non-contract activity, as funding for this was covered separately (as part of the top-up mechanism).

For the second half of 2020/21, the financial framework was amended to remove the retrospective top-up element and introduce fixed system-level funding envelopes. The regime comprised:

- continuation of adjusted CCG allocations and block contract arrangements between commissioners and NHS trusts and foundation trusts
- funding to support delivery of a system breakeven position – consistent with the principles of the projected top-up in the first half of the year
- additional funding to support underlying growth in the cost base, linked to allocations growth of CCGs in the system
- funding for directly commissioned services
- additional funding to support systems to meet COVID-19 demand and the additional costs of delivering healthcare during the pandemic
- nationally funded or reimbursed system funding for specific COVID-19 services, including PPE, Nightingale Hospitals, vaccination programme, enhanced discharge programme and independent sector contract.

Financial priorities for 2021/22

Our priorities must be continuing to make sure that the frontline of the NHS has the resources it needs to respond to the pandemic while treating as many patients who are waiting for elective care as we can. We must also recognise the continuing efforts of NHS staff and ensure that people are able to take a proper break. This must be done in the longer-term context of returning to a sustainable financial footing.

We will be working with ICSs to:

- ensure we have the physical and workforce capacity to manage COVID-19 into the longer term
- deliver the multi-year New Hospital Programme and invest in our estate
- use the additional resources we have been provided with to invest in reducing the number of people waiting for elective procedures and continue to increase our investment in mental health services
- learn from the beneficial changes and innovations in care delivery that have come out of the pandemic and spread best practice, and thinking about how we can use the power of digital technology to transform services
- continue the journey towards greater system working and integrated care budgets
- maintain spending controls and deliver care as efficiently as we can in the context of ongoing operational constraints.



Julian Kelly

Chief Financial Officer of NHS England and NHS Improvement

Accountability Report

Amanda Pritchard
Accounting Officer

28 January 2022

The Accountability Report sets out how we meet key accountability requirements to Parliament and comprises three key sections:

The Corporate Governance Report

This sets out how we have governed the organisation during 2020/21, including membership and organisation of our governance structures and how they support achievement of our objectives. The Corporate Governance Report includes the Directors' Report, the Statement of Accounting Officer's responsibilities and the governance statement, and starts from page 55.

The Remuneration and Staff Report

The Remuneration and Staff Report sets out our remuneration policies for non-executive directors and executive directors and how these policies have been implemented for the reporting period, including salary information and pension liabilities. It also provides further detail on remuneration and staff and starts from page 102.

The Parliamentary Accountability and Audit Report

The Parliamentary Accountability and Audit Report brings together key information to support accountability to Parliament, including a summary of fees and charges, contingent liabilities and the Certificate and Report of the Comptroller and Auditor General to the House of Commons. The report starts from page 129.

Corporate Governance Report

Directors' Report

The Board is the senior decision-making structure for NHS England. It has reserved key decisions and matters for its own decision, including strategic direction, overseeing delivery of the agreed strategy, the approach to risk, and establishing the culture and values of the organisation.

Key responsibilities to support its strategic leadership to the organisation include:

- approving the business plan and monitoring performance against it
- holding the organisation to account for performance and the proper running of the organisation (including operating in accordance with legal and governance requirements)
- determining which decisions it will make and which it will delegate to the Executive via the Scheme of Delegation
- ensuring high standards of corporate governance and personal conduct
- providing effective financial stewardship
- promoting effective dialogue between NHS England and NHS Improvement, government departments, other arm's length bodies (ALBs), partners, CCGs, providers of healthcare and communities served by the commissioning system.

The Board

The composition of the Board is essential to its success in providing strong and effective leadership. NHS England's Board members bring a wide range of experience, skills and perspectives to the Board. They have strong leadership experience and together set the strategic direction of the organisation and ensure there is robust and open debate during Board deliberations.

The Board is comprised of the Chair, at least five non-executive directors and five executive directors. The number of executive directors on the Board must not exceed the number of non-executive directors.

During the year, the Board reviewed the Board governance framework introduced in April 2019 to support the model of joint working with NHS Improvement, involving shared national directors and functions and integrated regional teams. The review resulted in some changes to the framework to improve the two Boards' oversight of both organisations, while also fulfilling their separate duties, including the delivery of ICSs and the NHS Long Term Plan. The changes made included the establishment of a time-limited Board committee, the COVID-19 National Incident Response Board, on 1 April 2020 to manage NHS England's and NHS Improvement's response to the COVID-19 incident. Further information on the Board governance framework can be found from page 59.

Board members

Directors who served on the NHS England Board during the year, along with their attendance at Board meetings, are listed in the table below. Biographical details may be viewed on our website.³⁷

During the year, the Secretary of State for Health and Social Care approved the appointments of Michael Coupe, Rakesh Kapoor, Susan Kilsby and Jeremy Townsend, the transfer of Professor Sir Munir Pirmohamed's non-executive directorship to NHS Improvement and the transfer of Laura Wade-Gery's non-executive directorship to NHS England. Joanne Shaw stepped down from the Board at the end of September 2020 and Noel Gordon on 31 March 2021.

Members	Role	Term ends/notes	Number of eligible Board meetings attended
Lord David Prior	Chair	31 October 2022	7/7
David Roberts CBE	Vice Chair and Senior Independent Director	Left on 30 June 2021	7/7
Michael Coupe ³⁸	Senior Independent Director	31 December 2023	2/2
Prof Lord Ara Darzi of Denham ³⁹	Non-Executive Director	31 March 2022	6/7
Rakesh Kapoor ⁴⁰	Non-Executive Director	31 December 2023	2/2
Susan Kilsby ⁴¹	Non-Executive Director	30 December 2023	2/2
Jeremy Townsend ⁴²	Non-Executive Director	31 September 2023	2/3
Laura Wade-Gery ⁴³	Non-Executive Director	31 July 2023	3/3
Sir Simon Stevens	Chief Executive	Left on 31 July 2021	7/7
Amanda Pritchard ⁴⁴	Chief Operating Officer		7/7
Julian Kelly CB	Chief Financial Officer		6/7
Ruth May	Chief Nursing Officer		6/7
Prof Stephen Powis	National Medical Director		7/7
Ian Dodge	National Director of Primary Care, Community Services and Strategy (non-voting)		7/7
Emily Lawson	Chief Commercial Officer (non-voting)	Left on 19 July 2021	7/7
Former members	Role		
Noel Gordon	Non-Executive Director	Left on 31 March 2021	7/7
Joanne Shaw	Non-Executive Director	Left on 30 September 2020	5/5
Prof Sir Munir Pirmohamed ⁴⁵	Non-Executive Director	Left on 6 November 2020	4/4

³⁷ <https://www.england.nhs.uk/about/board/nhs-england-board/members/>

³⁸ Michael Coupe joined the Board on 1 January 2021 and took over as the Senior Independent Director on 1 July 2021.

³⁹ Professor Lord Ara Darzi of Denham's directorship was transferred from NHS Improvement to NHS England on 1 April 2020.

⁴⁰ Rakesh Kapoor joined the Board on 1 January 2021. His directorship was temporarily transferred to NHS Improvement from 1 May 2021 to 31 March 2022.

⁴¹ Susan Kilsby joined the Board on 1 January 2021.

⁴² Jeremy Townsend joined the Board on 1 October 2020.

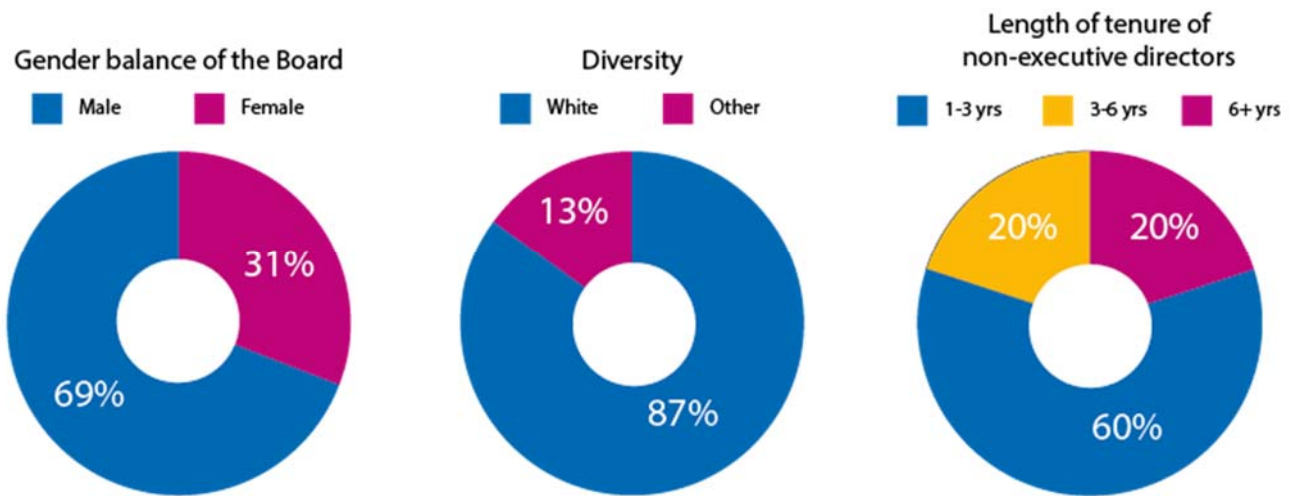
⁴³ Laura Wade-Gery's directorship was transferred from NHS Improvement to NHS England on 6 November 2020.

⁴⁴ Amanda Pritchard was appointed Chief Executive from 1 August 2021.

⁴⁵ Professor Sir Munir Pirmohamed's directorship was transferred from NHS England to NHS Improvement on 6 November 2020.

Board diversity

The chart below shows the composition of the Board members by gender, diversity and tenure as of 31 March 2021.



Appointments

The Chair and non-executive directors are appointed by the Secretary of State for Health and Social Care and executive directors are appointed by the non-executive directors. The appointment of the Chief Executive is subject to the Secretary of State for Health and Social Care's consent.

On 1 April 2020 Lord Ara Darzi's non-executive directorship was transferred from NHS Improvement to NHS England. Laura Wade-Gery's non-executive directorship was transferred to NHS England from NHS Improvement on 6 November 2020. On the same day, Professor Sir Munir Pirmohamed's non-executive directorship was transferred to NHS Improvement. This was to enable Laura Wade-Gery to lead NHS Digital as its chair while ensuring her contribution to the NHS England and NHS Improvement Boards continued. All their appointments will continue until their original appointment term would have ended. On 1 October 2020 Jeremy Townsend was appointed as non-executive director and Michael Coupe, Rakesh Kapoor and Susan Kilsby joined the Board as non-executive directors on 1 January 2021.

The governance structure

Although the organisations operate as one, under the current statutory framework NHS England and NHS Improvement cannot legally have one joint board or joint board committees. Each organisation retains its given statutory functions and NHS England cannot delegate its functions to NHS Improvement, and vice versa. The joint NHS England and NHS Improvement Board governance framework in place reflects this but was refined during the year to strengthen the joint oversight and assurance of the organisations while enabling the Boards to retain their own board and board committees. The Boards and the Board committees continue to operate and meet in common allowing the organisations to meet together, have joint discussions while having separate membership and taking their own decisions. There are established procedures in place for dealing with any situations in which a director may find they have a direct or indirect functional, operational or personal interest that conflicts with that of either organisation. Further detail on the Separation of Functions and Conflicts of Interest policy can be found on page 72.

The Board committee structure seeks to align with the organisation's long-term strategic approach and is underpinned by a clear division of responsibilities and accountabilities. In June 2020, the Boards agreed to streamline the governance framework and reduce the number of Board committees to five, in addition to the time-limited COVID-19 National Incident Response Board. The changes included the disbandment of the Delivery, Quality and Performance Committees and Strategy Committees, merger of the Remuneration and People Committees to form the new People, Remuneration and Nominations Committees and replacement of the NHS England Statutory Committee and the NHS Improvement and Provider Oversight Committee with a new System Oversight Committee.

Due to the COVID-19 pandemic, establishment of the System Oversight Committee was delayed and the duties delegated to the NHS England Statutory Committee reverted to the NHS England Board, and the NHS Improvement Provider Oversight Committee was retained and continued to exercise its functions, duties and powers during 2020/21.

An overview of the Board and Executive Committee framework is shown on the next page and individual Board committee reports can be found on pages 64 to 72. A report detailing the business considered by the Board committees is provided to each Board meeting and the terms of reference for each committee are on our website.

NHS England Board governance framework and committees




Committees operating as a committee-in-common with NHS Improvement

Audit and Risk Assurance Committee	People, Remuneration and Nominations Committee	Digital Committee	Quality and Innovation Committee	COVID-19 National Incident Response Board
------------------------------------	--	-------------------	----------------------------------	---

Main responsibilities

<ul style="list-style-type: none"> • Provide an independent and objective view of internal control, governance and risk management including overview of internal and external audit services, governance, risk management, counter fraud and financial reporting. 	<ul style="list-style-type: none"> • Oversee the delivery of the overall people strategy for the NHS. • Oversee the implementation of key provisions in the NHS People Plan. • Approve the framework and policy for executives for submission to DHSC. • Approve individual executive remuneration packages. • Approves employee policies. • Review employee engagement initiatives. 	<ul style="list-style-type: none"> • Ensure effective delivery of the digital commitment of the NHS Long Term Plan. • Ensure alignment of technology initiatives and spend across the system to ensure they are focused on commitments of the NHS Long Term Plan. 	<ul style="list-style-type: none"> • Determine whether the NHS is maintaining and improving the quality of patient care and health outcomes within the context of delivering the NHS Long Term Plan. • Oversee implementation of innovation strategies. 	<ul style="list-style-type: none"> • Oversee the organisation's response to the COVID-19 incident and EU Exit Programme. • Oversee NHS operational delivery and performance in relation to incident recovery in light of the commitments publicly set out in the NHS Long Term Plan and the NHS People Plan.
---	--	---	---	--



Executive HR Group

**Joint Finance Advisory Group
(NHS Improvement and NHS England)**

The group has no executive responsibility and has been formed to ensure that both organisations are working from a common understanding of the financial targets and financial performance of the entire health system.

NHS Executive Group

The NHS Executive Group includes the corporate and regional directors of each of the directorates of the joint organisation. The group is chaired by the Chief Executive of NHS England and advises on the development and implementation of national policies and programmes, NHS performance and performance of the joint organisation, and any other matters that require executive-level oversight. The group is supported by several other management groups and processes.

Key Board roles and responsibilities

Lord David Prior, as the Chair, is responsible for the leadership and effectiveness of the Board. He ensures that new board members receive a tailored induction suited to each director's existing knowledge and experience and works with the chair of NHS Improvement and the Head of Board Governance (which is a joint role) to agree joint board training and development sessions.

Throughout the reporting period, Sir Simon Stevens, as the Chief Executive of NHS England, was responsible for providing strategic leadership and for the implementation of the agreed strategy and objectives. As the Chief Executive, Sir Simon was also the Accounting Officer responsible for ensuring that public funds are properly safeguarded and are used in line with NHS England's functions and responsibilities as set out in HM Treasury guidance Managing Public Money. David Roberts CBE was the Vice Chair and the Senior Independent Director, a role that Mike Coupe took over when David Roberts stepped down from the Board on 30 June 2021.

Their key areas of responsibility are:

Chair

Responsible for the leadership and effectiveness of the Board. This involves encouraging a culture of openness and debate to allow the Board to both challenge and support management. The Chair is also responsible for the Board governance, Board performance and stakeholder engagement.

Chief Executive

Responsible for the day-to-day leadership of the organisation and the delivery of the strategy. The Chief Executive is supported by their senior leadership team and together they are responsible for the implementation and execution of NHS England's and NHS Improvement's strategy.

Senior Independent Director

In addition to the role of non-executive board member, the Senior Independent Director acts as confidante to the Chair and an intermediary for other Board members. The senior independent director also performs the annual evaluation of the Chair's performance.

Non-executive directors

Support executive management, while providing constructive challenge and rigour, and bring sound judgement and objectivity to the Board's decision-making process. Monitor the delivery of strategy within governance framework as set by the Board. Their independence is reviewed annually, and all make monthly declarations of interest. All non-executive directors are considered to be independent.

Executive directors

Executive directors support the Chief Executive in leading the organisation to deliver its strategic objectives.

Board activity and administration

The Board meets in common with the NHS Improvement Board and there were six scheduled Board meetings in common during the year. Each had a public and a private session. Members of the public can observe the public sessions, which are available to watch live, or after the event, on our website. The agenda, papers and minutes for the public sessions are also published on our website. In addition, the Boards met once in private and there were a number of Board calls where the non-executive directors were updated on the organisations' response to the COVID-19 pandemic.

Board meetings are generally pre-scheduled on a rolling basis. There are also regular meetings between the Chair and the non-executive directors and between the Chief Executive and the non-executive directors to allow discussions about the effectiveness of the Board and general matters and views to be shared.

Key items considered by the NHS England and NHS Improvement Boards during the year were:⁴⁶

Strategy:

- development of the COVID-19 Vaccination Deployment Programme
- NHS Recovery Programme
- endorsement of work to support the NHS to embed and accelerate clinical innovations that had arisen in response to COVID-19
- approval of the publication of the NHS People Plan
- development of ICSs
- NHS England and NHS Improvement Operating Model
- work to address quality of care and patient safety issues considered, including work to address the issues identified in the Independent Medicines and Medical Devices Safety Review and actions in response to the Shrewsbury and Telford Hospital NHS Trust independent maternity review
- approval of the recommendations in Professor Sir Mike Richards' report: Diagnostics: Recovery and Renewal
- the review of the digital, data and technology landscape across the NHS considered
- support for the ambitions for delivering a 'Net Zero' NHS
- approval of the financial framework as it evolved through 2020/21
- approval of the approach to oversight of NHS providers and commissioners for 2020/21 and the consultation on the System Oversight Framework for 2021/22
- approval of applications for a number of CCG mergers
- approval of recommendations for discretionary investment in specialised services 2020/21.

⁴⁶ Where applicable the individual boards have made the decisions.

Performance:

- the organisation's response to COVID-19 and the associated recovery and restoration of NHS services
- the COVID-19 Vaccination Deployment Programme
- operational, quality and financial performance of NHS providers and the commissioning sector
- approval of the statutory annual performance assessment of each CCG for 2020/21.

Leadership and people:

- update on work to ensure the NHS is inclusive, diverse and a good place to work, including the work programme for addressing the impact of COVID-19 on BAME staff and health inequalities
- NHS England's and NHS Improvement's ways of working considered
- endorsement of the staff health and wellbeing offer for all NHS staff
- approval of the 2020/21 Slavery and Human Trafficking statement.

Governance and risk:

- approval of changes to the Board governance framework and terms of reference for the Board committees, including the establishment of the COVID-19 National Incident Response Board
- approval of a revised Joint Corporate Risk Register (JCRR)
- received regular EU exit updates.

Prior to the submission to DHSC and HM Treasury, the Board approved the following business case:

- University Hospitals of Leicester NHS Trust Reconfiguration of Acute and Maternity Services (Better Care Together).

Review of board effectiveness and performance evaluation

In line with best practice, an evaluation of the Board's and its committees' effectiveness should be conducted annually. An informal review of the effectiveness of the Board and the committees was carried out in early 2020 and this was then supported by a formal internal governance review carried out by the internal auditors, Deloitte, in May 2020. The findings from both reviews resulted in a number of changes to the governance structure which were agreed by the Boards in June 2020. Details of these changes can be found on page 58.

This year, Board members completed a Board and Board committee evaluation questionnaire, the result of which has been fed into a larger piece of work on board governance led by the current Senior Independent Director for NHS England, Mike Coupe. The outcome of this review will be considered, and actions taken forward as part of the work programme for the coming year.

It is recognised that the Chair's effectiveness is also vital to the operation and effectiveness of the Board. Accordingly, led by the Senior Independent Director in place at the time, David Roberts CBE an evaluation of Lord David Prior's effectiveness was carried out. Each non-executive director was consulted for feedback on Lord Prior's performance during the year. The outcome of this evaluation, which was reported back to the Board, confirmed that Lord Prior effectively led the Board during a difficult and challenging period for the organisation and the wider NHS, including the onset and ongoing impacts of the pandemic and the change of Chief Executive. He reset governance appropriate for the times, ensured the Board were engaged and informed, supported management, and was a calm and reassuring presence throughout. The evaluation identified a small number of areas of focus going forward, including building an effective and supportive relationship with the new Chief Executive and partner organisations and planning for the proposed dissolution of the NHS Improvement Board and changes to the NHS England Board.

Board committees

COVID-19 National Incident Response Board

Role of the committee

On 1 April 2020 NHS England's and NHS Improvement Boards each established a time-limited⁴⁷ (for the duration of the COVID-19 incident) Board committee, the COVID-19 National Incident Response Board (the COVID-19 Board). The COVID-19 Board is responsible for the strategic direction and providing oversight of NHS England's and NHS Improvement's response to the COVID-19 incident.

Committee members

The COVID-19 Board met an average of three times per week during 2020/21, with members attending most of these meetings.

Members	Comment
Amanda Pritchard (Chair)	Chief Operating Officer
Julian Kelly CB (Deputy Chair)	Chief Financial Officer
Prof Stephen Powis (Deputy Chair)	National Medical Director
Dr Jonathan Berger	Interim Chief Medical Officer, NHS Digital
Ian Dodge	National Director of Primary Care, Community Services and Strategy
Simon Enright	Director of Communications
Matthew Gould	National Director Digital Transformation and Chief Executive, NHSX
Stephen Groves	Director of EPRR (National)
Prerana Issar	Chief People Officer
Dr Nikita Kanani	Medical Director for Primary Care
Dr Emily Lawson	Chief Commercial Officer
Ruth May	Chief Nursing Officer
Claire Murdoch	National Director Mental Health
Pauline Philip	National Director Emergency and Elective Care
Prof Keith Willett	Strategic Incident Director
Seven regional representatives	Rotational between regional directors and their senior teams

Attendees

In addition, the Director General, DHSC and the Deputy Director, National Infection Service, PHE were invited to attend these meetings to support delivery of the government's cross-departmental strategy and approach to COVID-19.

⁴⁷The COVID-19 National Incident Response Board was established for an initial term of 1 April to 31 September 2020. On 1 October 2020, the Boards approved an extension to its operation from 1 October 2020 to 31 March 2021 to continue to oversee the NHS's operational response to COVID-19.

Principal activities during the year

The COVID-19 Board oversaw NHS England's and NHS Improvement's response to the COVID-19 incident and NHS operational delivery and performance in relation to incident recovery. To support this, the COVID-19 Board operated as the key oversight and assurance forum for the work carried out through the following NHS England and NHS Improvement COVID-19 incident response cells:

- Safe Hospital and Urgent and Emergency Care Services
- Out of Hospital
- Flu Vaccine Delivery and Screening
- COVID-19 Vaccine Delivery
- NHS Workforce Capacity Building
- Supply Chain and Physical Capacity
- Nightingale Hospitals
- Testing
- Infection Prevention and Control
- Mental Health, Learning Disability and Autism
- Data Analytics and Reporting
- Clinical Safety
- Communications
- Finance
- Digital/NHSX
- Improvement
- Health Inequalities.

Audit and Risk Assurance Committee (ARAC)

Role of the committee

The committee's primary role is to assist the Board in fulfilling its oversight responsibilities in relation to financial reporting, systems of internal control and risk management processes. This includes an overview of the quality and integrity of NHS England's and NHS Improvement's financial reporting and the management of the internal and external audit services.

The committee meets in common with NHS Improvement's ARAC.

Committee members

The committee met six times and the following table details the membership and the number of meetings attended by each member during the year:

Members	Number of eligible meetings attended	Comment
Jeremy Townsend	3/3	From 1 October 2020. Chair from 25 February 2021
Susan Kilsby	2/2	From 9 March 2021
Gerry Murphy	6/6	Non-executive Chair of DHSC's Audit Committee (non-voting member)
Former members		
Noel Gordon	3/3	From 16 September 2020. Interim Chair 1 October 2020 to 25 February 2021
Joanne Shaw	3/3	Chair to 30 September 2020
Prof Sir Munir Pirmohamed ⁴⁸	2/3	Left on 5 November 2020

Joanne Shaw was the Chair of the committee to 30 September 2020, with Noel Gordon acting as Interim Chair for the period 1 October 2020 to 24 February 2021. Jeremy Townsend, who is a qualified accountant and has considerable experience in chairing audit committees in other organisations, was appointed Chair from 25 February 2021. Good governance provides that an audit and risk committee should consist of three independent non-executive directors. As the committee meets in common with NHS Improvement's committee, the majority of items considered are joint NHS England and NHS Improvement business and together there are four non-executive directors involved in deliberations, and it was agreed and supported by the internal auditors, that the committee should comprise of two non-executive directors. This is a time-limited arrangement pending legislative changes to the organisations.

As a committee there is a good balance of skills and knowledge covering accountancy and finance (both public and private), audit committee best practice and clinical services. The Board is therefore satisfied that the members possess the financial knowledge and commercial experience to carry out the committee's duties.

⁴⁸ Professor Sir Munir Pirmohamed's directorship was transferred from NHE England to NHS Improvement on 6 November 2020.

Attendees

Additional attendees are invited to attend meetings to assist with committee business. For 2020/21 these included, among others, the Chief Executive Officer, the Chief Financial Officer, the Chief Operating Officer, the Director of Governance and Legal, the Director of Financial Control as well as representatives from the external auditors the National Audit Office (NAO), the internal auditors Deloitte LLP and DHSC. The committee is able to meet with the internal and external auditors without management when required and the auditors have full access to the organisations.

Principal activities during the year

As part of ensuring the integrity of the organisation's financial statements, systems of internal control and risk management processes, the committee:

- considered management of risk through COVID-19 incident and recovery
- considered the COVID-19 financial governance arrangements and commercial activity related to COVID-19 business cases
- approved the internal audit plan and considered regular progress reports from the internal auditors
- reviewed NHS England's and NHS Improvement's JCRR
- approved review changes in accounting policies and areas of significant estimation or judgement
- assessed the integrity of NHS England's financial reporting
- approved NHS England's 2019/20 Annual Report and Accounts
- received updates on delivery of the objectives set out in the Economic Crime Strategy – Tackling Fraud Bribery and Corruption
- approved Governance Manual Changes for 2020/21, including approval of the joint NHS England and NHS Improvement Standing Financial Instructions (SFIs).

Internal audit

The internal auditor, Deloitte LLP, plays an important part in supporting the assurance role of both the NHS England and NHS Improvement committees.

At the start of each financial year the committee approves an annual plan of internal audit activity, which is structured to align with key strategic priorities and key risks and is developed with input from management. At each meeting the committee receives an independent assurance from the internal auditor and reviews the result of that work together with management's progress in strengthening and enhancing internal controls where areas for improvement have been identified. The committee works closely with the Head of Internal Audit and their teams who have full access to the organisation.

Financial reporting

As part of ensuring the integrity of the organisation's financial statements the committee received regular updates on accounting matters, disclosures and judgements and reviewed management's approach to managing any issues and risks. It also received regular progress updates from the external auditors, the NAO, on the audit of the financial statements.

Digital Committee

Role of the committee

The committee's role is to provide advice and, where appropriate, make recommendations on strategic implications of technology within the context of the NHS Long Term Plan, and to ensure effective delivery of digital commitments and alignment of technology initiatives and spend across the system to focus on those commitments in the NHS Long Term Plan. The committee is also responsible for providing assurance on the operating model and governance of digital implementation within the remit of NHS England, NHS Improvement, NHS Digital and other ALBs.

The committee meets in common with NHS Improvement's Digital Committee.

Committee members

The committee met three times and the following table details the membership and the number of meetings attended by each member during the year:

Members	Number of eligible meetings attended	Comment
Laura Wade-Gery (Chair) ⁴⁹	2/2	From 6 November 2020
Lord David Prior	3/3	Chair of NHS England
Michael Coupe	1/1	From 9 March 2021
Rakesh Kapoor	1/1	From 9 March 2021
Simon Eccles	3/3	Chief Clinical Information Officer
Matthew Gould	3/3	National Director Digital Transformation and Chief Executive, NHSX
Hugh McCaughey	3/3	National Director of Improvement
Amanda Pritchard	2/3	
Former members		
Noel Gordon	2/2	Chair to 8 March 2021

Attendees

Additional attendees are invited to attend meetings to assist with committee business. For 2020/21 these included, among others, the Chief Executive of NHS Digital and non-executive directors of NHS Digital and NHS Resolution.

Principal activities during the year

Considerable time was spent during the year to consider the model for digital transformation, the digital transformation programme portfolio, and an update on a number of associated transformation programmes.

⁴⁹ Laura Wade-Gery's directorship was transferred from NHS Improvement to NHS England on 6 November 2020.

Other reports to the committee included:

- the digital and technology priorities, governance and spending to support the COVID-19 response
- updates on the review of the digital, data and technology landscape across the NHS
- operating model for digitally-enabled transformation in ICSs.

NHSX

NHSX is responsible for providing digital and technology input to the implementation plan for the NHS Long Term Plan, the NHS People Plan and 2020/21 financial prioritisation. The committee received regular updates from the National Director Digital Transformation (also the Chief Executive of NHSX) including updates on NHSX's portfolio prioritisation process.

People, Remuneration and Nominations Committee

Role of the committee

The committee's role is to set an overall people strategy and oversee the delivery of the NHS People Plan, and provide the Board with assurance and oversight of all aspects of strategic people management and organisational development. The committee is also responsible for people and organisational development policies and ways of working designed to ensure the workforce of NHS England is appropriately engaged and motivated, including workforce engagement. The committee also reviews the organisation's gender pay gap and ensures that NHS England and NHS Improvement develop policies and actions to reduce this, and reviews progress in increasing BAME representation at senior levels within the organisation and initiatives relating to diversity and inclusion.

The committee ensures that NHS England and NHS Improvement have a single formal, robust and transparent remuneration policy that is in line with DHSC's Executive and Senior Manager Pay Framework for Arm's Length Bodies (DHSC's pay framework). The committee considers and approves remuneration, benefits and terms of service for senior executives covered by DHSC's pay framework before submission to DHSC for approval. The committee's role also involves employee remuneration and engagement matters.

The committee meets in common with NHS Improvement's People, Remuneration and Nominations Committee, delegates certain functions to the Executive HR Group and receives regular reports from this group on cases considered and approved.

Committee members

The committee met three times and the following table details the membership and the number of meetings attended by each member during the year:

Members	Number of eligible meetings attended	Comment
David Roberts CBE (Chair)	3/3	Left on 30 June 2021
Lord David Prior	3/3	
Laura Wade-Gery ⁵⁰	2/3	Joined on 6 November 2020
Michael Coupe	0/0	From 9 March 2021
Former members		
Noel Gordon	0/3	To 8 March 2021

Committee attendees

Additional attendees are invited to attend meetings to assist with committee business. For 2020/21 these included the Chief People Officer and Director of Human Resources and Organisation Development.

Principal activities during the year

Reports considered by the committee included:

- considered new ways of working and learnings from the COVID-19 response
- reviewed the NHS England and NHS Improvement staff survey and check-in surveys during the COVID-19 incident
- considered NHS England's and NHS Improvement's Diversity and Inclusion Strategy and Culture Change Plan, including the approach to diversity and inclusion through COVID-19 and accelerating action and change in NHS England and NHS Improvement
- reviewed the NHS People Plan and NHS People Promise and received regular updates on implementation
- approved, in line with DHSC recommendation, annual salary increases for executive senior managers (ESMs) and medical colleagues on local pay arrangements
- approved the publication of the NHS England and NHS Improvement gender and ethnicity pay gap reports
- considered the approach to succession planning and talent management for NHS England and NHS Improvement staff.

⁵⁰ Laura Wade-Gery's directorship transferred from NHS Improvement to NHS England on 6 November 2020.

Quality and Innovation Committee

Role of the committee

This committee's primary role is to assist the Board in ensuring that areas concerning patient safety, the quality of care provided to patients and patient experience are improving and developing to meet the needs of patients in England. In doing so the committees will ensure strategies are continually improving quality, safety and experience of care.

The committee meets in common with NHS Improvement's Quality and Innovation Committee.

Committee members

The committee met five times and the following table details the membership and the number of meetings attended by each member during the year:

Members	Number of eligible meetings attended	Comment
Prof Lord Ara Darzi of Denham (Chair)	5/5	
Rakesh Kapoor	2/2	From 9 March 2021
Michael Coupe	3/3	From 9 March 2021
Prof Stephen Powis	5/5	
Ruth May	5/5	
Aidan Fowler ⁵¹	1/2	National Director of Patient Safety from 9 March 2021
Previous member		
Prof Sir Munir Pirmohamed ⁵²	1/1	To 5 November 2020

Committee attendees

Additional attendees are invited to attend meetings to assist with committee business. For 2020/21 these included the Director of Clinical Policy, Quality and Operations and Head of Quality Strategy.

Quality of patient care

A large part of the committee's remit is to monitor and determine whether the NHS is maintaining and improving the quality of patient care and health outcomes within the context of delivering the NHS Long Term Plan. In doing this the committee has:

- considered the impact and lessons learned from the COVID-19 pandemic
- considered quality oversight and governance updates, both internally and cross-system
- considered proposals for strategic oversight of NHS quality issues and performance
- considered updates on the implementation of the NHS Patient Safety Strategy and related systems

⁵¹ Aidan Fowler attended in total four of five meetings, some of which he attended as a formal member.

⁵² Professor Sir Munir Pirmohamed's directorship was transferred to NHS Improvement on 6 November 2020.

- considered updates on the Maternity Transformation Programme and governance and oversight arrangements for maternity services
- considered lessons and actions from independent reviews into maternity services
- approved the report on transforming pharmacy aseptic services in England for submission to DHSC
- considered the Gender Identity Development Service: Prescribing Gonadotrophin Releasing Hormone Analogues to Children Under 16 Years
- considered structures and services relating to specialised commissioning.

Other items considered include:

- regular updates from the Executive Quality Group (EQG) and National Quality Board
- patient experience.

Board disclosures

Functions in the joint working arrangements – separation and conflict of interest

NHS England and NHS Improvement’s joint working arrangements involve the exercise of statutory functions of the organisation’s constituent bodies in an aligned way under a single operating model. Directorates and teams within the new structure may be performing both NHS England and NHS Improvement functions. NHS England, Monitor and NHS TDA however remain separate bodies with distinct statutory roles and responsibilities. In some cases, the functions and decision-making of those bodies must remain independent and separate, to ensure compliance with the bodies’ respective statutory functions and/or to avoid inherent conflicts of interest that would arise if the functions were exercised by the same part of the organisation (‘functional conflicts’). In addition, even where a standing separation of functions is not required, the exercise of different functions by the same directorate or team may give rise to an actual or potential conflict in an individual case (‘operational conflicts’).

NHS England and NHS Improvement must ensure the effective discharge of their respective statutory functions in accordance with public law principles and be able to identify and manage the risk of conflict (real or perceived) appropriately and transparently. To manage this the bodies have a Separation of Functions and Conflicts of Interest policy which provides guidance for staff on managing functional and operational conflicts. This policy is not concerned with the declaration and management of personal interests held by individuals. Such conflicts should continue to be dealt with in accordance with the Standards of Business Conduct policy which applies to the NHS as a whole.

Register of Board members interests

Personal interests held by Board and committee members is managed by the NHS England Standing Orders, NHS Improvement Rules of Procedure and the joint Standards of Business Conduct policy. The organisation also maintains a register of members interests to ensure that potential conflicts of interests can be identified and addressed before Board and committee

discussions. Board members and executives are also required at the commencement of each Board and committee meeting to declare any personal interest they might have in any business on the agenda and abstain from relevant Board or committee discussion as required. Where potential conflicts arise, they are recorded in the Board and committee minutes along with any appropriate action to address them. Any interests declared are then recorded on the register and signed off by the Board and executives on a regular basis. A copy of the register of interest is available on our website.⁵³

Details of related party transactions, where NHS England has transacted with other organisations during the year to which a Board or an executive is connected, are set out in Note 17 from page 187.

Directors' third-party indemnity provisions

NHS England has appropriate directors' and officers' liability indemnification in place for legal action against, among others, its executive and non-executive directors. NHS England did not indemnify any director during 2020/21.

Human rights

NHS England and NHS Improvement support the government's objectives to eradicate modern slavery and human trafficking. A joint NHS England and NHS Improvement Slavery and Human Trafficking Statement for the financial year ending 31 March 2021 was published on our website⁵⁴ in 25 March 2021.

Our strategy on tackling fraud, bribery and corruption can be found on our website.⁵⁵

Disclosure of personal data-related incidents

NHS England and NHS Improvement follow the NHS Digital Data Security and Protection (DSP) incident reporting process guidance in the reporting of incidents. This is in line with data protection legislation following the introduction of the UK General Data Protection Regulation (GDPR).

The 'Guide to the Notification of Data Security and Protection Incidents' was released in September 2018. This sets out the reporting requirements for NHS organisations where a potential or an actual incident may lead to a personal data breach defined under the Data Protection Act 2018 and GDPR. The new scoring criteria references the circumstances where notification to the Information Commissioner's Office (ICO) may not be necessary and has resulted in a reduction in the number of incidents classified as notifiable.

As at 31 March 2021, a total of one notifiable incident had occurred relating to the loss of personal data. Incidents are logged and a full investigation is undertaken.

⁵³ <https://www.england.nhs.uk/publication/our-board-members-register-of-interests/>

⁵⁴ <https://www.england.nhs.uk/wp-content/uploads/2021/03/agenda-item-13.2-slavery-and-human-trafficking-statement.pdf>

⁵⁵ <https://www.england.nhs.uk/publication/tackling-fraud-bribery-and-corruption-economic-crime-strategy-2018-2021/>

Unless otherwise stated in the table below, remedial actions were implemented for all incidents and the ICO kept informed as appropriate.

Summary of incident	Organisation	Date of incident	Nature of incident	Number of individuals affected	How patients were informed	Lessons learned
Patient A's letter was sent in error to Patient B in an email dated 16/10/2020. The letter contained highly sensitive clinical information on the sexual health of Patient A.	NHS England	16/10/2020	Disclosed in error	2	Telephone and email	Revised data sharing and complaints procedures have been issued to staff and teams. Regular reminders regarding the importance of checking addressee and password protecting attachments.

Directors' responsibility statement

The Annual Report and Accounts have been reviewed in detail by NHS England's Audit and Risk Assurance Committee and Board. At each point it has been confirmed that the Annual Report and Accounts taken as a whole are considered to be fair, balanced and understandable. They provide the information necessary for NHS England's stakeholders to assess the business model, performance and strategy.

Events after year end

Dr Timothy Ferris stepped down as a Non-Executive Director for NHS Improvement on 9 May 2021 and took on the role of joint National Director of Transformation from 10 May 2021. To ensure the NHS Improvement Board is duly constituted, Rakesh Kapoor's non-executive directorship has been temporarily transferred from NHS England to NHS Improvement to 31 March 2022.

The Secretary of State for Health and Social Care also approved the extensions of Laura Wade-Gery's non-executive directorship to 31 July 2023 and Professor Lord Ara Darzi of Denham's non-executive directorship to 31 March 2022.

Sir Simon Stevens stepped down as Chief Executive of NHS England on 31 July 2021, and Amanda Pritchard was appointed to the role on 1 August 2021.

Statement of Accounting Officer's responsibilities

Under the National Health Service Act 2006 (as amended), the Secretary of State for Health and Social Care (with the consent of HM Treasury) has directed NHS England to prepare, for each financial year, a statement of accounts in the form and on the basis set out in the Accounts Direction. The accounts are prepared on an accruals basis and must give a true and fair view of the state of affairs of NHS England and of its income and expenditure, statement of financial position and cash flows for the financial year.

In preparing the accounts, the Accounting Officer is required to comply with the requirements of the Government Financial Reporting Manual (HM Treasury, December 2020)⁵⁶ and in particular to:

- observe the Accounts Direction issued by DHSC, including the relevant accounting and disclosure requirements, and apply suitable accounting policies on a consistent basis
- make judgements and estimates on a reasonable basis
- state whether applicable accounting standards, as set out in the Government Financial Reporting Manual, have been followed and disclose and explain any material departures in the financial statements
- prepare the financial statements on a going concern basis
- confirm that the Annual Report and Accounts are fair, balanced and understandable, and take personal responsibility for the Annual Report and Accounts and the judgements required for determining that they are fair, balanced and understandable.

The National Health Service Act 2006 (as amended) schedule A1 paragraph 15(4) states that the Chief Executive shall be the Accounting Officer of the National Health Service Commissioning Board (known as NHS England). The responsibilities of the Accounting Officer, including responsibilities for the propriety and regularity of the public finances for which the Accounting Officer is answerable, for keeping proper records and for safeguarding NHS England's assets, are set out in Managing Public Money (HM Treasury, July 2013, as amended May 2021).⁵⁷

As the Accounting Officer for NHS England from 1 August 2021, I have taken the steps that I ought to have taken to make myself aware of any relevant audit information and to establish that NHS England's auditors are aware of that information. So far as I am aware, there is no relevant audit information of which the auditors are unaware.

I confirm that there was adequate and sufficient handover from the previous Accounting Officer to provide me with the assurances required to make these statements.

⁵⁶ <https://www.gov.uk/government/publications/government-financial-reporting-manual-2020-21>

⁵⁷ <https://www.gov.uk/government/publications/managing-public-money>

Governance statement

This governance statement covers NHS England, its system leadership role for the NHS, directly commissioned health services and oversight and assurance of the commissioning system.

As Accounting Officer, I have responsibility for the system of internal controls supporting and enabling the achievement of NHS England's aims and objectives, while safeguarding the public funds and assets for which I am personally responsible in accordance with Managing Public Money and as set out in my Accounting Officer appointment letter. This includes assurance of a number of organisations which are part of the wider commissioning system, including those organisations hosted by NHS England. My responsibilities in relation to the assurance of CCGs are set out from page 86 of this report.

The government's mandate 2020/21

The government's 2020/21 mandate with NHS England and NHS Improvement sets out the expectations for NHS England and NHS Improvement to deliver objectives framed heavily in the context of the response to the COVID-19 pandemic.

The primary focus for the 2020/21 mandate was to support the government in managing the response to COVID-19 and to contribute to research and innovation in prevention and treatment, while ensuring that everyone affected by it receives the very best possible NHS treatment. Alongside this NHS England and NHS Improvement would seek to deliver progress on the NHS Long Term Plan and government priorities as far as possible within the context of the primary objective.

Governance arrangements and effectiveness

Governance framework

The Governance Manual brings together all key strands of governance and assurance including Standing Orders, Standing Financial Instructions (SFI), Scheme of Delegation, Standards of Business Conduct Policy, Joint Risk Management Framework and three lines of defence model. During 2019/20 work has been undertaken to harmonise the governance processes across NHS England and NHS Improvement wherever possible. Separate operating frameworks exist for each CSU.

Assessment against the Corporate Governance in Central Government Departments: Code of Good Practice 2017 compliance checklist

As part of implementing best practice, an assessment is undertaken each year against the Corporate Governance in Central Government Departments: Code of Good Practice 2017 (HM Treasury). NHS England is compliant against the provisions of the code, with the following exceptions:⁵⁸

Ref	Code provision	Exception
4.7	Through the Board Secretariat, the department provides the necessary resources for developing the knowledge and capabilities of Board members, including access to its operations and staff.	This responsibility is shared between the Chair, the Chief Executive's private office and Board Secretary.
4.11	The Board Secretary's responsibilities include: arranging induction and professional development of Board members.	This responsibility is shared between the Chair, Chief Executive's office and Board Secretary.
5.5	The Head of Internal Audit is periodically invited to attend Board meetings, where key issues are discussed relating to governance, risk management or control issues across the department and its ALBs.	The Head of Internal Audit routinely attends meetings of the ARAC.
5.9	The Board and Accounting Officer should be supported by an audit and risk assurance committee, comprising at least three members.	ARAC is comprised of at least two non-executive board members. The committee meets in common with NHS Improvement's ARAC and consequently there are in total more than three non-executive directors involved in deliberations. The majority of business considered by the Committee is joint NHS England/NHS Improvement business. In addition, this arrangement is pending legislative changes to the organisations.

⁵⁸ It should be noted that the following provisions in the code are not applicable to NHS England: Sections 1, 2.3, 2.11, 3.3a, 3.3b, 3.3c, 3.6e, 3.7, 3.8, 3.9, 3.14, 3.19, 4.9, 4.12, 4.13, 4.14, 5.7, 5.8 and 6.

Board arrangements

Information on our Board and its committees is set out from page 55.

NHS England's and NHS Improvement's joint operating model

Following the move to closer working in 2019/20 with the establishment of a single leadership model, the NHS England and NHS Improvement operating model has developed to reflect this and to describe how different parts of the NHS work together to deliver both nationally agreed and locally owned priorities to improve health and patient care. It reflects the nature of the NHS as a nationally funded, democratically accountable system with aligned governance and accountability structures, while also recognising partnerships with devolved local leadership. It describes national, regional and system accountabilities and how NHS England and NHS Improvement support delivery of improved health outcomes for patients and citizens locally.

The government's draft Health and Care Bill proposes several structural changes for the NHS, most notably creating ICSs as NHS statutory bodies and formally merging NHS England and NHS Improvement. These proposals build on many years of practical changes already made. Similarly, the NHS England and NHS Improvement operating model has been evolving over recent years to reflect this direction of travel and will continue to adapt as ICSs mature.

As ICSs mature, the balance of activities that take place nationally, in regions and in ICSs will shift in line with the principle of subsidiarity and accountability for delivery and will increasingly sit with systems, supported by NHS England and NHS Improvement. By working in a more integrated way at all levels we will deliver better outcomes for patients, better value for taxpayers and better job satisfaction for our staff.

Harris Review

The Harris Review recommended greater assurance at board and departmental level that all statutory functions in the health and social care landscape are being exercised appropriately. As part of the new operating model, a detailed register of these core statutory duties and powers has been and will continue to be updated. This provides clarity about the legislative requirements associated with each function, including any restrictions of delegation of those functions. Responsibility for each duty and power has been clearly allocated to a national director (or equivalent) and the register is regularly reviewed by the Director of Governance and Legal. The Board is cognisant that Monitor and NHS TDA remain separate legal entities with separate powers and functions.

Corporate assurance

The corporate assurance framework, set out below, provides for continuous and reliable assurance on organisational stewardship and the management of significant risks to organisational success and the delivery of improved, cost-effective, public services.

NHS England has continued to use the Three Lines of Defence model, illustrated on page 82. This provides the mechanism for employees to manage risk and control as well as provide assurance over the delivery of services.

Assurance activity	How does it add value?
Organisational change framework Guidelines for assessing and implementing major changes across the organisation.	The framework provides a consistent approach to thinking about the impact of organisational change, including on people, infrastructure, financial and legal issues.
Risk management framework Our approach to managing risk, including tools and methodologies for identifying, assessing, documenting and reporting risk.	The framework enables a consistent approach to be taken across the organisation, allowing identification of cross-directorate risks and challenges. It provides a mechanism for managers to identify risks with a route of escalation to those accountable.
SFIs, Scheme of Delegation and Standing Orders These documents protect both the organisation's interests and officers from possible accusation that they have acted less than properly.	Together, these documents ensure that our financial transactions, accountabilities and responsibilities are carried out in accordance with the law and government policy in order to achieve probity, accuracy, economy, efficiency and effectiveness.
Programme management framework The policies, tools, methodology and resources that provide an approach to managing, controlling and assuring the delivery of projects and programmes in the organisational portfolio.	Provides staff with a framework to manage, control and deliver projects and programmes. Provides the organisation with consistency of reporting and monitoring, confidence of delivery of outcomes to enable decision-making and better resource control.
Third-party assurance framework Guidelines for the assurance required for managing third-party contracts.	Ensures directorates responsible for major contracts assign a contract manager and put arrangements in place to monitor supplier performance. Obtains assurance over the services provided.
Corporate policy framework The methodology and approach for creating, maintaining and amending policies.	Provides an approach to help ensure policy documents are not developed in isolation, so they are balanced against the priorities of the organisation.

We work with the support of both our internal and external auditors to strengthen and embed our assurance framework. Each directorate and region has designated leads with responsibility for ensuring that risk management, implementation of internal audit actions and other key assurance activities are carried out and approved by the relevant senior director, including appropriate regular reporting and exception escalation processes. The leads link with the governance, audit and risk teams to provide increased focus, accountability and improved communication at operating level across the organisation.

During 2020/21, the corporate governance and compliance team have worked with teams across the organisation to embed controls and underpin processes including by:

- in line with the Standards of Business Conduct Policy ensuring that officers undertook Staff Declarations and Assurance Certifications despite the pressures on teams through responding to the COVID-19 pandemic
- targeted interventions with teams to ensure the timely completion of priority 1 actions arising from internal audit reviews.

Management assurance

Throughout 2020/21, the Board has been provided with regular updates through the Integrated Performance Report on the implementation of the priorities and programmes committed to in the NHS Long Term Plan. The report integrates performance against constitutional standards, NHS Long Term Plan commitments and workforce and quality metrics.

In addition, the ARAC considers the outcomes of internal audit reviews of programmes and the Strategic Risk Group reviews our corporate risks, which can include causes, consequences, controls and actions relating to individual programmes.

Underpinning the above corporate governance arrangements, individual programme boards and oversight groups meet frequently, with the attendance of representatives from national and regional teams, each with responsibility for delivery of their programme, for example urgent and emergency care and primary care.

Assuring the quality of data and reporting

The Board has agreed the information it requires in order to carry out its duties. This performance information is subject to scrutiny by management and the Board. The Board is confident that the data presented in the performance reports has been through appropriate review and scrutiny, and that it continues to evolve to meet changing organisational needs.

Risk governance

The NHS England and NHS Improvement Boards are responsible for ensuring delivery of the strategies and goals outlined in their business plan.

Detailed plans are drawn up for each area with input from staff and risks against their achievement are reported to the Boards. The internal audit team consider the risks to NHS England and NHS Improvement and this directs the internal audit priorities reflected in the annual internal audit plan.

NHS England's ARAC is responsible for reviewing the establishment and maintenance of an effective system of governance, risk management and internal control covering NHS England's activities. The committee considers risks faced by the joint organisation on a bi-annual basis and reports conclusions directly to the Boards. The system of internal control is designed to manage risk to a reasonable level rather than to eliminate all risk of failure to achieve policies, aims and objectives.

The internal audit team provides regular reports to the ARAC based on its work programme. The Boards discuss the most significant risks and actions identified to mitigate their likelihood and impact. Each year, the ARAC evaluates the effectiveness of the risk management framework and approves the annual internal audit plan for the following year.

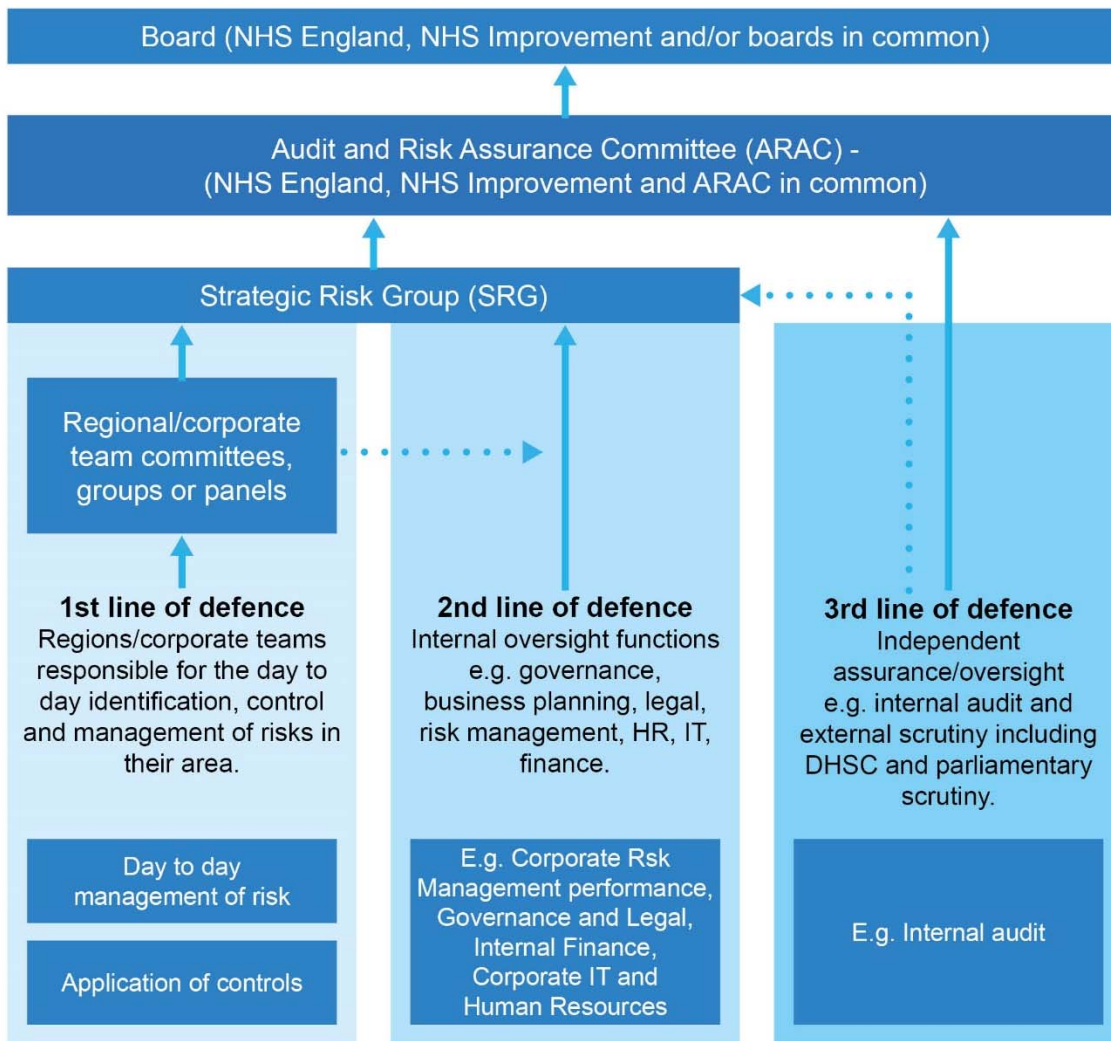
The position of Chief Risk Officer/Senior Responsible Officer (SRO) for risk for NHS England and NHS Improvement has been delivered by the Chief Financial Officer for 2020/21 to further ensure senior sponsorship for risk at executive level.

The executive team owns the corporate risks and nominates a responsible officer for each one. The approach is supported by the joint NHS England and NHS Improvement risk management framework which underpins the monitoring and management of risk. The Strategic Risk Group has met over the year and is responsible for providing assurance to the committee about how risks across the joint organisation are being managed.

The Strategic Risk Group reviews the risks escalated to it and considers which risks should be managed through the JCRR and associated processes. The committee oversees implementation of NHS England's and NHS Improvement's joint risk management framework. The NHS Executive also periodically reviews the JCRR and when appropriate undertakes deeper dives. The National Incident Response Board also considers the strategic risks in responding to the COVID-19 incident and these are fed into the JCRR where relevant and reported to the NHS Executive.

Our executives are responsible for managing risk at a directorate/regional level (ie at the project delivery and day-to-day operational level). Each directorate therefore also holds its own risk register and reviews its risks on a regular basis.

The joint risk management framework mirrors the three lines of defence of our overarching assurance framework:



Risk and control framework

In 2020/21 NHS England and NHS Improvement have continued to embed their joint risk management framework to ensure that employees follow a single process for identifying and managing risks that may threaten delivery of services and achievement of objectives. This framework is aligned with the overarching principles of HM Treasury’s Orange Book and is informed by DHSC’s risk management policy, ISO 31000 Risk Management Principles and Guidelines and the UK Corporate Governance Code.

In implementing the framework, our corporate risk function and directorate risk leads have continued to share good practice, provide information on new and existing risks, and co-ordinate and support the embedding of an appropriate risk management culture. Improvements in the quality of directorate risk registers and the JCRR on a dedicated electronic platform have continued throughout 2020/21. We aim to continually improve our risk management maturity and risk culture year-on-year.

Principal risks

In 2020/21 the NHS Executive undertook a full review of the JCRR in the context of the management of the COVID-19 incident. The JCRR considers a full cross-section of risks to the organisations in their combined aims, including strategic risks, reputational risks, financial risks, operational risks and risks to the achievement of the organisations' shared objectives, as well as external threats. For the most part of 2020/21, the principal risks facing NHS England and NHS Improvement included:

Risk description	Key mitigation(s) in place included
<p>Pandemic causes increased non-COVID-19 healthcare needs: Population outcomes impacted, and some patients face longer waits. Some NHS Long Term Plan deliverables may need rephrasing.</p>	<ul style="list-style-type: none"> Continued and regular data gathering and analysis to monitor and report service restoration and performance. In particular, bed capacity for core, surge and super-surge scenarios. Incident governance structure in place with clear escalation for system-wide risks. BAU operational and performance management of NHS organisations and systems to support restoration. Additional and specific investment into key services to support recovery.
<p>NHS workforce: The NHS workforce growth could not be sufficient to meet the challenges of recovery in the NHS and the NHS Long Term Plan.</p>	<ul style="list-style-type: none"> Supply programme including Bringing Back Staff programme; supporting entry to the NHS; potential NHS Reserve model and Landmark programme. Retention programme to develop tailored support for groups most at risk of leaving including: BAME staff; early and late careers; international staff; and returners; and the most challenged systems. Principally working with systems and adopting a continuous improvement methodology. Staff safety programme aimed at reducing sickness absence and ensuring staff feel safe at work, as well as acceleration of innovative and more flexible ways of working.
<p>Healthcare inequalities: Relative access to NHS services among those living in deprivation, people from ethnic minorities and people in 'health inclusion' groups, compared to the wider population.</p>	<ul style="list-style-type: none"> The operational planning guidance outlined five priority areas for systems on health inequalities (inclusive service restoration, digital exclusion, data completeness, preventative programmes and leadership). Supporting the COVID-19 Vaccine Cell on uptake by ethnic minorities, deprived communities and those in health inclusion groups. Health Inequalities Improvement Board is supporting oversight on health inequalities work.
<p>Future progression of COVID-19: If wider government action is unsuccessful, available NHS capacity could be exceeded during potential further waves. Care quality could be compromised.</p>	<ul style="list-style-type: none"> Delivery of the COVID-19 Vaccination Deployment Programme. Surge capacity plans in place across all regions. Prioritisation plans and guidance agreed in advance in the event of uncontrolled outbreaks or surge activity. Robust governance process including the National Incident Response Board.
<p>Supply chain fragility: The fragility of suppliers, along with increased global demand, affects price and availability across all NHS settings.</p>	<ul style="list-style-type: none"> Multi-layered approach, led by DHSC, to ensure any continuity of supply issues are managed. This includes dedicated freight channels and support, and national stock build across multiple areas (including for PPE, medicines, intensive care consumables, consumer packaged goods). Key categories of goods and services have dedicated teams managing supply and demand. National Supplies Disruption Service support is provided, in conjunction with DHSC, to ensure emergency continuity of supplies.

Risk appetite

In 2020/21 NHS England and NHS Improvement have continued a joint approach to risk appetite, which we have defined as ‘the amount of risk that we are willing to seek or accept in the pursuit of long-term objectives.’

The risk appetite is grounded in the NHS Constitution. This sets out rights to which patients, the public and staff are entitled, and pledges which the NHS is committed to achieve, together with responsibilities which the public, patients and staff owe to one another to ensure the NHS operates fairly and effectively.

NHS England and NHS Improvement believe no risk exists in isolation from others and that risk management is about finding the right balance between risks and opportunities to act in the best interests of patients and taxpayers. Our approach to risk appetite involves risk trade-off conversations and a consideration of the counterfactual – giving us a flexible framework within which we can try new things, make agile decisions and find a balance between boldness and caution, risk and reward, cost and benefit. It also aims to provide a balance between an approach which is excessively bureaucratic and burdensome and one which lacks rigour.

When balancing risks, we will tolerate some more than others. For example, we will seek to minimise avoidable risks to patient safety in the delivery of quality care. In the case of innovation or proof of concept we are prepared to take managed ‘moderate to high risk’ on the proviso that the following has been undertaken:

- an assessment of what and where the current risks are
- the potential future impact has been understood and agreed
- rapid cycle monitoring is in place to enable swift corrective action should things go wrong
- consideration of the system’s ability to respond, ie different regions face different circumstances and some areas are very challenged
- trade-off between risks is understood/assessment of unintended impacts on other risks is undertaken (ie whether a risk will lead to an increase or reduction in other categories of risk)
- cost–benefit analysis and stated preference is undertaken
- reliability and validity of data used to make the assessment have been considered
- counterfactual risks have been considered to ensure management applies any learning before taking the risk
- we can demonstrate significant and measurable potential benefits (ie enhanced efficiency and/or value-for-money delivery).

Categories of risk, alongside stated tolerances, are summarised in the table below:

Category of risk	Risk tolerance
Patient safety and quality of care	Very low
Operational performance (across the system)	Medium
Innovation	High
Finance	Low
Compliance	Medium
Reputation	Low
Operational delivery (across NHS England and NHS Improvement)	Medium

COVID-19

NHS England's and NHS Improvement's risk management approach has adapted to support management of the NHS response to the different levels of the national incident, COVID-19.

The Corporate Risk Team supported development and management of the COVID-19 risks included in the JCRR, overseen by the NIRB and NHS Executive as appropriate.

Freedom to Speak Up in primary care

Listening to NHS workers who speak up is central to improving staff experience and patient care. The main issues workers raised with us included: patient safety (both clinical practice and working conditions) and individual employment matters, which are outside our remit.

Qualifying disclosures received during 2020/21 and action taken

Between 1 April 2020 and 31 March 2021, 151 whistleblowing disclosures were made to us relating to primary care organisations.

We take all the cases we receive very seriously and took action in 75 (50%) of them.

We took no action in 68 (45%) of cases for a number of reasons, the primary one being the concerns were in the remit of another organisation, or we had not been provided with sufficient detail or consent to take action. Eight cases (5%) remain under review. A significant proportion of cases (18%) were concerns relating to the NHS and government response to the pandemic, particularly the provision of PPE for staff.

NHS England's role as a prescribed person

We are required to produce an annual report of the 'protected disclosures' of information made to us by workers that meet the criteria for (or 'qualify' as) protected disclosures. More information about the criteria and our duties as a prescribed body are published online.⁵⁹

⁵⁹ https://assets.publishing.service.gov.uk/government/uploads/system/uploads/attachment_data/file/604935/whistleblowing-prescribed-persons-guidance.pdf

Quality oversight and assurance

Quality is defined in its simplest context as care that is safe, effective and brings a positive experience for patients. Quality is at the heart of all we do in the NHS and is therefore considered within all policy programmes and functions – for example, patient safety, cancer and mental health – where defined and specific monitoring and assurance processes are in place to ensure high quality of care is delivered.

Assuring the quality of services

The NHS England and NHS Improvement Boards have both established Quality and Innovation Committees to meet in common to support the discharge of each Board's respective duties and powers, and their combined responsibilities for quality by securing continuous improvement in the quality of services and outcomes in relation to the safety of services, the effectiveness of services and the quality of the experience for patients.

Escalating quality issues and shared learning

The committee facilitates the sharing of data and intelligence about quality risks and issues and the sharing of learning and best practice at national level. The Quality and Innovation Committee has been supported in doing this by regional routine reporting which is filtered up through the EQG. This group is co-chaired by the National Medical Director and Chief Nursing Officer and brings together regional medical directors, regional chief nurses, directors of clinical quality and senior national colleagues, including the Directors for Patient Safety, Clinical Effectiveness, Patient Experience and Quality. This builds on the arrangements that have been in place for several years in NHS England and NHS Improvement prior to the joint working arrangements. The EQG receives routine quarterly reports from the regional teams and provides a forum to share intelligence and escalate quality risks. It takes collective action to address risks and issues by co-ordinating national and regional action, escalating to the Quality and Innovation Committee if required.

Assurance of quality functions and duties

The Quality and Innovation Committee seeks assurance from executives that robust mechanisms are in place to manage quality functions, including that quality risks and issues are managed at regional to national levels. It also receives reports and updates on relevant NHS England and NHS Improvement quality functions, programmes and initiatives. This includes statutory functions such as arrangements for safeguarding and controlled drugs; clinical effectiveness functions such as the commissioning of national clinical audits; patient safety functions and implementation of the NHS Patient Safety Strategy; and patient experience functions including complaints and surveys.

National measures for quality

A manageable number of quality indicators are selected to show national trends over time and provide a balance across the domains of quality (effective, safe and positive experience) and across care settings. The Quality and Innovation Committee indicator set uses high-level indicators aligned to the NHS Long Term Plan. When any of these selected indicators shows significant

deterioration, or moderation in the rate of improvement, the committee discusses potential causes and directs a bespoke analysis. The committee also conducts thematic reviews and deep dives based on the above inputs and intelligence from members. This analysis is used to determine what strategic actions are needed to initiate or accelerate improvement.

The Board also looks at national improvement programmes, their models for improvement and how they are ensuring those improvements result in better outcomes for patients. Throughout 2020/21, the Quality and Innovation Committee has focused on the following areas:

- the impact and lessons learned through the COVID-19 pandemic
- lessons and actions from independent reviews into maternity services
- implementation of the NHS Patient Safety Strategy and related systems
- structures and services related to specialised commissioning
- quality oversight and governance updates both internally and across systems
- revised Quality and Innovation Committee data dashboard.

During the COVID-19 pandemic, NHS England and NHS Improvement have adapted their quality and safety functions in a proportionate manner that supports the focus on the response to COVID-19 while at the same time ensures the oversight of quality is maintained. It is the responsibility of regional medical directors and regional chief nurses to escalate issues to the EQG, while also observing regional EPRR escalation processes. The EQG is meeting virtually and continues to take regional reports.

Assurance of the commissioning system

Specialised commissioning

Specialised services support people with a range of rare and complex conditions. They often involve innovative treatments for patients with rare cancers, genetic disorders, complex medical conditions or surgical needs.

The specialised commissioning allocation was £19.3 billion at the end of 2020/21. Most of this allocation went towards nationally calculated NHS provider block contracts which were introduced as a part of an interim finance regime, due to COVID-19.

During 2020/21 the Specialised Commissioning and Health and Justice Strategy and Policy Group (SCHJSPG) set the strategic direction for specialised commissioning. Assurance was provided via reporting from the Specialised Commissioning and Health and Justice Delivery Group (SCHJDG) over quality, performance and value for money. The Clinical Priorities Advisory Group (CPAG) made formal recommendations on the commissioning position of treatments and interventions for adoption, or otherwise endorsed CPAG recommendations for prioritisation and in-year service developments.

Health and justice and sexual assault services

NHS England commissions healthcare for 118 adult prisons, immigration removal centres and the children and young people's secure estate. This includes primary care, dentistry, public health, optometry, podiatry and a range of other services. NHS England is also responsible for co-commissioning 47 sexual assault referral centres to provide support for victims and survivors of sexual assault and abuse. While the strategic direction for these services is set at a national level via the SCHJSPG, responsibility for health and justice and sexual assault services commissioning is discharged at a regional level.

During 2020/21, assurance was provided via reporting from the SCHJDG over quality, performance and value for money. The Health and Justice Governance Group, Health and Justice Clinical Reference Group, Children and Young People Governance Group, Non-custodial Partnership Advisory Group and Sexual Assault and Abuse Advisory Group also made formal recommendations on the commissioning of services.

A key aspect of NHS England's health and justice focus in 2020/21 was COVID-19 response management across secure and detained settings, ensuring that outbreaks were contained and infections and deaths minimised. This was in part supported by the procurement of 2,000 telemedicine licences to create connectivity between the NHS and the secure and detained estate, as well as the mobilisation of an enhanced SECURE STAIRS⁶⁰ team to provide support for children and young people. Work also progressed on NHS Long Term Plan commitments, which included the development of proposals to ensure that victims and survivors of sexual assault and abuse are offered integrated therapeutic mental health support, mobilising and embedding Liaison and Diversion services across England and continuing the rollout of the care after custody service, RECONNECT,⁶¹ which saw 11 pathfinder sites go live.

Armed Forces health

Responsibility for Armed Forces commissioning is discharged nationally for individuals registered with a Defence Medical Services practice, and through CCGs for individuals registered with an NHS GP, such as the families of serving personnel and veterans. In addition, NHS England commissions some bespoke services for veterans.

During 2020/21, assurance was provided via reporting from the SCHJDG and the Armed Forces Oversight Group over quality, performance and value for money. The Armed Forces Clinical Reference Group also made formal recommendations on the commissioning of services.

In March 2021, NHS England published Healthcare for the Armed Forces community: a forward view,⁶² which sets out nine commitments and key considerations for ICSs to improve the health and wellbeing of the Armed Forces community. Work has already progressed on the delivery of these commitments, with the launch of a veterans' mental health high intensity service and Op

⁶⁰ <https://www.england.nhs.uk/commissioning/health-just/children-and-young-people/>

⁶¹ <https://www.england.nhs.uk/ltphimenu/wider-social-impact/reconnect-care-after-custody/>

⁶² <https://www.england.nhs.uk/publication/healthcare-for-the-armed-forces-community-a-forward-view/>

COURAGE: The Veterans Mental Health and Wellbeing Service,⁶³ which is a new overarching identity for NHS England-commissioned veterans' mental health services. Despite the COVID-19 pandemic and pressures on primary care, the Royal College of General Practitioners and NHS England veteran friendly practice accreditation programme continued, with almost 900 practices accredited by the end of March 2021.

Co-commissioning of primary medical services

From 1 April 2021, all 106 CCGs will have delegated arrangements for primary medical services (100%).

Delegated commissioning provides CCGs with full responsibility for the commissioning of general practice services and is therefore critical to our vision of integrated care by ensuring local health and care leaders take collective responsibility for system performance and the transformation of care, including general practice services.

NHS England retains responsibility for commissioning dental, optometry and community pharmacy services but is reviewing how its primary care commissioning functions should be undertaken in support of ICSs, noting our recommendations to government on legislative proposals for a Health and Care Bill that includes provisions to enable their transfer to new NHS ICS bodies.

Where NHS England delegates its functions to CCGs currently, it obtains assurances that these functions are being discharged effectively. Ordinarily this would be through the national framework in place for the internal audit of CCGs' delegated primary medical care commissioning arrangements, providing information to CCGs on the running of this function and where it can be improved, which in turn provides aggregate information to support assurance and facilitate support for improvement where needed. However, in 2020/21 this framework was suspended. This was necessary to free up and prioritise management capacity to support the pandemic response. In view of reported high levels of assurance from the original framework, we were confident this could be safely suspended, particularly with primary care commissioning committees, which have further matured, remaining in place. In addition, our incident co-ordination structures established to respond to the pandemic have provided opportunities for more regular feedback from CCGs on the discharge of their functions.

We are now reviewing the assurance arrangements for delegated commissioning in view of the proposals for new NHS ICS bodies.

Screening and immunisation

A pandemic governance structure was applied across screening and immunisations. This was aligned with the national NHS response to COVID-19 and was implemented alongside existing governance structures. Operational working groups were established, consisting of members from PHE, NHS Digital, NHSX and charities. Clinical and operational professionals collaboratively developed pandemic and restoration guidance for each screening and immunisation programme to

⁶³ <https://www.england.nhs.uk/2021/03/nhs-launches-op-courage-veterans-mental-health-service/>

follow. New innovative methods of activity and data reporting were implemented to understand and assess the impact of COVID-19 on services and the level of progress towards restoration of services.

NHS Oversight Framework for 2020/21

The NHS Oversight Framework brought together into a single document the separate oversight approaches for provider trusts and CCGs. The framework outlined several key principles that characterise NHS England's and NHS Improvement's approach:

- working with and through ICSs, wherever possible, to tackle problems
- a greater emphasis on system performance and quality of care outcomes, alongside the contributions of individual healthcare providers and commissioners to system goals
- matching accountability for results with improvement support, as appropriate
- greater autonomy for ICSs and organisations with evidence of collective working and a track record of successful delivery of NHS priorities, including tackling inequality, health outcomes and access
- compassionate leadership behaviours that underpin all oversight interactions.

During 2020/21, in response to the COVID-19 pandemic, regional teams have worked with and through system leaders to ensure that oversight was proportionate and co-ordinated across a system.

A new comprehensive NHS System Oversight Framework for 2021/22⁶⁴ has been developed, building on the approach outlined prior to the pandemic and reinforcing the vision of system-led delivery of integrated care, as set out in the NHS Long Term Plan, the Integrating Care and Integration and Innovation papers, and the 2021/22 Operational Planning Guidance.

The new NHS System Oversight Framework will:

- provide clarity on how NHS England and NHS Improvement will monitor performance and describe how identified support needs will be co-ordinated and delivered
- be used by NHS England and NHS Improvement's regional teams to guide oversight of ICSs at system, place-based and organisation level
- describe how NHS England and NHS Improvement will work with the Care Quality Commission (CQC) and other partners at national, regional and local levels to ensure our activities are aligned.

NHS England and NHS Improvement will continue to work with ICSs, providers, commissioners and NHS partner organisations over the course of 2021/22 to further develop the approach to oversight for future years, as ICSs, placed-based partnerships and provider collaboration arrangements become further embedded.

⁶⁴ <https://www.england.nhs.uk/publication/system-oversight-framework-2021-22/>

STPs and ICSs

The COVID-19 pandemic accelerated closer integration and partnership working between different health and care organisations, local government and voluntary sector partners across every part of the country. Partners worked collaboratively within their STPs and ICSs to develop mutual aid arrangements, to put in place new services to respond to the pandemic at pace, and to identify and support people at greatest risk from COVID-19.

To support further collaboration, NHS England and NHS Improvement published *Integrating Care: Next steps to build strong and effective ICSs across England*. In addition to testing options for legislative change, this paper highlighted key components of an effective ICS and set out how systems and their constituent organisations would embed and enhance collaborative ways of working in future. This built on several years of developments as well as detailed conversations with system leaders, people who use and work in services and those who represent them, to reflect their priorities for future improvements to health and care through integrated working. Following the paper's publication, NHS England and NHS Improvement undertook further extensive engagement with systems and membership bodies to refine their recommendations for legislation and to inform the development of future guidance and implementation support to ICSs.

During 2020/21, 28 further ICSs were formally designated and became operational where STPs had previously been in place. In total, 42 ICSs now serve the whole of England, each with a partnership board bringing together local leaders, and an independent chair. This met an important NHS Long Term Plan commitment that all parts of England would be served by an ICS by 1 April 2021.

The 2021/22 planning guidance⁶⁵ set out some of the things that ICSs, and the organisations within them, should do to meet ambitions from 2022.

Commissioning support units

The five NHS commissioning support units (CSUs) operate across the whole country, providing essential support to several types of organisation including ICSs, STPs, CCGs, local authorities and non-NHS bodies.

With a workforce of 7,500 people, CSUs deliver a range of support services that have been independently assessed to ensure that the NHS receives the benefits of scale. This approach enabled CSUs to provide essential support to the national and local response to the COVID-19 pandemic, including support to the vaccination programme.

Being reliant on income for services delivered, CSUs must be responsive to the needs of their local health system as well as delivering against national priorities. They do this by developing innovative solutions to areas of support, including managing waiting times, ICT services, data analytics, cyber security and transformation of local health systems. In line with the NHS Long

⁶⁵ <https://www.england.nhs.uk/publication/2021-22-priorities-and-operational-planning-guidance/>

Term Plan, CSUs are increasingly working together to ensure that integration of service offerings really benefits from expertise, regardless of geographical challenges.

All CSUs are monitored for adherence to good governance principles. The managing director of each CSU is accountable for performance and delivery of the CSU. They provide a monthly assurance statement to NHS England on adherence to appropriate governance processes and policies.

In 2020/21, CSUs once again met all financial targets, meaning they have achieved a balanced budget position every year since they were established in 2013.

Clinical commissioning groups (CCGs)

CCGs are clinically led and responsible for commissioning high quality healthcare services for their local communities. NHS England is accountable for assuring the commissioning system and has a statutory duty to assess the performance of each CCG every year to determine how well it has discharged its functions. On 1 April 2020, 74 CCGs merged to 18, reducing the total number to 135 (from 191 in 2019/20), each of which is an independent statutory membership organisation with an appointed accountable officer.

NHS England allocates a large proportion of the funding it receives from the DHSC to CCGs and supports them to commission services on behalf of their patients. In turn, CCGs are required to demonstrate probity and good governance in managing their finances and performance. Together, CCGs are responsible for approximately 70% of the NHS budget.

Our assurance and oversight functions seek to ensure that CCGs are delivering the best outcomes for their patients and have a high standard of financial management, are administering resources prudently and economically and are safeguarding financial propriety and regularity. Increasingly, account has been taken of CCGs' performance within their system and of system-level performance. Parliament has provided for specified but limited rights of intervention by NHS England into CCG functions, such as the power to issue directions to CCGs under certain circumstances.

Legislation requires an annual assessment of performance to be carried out at an individual CCG level. NHS England has the option of using its statutory powers, conferred by section 14Z21 of the National Health Service Act 2006 (as amended), to support CCG improvement where a CCG is failing or at risk of failing to discharge its functions. Details of CCG directions can be found on our website.⁶⁶

Six CCGs were reported by their auditors to the Secretary of State under Section 30 of the Local Audit and Accountability Act 2014 due to forecasting that expenditure would exceed income during the financial year.

⁶⁶ <https://www.england.nhs.uk/commissioning/regulation/ccg-assess/directions/>

CCG annual reports

CCGs published their individual annual reports via their websites in July 2021. A list of CCGs and links to their websites can be found on our website.⁶⁷

A review of the CCG interim governance statements found that comments from CCG internal auditors over the year primarily focused on 'quality and performance' and 'finance, governance and control', with the majority of control issues raised relating to delivery of performance targets in secondary care, referral to treatment times and achievement of financial balance. This matches issues highlighted by CCGs in their earlier exception reports.

Other assurance

Cyber and data security

NHSX provides strategic direction for cyber security and works to strengthen cyber resilience across health and care. We work to ensure organisations comply with relevant standards, protect patient data and can respond effectively in the event of a data breach.

Working in partnership with NHS Digital and the National Cyber Security Centre (NCSC), NHSX's strategy has been to increase central monitoring, assurance and regulation to hold organisations to account, while simultaneously centrally procuring services to assist local organisations to improve their cyber security posture and reduce overall risk. This programme of work has significantly increased the cyber resilience of the NHS.

In 2020/21, as part of the COVID-19 emergency response, NHSX further increased its direct central support to the system. Working in partnership with NHS Digital and NCSC through the COVID-19 Cyber Security Action Plan, additional measures were put in place to minimise the threat of a cyber attack or major IT outage, and to ensure that if such an event did happen, organisations would be supported to get back up and running as quickly as possible. The core element of the action plan delivered by NHS Digital provided direct and speedy technical remediation of cyber security vulnerabilities to organisations critical to the COVID-19 response. Additional elements of the action plan included accelerating delivery of key service improvements, centralised protective monitoring and increased incident response capacity.

To aid immediate technical remediation, NHSX allocated £11.6 million capital funding to 99 NHS organisations, to help address critical infrastructure weaknesses. Regional digital transformation teams worked with local organisations to identify and prioritise the available capital investment, ensuring prioritisation was consistent with local plans for digital transformation.

NHS Digital's Cyber Security Operations Centre (CSOC) has been enhanced, giving it greater oversight and threat detection, by integration of additional data and threat feeds to detect and protect against ransomware and COVID-19 phishing efforts. NHS Digital is working to accelerate

⁶⁷ <https://www.england.nhs.uk/ccg-details/>

the on-boarding of priority feeds into the CSOC so that protective monitoring services can be delivered to critical national services and capabilities.

The Network and Information Systems (NIS) Regulations have continued to be used to increase compliance in the NHS, specifically in relation to managing unsupported systems, and to improve responses to high severity cyber alerts.

NHS England's Ageing Well teams form part of the NHSX-funded Better Security Better Care Programme, which provides a range of tailored local and national support to help adult social care providers complete the Data Security and Protection Toolkit (DSPT), improving their overall data and cyber security. The DSPT helps organisations understand their data and cyber security risks and measures their compliance with mandatory cyber standards relevant to their sector.

The Cyber Associates Network (CAN), established in partnership with NHS Digital, continues to be the leading network for cyber security professionals working in the health and care sector. The CAN Virtual conference events held in October 2020 were attended by more than 700 members of the network, providing key opportunities for collaboration and knowledge sharing.

Information governance

A joint information governance (IG) operating model across NHS England, NHS Improvement and NHSX has been established to ensure organisations remain compliant in relation to data protection, records management and information security activities.

Since the start of the COVID-19 pandemic the Corporate IG and NHSX IG teams have worked in alignment to support NHS England, NHS Improvement and NHSX with implementation of appropriate governance controls around the acquisition and use of data required to manage the pandemic. This has culminated in providing advice and guidance, including but not limited to supporting the completion of data protection impact assessments, data processing agreements, data sharing agreements and provision of data notices associated with the following high-profile initiatives:

- the COVID-19 Datastore and Foundry platform
- the OpenSafely Platform which supports NHS England and NHS Improvement to evaluate linked, de-identified GP data and support research associated with the pandemic
- the National Immunisation Management Service (NIMS) which manages the vaccination service
- provision and acquisition of data under the Control of Patient Information Regulations 2002 (COPI) notices
- ongoing support to the COVID-19 Vaccination Programme, including vaccination passport/certification.

The teams continue to provide support in all other areas of NHS England and NHS Improvement work to ensure that business as usual processes continue. Work to streamline the data flows from NHS Digital to support NHS England and NHS Improvement is ongoing. The Getting it Right First

Time (GIRFT) programme has recently transferred from the Royal National Orthopaedic Hospital to NHS Improvement and work on the NHS Improvement Model Hospital continues to ensure that continuous improvement in practice is maintained.

The Corporate Records and Information Management team have been deployed since March 2020 to lead on the records management programme for the COVID-19 Programme Management Office, which included a rigorous training programme, audits and the creation of a COVID-19 Electronic Records Management System. The objective was to ensure our COVID-19 records will be accessible when required for future lessons learned and legal enquiries and inquiries.

Business critical models

NHS England and NHS Improvement recognise the importance of quality assurance across the full range of their analytical work and have an approach that is consistent with the recommendations in Sir Nicholas Macpherson’s review of quality assurance of government analytical models (2013).

NHS England and NHS Improvement analysts are expected to ensure consistent performance and quality assurance across their analytical work. For business-critical models, where an error would have a significant patient care or other impact, NHS England and NHS Improvement operate a register of business critical models and audit of the quality assurance strategy associated with them, overseen by a committee of experienced analysts. To date all relevant NHS England and NHS Improvement models in the register have passed.

Business critical models operated by NHS England

Name of model	Type
Workforce-activity model	Planning
COVID-19 bed demand model	Forecasting
COVID-19 bed demand model aggregate approach	Forecasting
COVID-19 Early Warning System (short-term forecasts)	Forecasting
GP referral analysis	Procurement and commercial
Elective Incentive Scheme 2020/21 baseline and actual value calculation	Allocation
COVID-19 Vaccination Programme: supply and phasing model	Planning
COVID-19 Vaccination Programme: demand model	Planning

Service auditor reporting and third-party assurances

NHS England relies on a number of third-party providers (such as NHS SBS, NHS BSA, NHS Digital and Capita) to provide a range of transactional processing services ranging from finance to data processing. Our requirements for the assurance provided by these organisations are reviewed every year. Appropriate formal assurances are obtained to supplement routine customer/supplier performance oversight arrangements.

During 2020/21 service auditor reports were specifically commissioned to provide assurance over the operation of our control environment and we are working, where appropriate, with our suppliers to implement ISAE 3402 or similar standards to make sure that the relevant internal controls and control procedures operated by our service organisations have operated effectively. Service providers are requested to address any control weaknesses identified during the ISAE 3402 reporting process within an appropriate timescale.

The service auditor reports commissioned for 2020/21 have been reviewed and where necessary action plans are being agreed to address any control issues identified. There are a limited number of other issues which service auditors have referred to in their opinion and these are being addressed by services providers as a matter of priority. The issues identified are not considered to have a significant impact on the overall NHS England control environment.

Internal audit

The internal audit service plays a significant role in the independent review of the effectiveness of management controls, risk management, compliance and governance by:

- auditing the application of risk management and the internal control framework
- reviewing key systems and processes
- providing advice to management on internal control implications of proposed and emerging changes
- guiding managers and staff on improvements in internal controls
- focusing audit activity on key business risks.

Our internal audit service, provided by Deloitte LLP, operates in accordance with Public Sector Audit Standards and to an annual internal audit plan approved by the Audit and Risk Assurance Committee.

The internal audit service submits regular reports on the effectiveness of our systems of internal control and management of key business risks, together with recommendations for improvement by management (including an agreed timetable for action). The status of audit recommendations is reported to each meeting of the Audit and Risk Assurance Committee.

In 2020/21 NHS England and NHS Improvement moved to a single internal audit provider.

The Head of Internal Audit Opinion for 2020/21 is set out from page 101.

External audit

During the year, the Audit and Risk Assurance Committee (ARAC) has worked constructively with the NAO Director responsible for health and their team. The work of external audit sits outside our governance arrangements but independently informs our consideration of control, compliance, governance, and risk. The work of external audit is monitored by the ARAC through regular progress reports. These include summaries of the value for money work that is either directly relevant to our work or may provide useful insights to the committee.

Control issues

During 2020/21 we have worked to build controls into management processes previously identified as requiring improvement:

Managing third-party contracts

We have continued to rollout our approach to third-party contract management which is based on Government Commercial Function guidance and methodologies, ensuring clarity of responsibility and accountability. We categorise our contracts to ensure we assign the appropriate resource and expertise to each contract, with a clear commercial contract owner working with the business contract manager. This allows us to proactively manage risk and use central commercial expertise where necessary.

The number of contracts within scope of the central Commercial team's active management programme more than doubled in 2020/21 to over 500 contracts totalling almost £1.5 billion spend. The team took a proactive approach in having oversight of the critical NHS England and NHS Improvement projects. This approach was highly commended in the Contract Management category at the 2020 Government Commercial Function Awards. All members of the central Contract Management team have Government Commercial Function Contract Management accreditation. In line with the government's transparency agenda we have started to publish key performance indicator (KPI) data for our gold/strategic contracts on a quarterly basis. We have migrated our Contract Management Platform to join the pan-Health Family e-Commercial system, which improves our ability to provide assurance. Our focus for 2020/21 was on building capability across contract managers and supporting the wider sustainability agenda.

Improving control processes for clinical off-payroll workers

During 2020/21 we reconfirmed the employment status of clinical off-payroll workers, to ensure full compliance with employment tax legislation.

Assurance framework for business critical models

The formal assessment of the quality assurance of analytical models was not completed in time for the 2019/20 report. This work was recovered later in the year and the assessment of business critical models for 2020/21 has been completed and is reported on page 95.

Cervical screening administration service

The national Cervical Screening Programme produces and sends around nine million invitation, reminder and result letters to women each year through the Cervical Screening Administration Service (CSAS). Since 2019, this service has been run by the NHS North of England Commissioning Support (NECS) Unit. Through 2020/21 we have worked with NECS to: strengthen governance arrangements; adjust the service to respond to the COVID-19 pandemic; complete the final aspects of service transition including transfer of the management of the print and postage service contract to NECS; and make further quality improvements which have reduced the risk profile of the services.

Primary Care Support England (PCSE) performance management

We have made sustained improvement with PCSE during 2020/21. In the first five years of the contract with Capita, administrative savings of £146 million have been realised.

Our focus in 2020/21 was to ensure that primary care providers received effective support through the COVID-19 pandemic. This required PCSE to provide additional support; for example, providing a mailing service for contacting vulnerable patients, delivering COVID-19 test kits to primary care and facilitating COVID-19 vaccination payments.

The project to assure the quality of historical GP pensions data, held by PCSE and NHS Pensions, made progress in 2020/21; however, completion of the project slipped into 2021/22 due to the impact of the COVID-19 pandemic. The programme to replace legacy IT systems operated by the service is now complete. New systems for paying opticians, managing pharmacy changes and administering the National Performers List are all fully operational. The final system being implemented by PCSE – for paying GP practices and administering GP pensions – went live in June 2021.

Improving control processes for accounting for accruals

As at 31 March 2021 NHS parent accruals were £1.1 billion and non-NHS parent accruals were £1.7 billion. Overall, the accruals balance is material and was classified as a significant audit area for the 2020/21 financial statement audit. In assuring ourselves of the value and existence of accruals we identified issues in the identification and calculation processes. Those issues included the consistency across the organisation in how accruals were calculated and presented, the documented supporting evidence for accrual balances and complex processes for some specific accrual calculations for dental and pharmacy transactions, all of which have the potential to impact the accurate reporting of the financial performance of the organisation.

We have started to address specific issues in 2021/22 by undertaking a third party review of pharmacy transactions to improve the process for recording spend and accruals. Additionally, we will undertake a lessons learnt exercise on the work completed on the 2020/21 balances to identify process improvements that we can implement across the organisation in 2021/22 onwards. We anticipate that these improvements will include a review of regional processes for estimating and approving accruals, additional requirements around the evidence to be provided for accruals, and a clearance of the Goods Received Not invoiced (GRNI) position.

Improving controls on exit payments

Special Severance Payments when staff leave public service employment should be exceptional. They require Treasury approval because they are often novel, contentious, and potentially repercussive. As noted in the losses and special payments disclosures in the accountability report from page 133, three CCGs approved and paid special severance payments without following the required authorisation process directed by NHS England. CCGs should ensure they have incorporated the requirements of the guidance in their Prime Financial policies and the purpose of the guidance is to ensure that integrity, accuracy, probity, and value for money in the use of resources is maintained in relation to special severance payments. NHS England will consider a

proactive control measure to seek adequate assurance from all CCGs of their compliance with the prescribed process. This will be supported by communication through the year end guidance documents and the year-end finance roadshows.

Cancer Drugs Fund

The Cancer Drugs Fund (CDF) operates with a fixed budget of £340 million, with any expenditure beyond this being subject to an expenditure control mechanism requiring companies benefiting from the fund to repay a proportionate rebate. As part of continual improvements of the CDF an internal audit was conducted to review the data validation processes in the CDF. Following the recommendations in the audit we have enhanced our data validation processes and procedures to ensure that all CDF expenditure is correctly recorded.

Review of economy, efficiency and effective use of resources

Allocations

NHS England has responsibility for allocating the NHS funding agreed with DHSC as part of our mandate. 2020/21 has been an extraordinary year for NHS finances, with significant changes to the financial regime made in-year to help the NHS in responding to the COVID-19 pandemic. Please see page 50 (within the CFO's Report) for information on allocations.

Financial performance monitoring

In 2020/21 the financial position across the commissioning system has been reported monthly using the Integrated Single Financial Environment (ISFE) reporting system and supporting information collections. This has enabled a detailed monthly review by NHS England regional and national finance leadership teams, and the CFO.

Individual CCG and direct commissioning financial performance is monitored against KPIs, with a focus on the underlying financial position of organisations and the presentation of any risks and mitigations, in addition to the reported forecast and year-to-date position.

NHS England and NHS Improvement have aligned financial performance monitoring across the commissioner and provider sectors. At all levels the organisation assesses the combined financial and operational position at the local level and the NHS nationally, resulting in joint reporting and review. Increasingly these commissioner and provider positions are combined to review the performance of local systems as a whole; this is in readiness for the anticipated statutory basis for integrated care boards from 2022/23.

Central programme costs

One-year allocations were agreed for 2020/21 for our central programme resources, which cover a variety of operational commitments and charges for depreciation. We reviewed these allocations in light of COVID-19 impacts and revised allocations where appropriate.

The majority of the service development funding has been made available for direct investment to deliver on the priorities and objectives outlined in the NHS Long Term Plan, in

collaboration with STPs and ICSs, and focusing on priorities such as urgent and emergency care, primary care, cancer and mental health. Some of this service development funding is also utilised by the corporate directorates to support operational commitments.

Cabinet Office efficiency controls

As part of the government's control of expenditure, we are subject to specified expenditure controls. These controls cover a range of expenditure categories and require proposed expenditure to be approved to secure best value for money and ensure efficiency is being maximised. For expenditure above certain thresholds in specified categories (including professional services and consultancy), onward approval is also sought from DHSC and for some cases this also requires approval from the Cabinet Office and/or HM Treasury.

In anticipation of the impact of COVID-19, additional commercial guidance was issued internally in alignment with Cabinet Office guidance to ensure control and best value for money could be secured in a timely way. If government makes changes to these spend controls, this is communicated along with updated guidance and training, and the changes are reflected in the commercial and procurement systems to ensure the correct workflow is being followed.

Counter fraud

NHS England and NHS Improvement directly employs a counter fraud team which investigates allegations of fraud related to our functions and ensures that appropriate anti-fraud arrangements are in place.

The ARAC receives regular updates regarding the counter fraud function, including on prospective counter fraud work, the outcomes of reactive investigations and an annual Counter Fraud Report. The committee also reviewed and approved the updated Tackling Fraud, Bribery and Corruption policy.

The Director of Financial Control has day-to-day operational responsibility for the NHS England and NHS Improvement counter fraud function, and the CFO provides executive support and direction.

The NHS Counter Fraud Authority (NHSCFA) undertakes an annual high-level estimate of the amount vulnerable to fraud, bribery and corruption, affecting the whole of the NHS, which the NHSCFA and its partners, including NHS England and NHS Improvement, hold the responsibility for tackling.

During 2020/21, NHS England and NHS Improvement have been working with key partners such as the DHSC, NHSCFA, NHS BSA and others. A major focus of this work was to understand, assess and address any new or emerging fraud risks associated with the COVID-19 response.

Ministerial directions

On 29 March 2020 the Secretary of State wrote to NHS England to acknowledge the extraordinary COVID-19 pandemic-related circumstances facing the NHS, and to confirm that the availability of funding would not be a barrier or cause delay to the actions that needed to be taken. NHS England was directed to continue with its response to the pandemic, even where this would result in spending being in excess of formal delegated limits. Although this ministerial direction was disclosed in the 2019/20 accounts, it remained effective throughout the 2020/21 reporting period.

Head of Internal Audit opinion

In the context of the overall environment for 2020/21, in my opinion the framework for governance is effective, except for the need to continue work to embed the business critical models framework.

The design of the risk management framework at the yearend provides the foundation of a framework to take the organisation forward during 2021/22.

With respect to the internal control environment, progress has been made in addressing outstanding internal audit actions. On this basis, the framework for internal control has been appropriately implemented in the organisation through 2020/21, except for the need to address significant weaknesses in the control frameworks for clinical off-payroll workers, business critical models and controlled drugs, all of which NHS England and NHS Improvement are aware of. There remains a requirement to further embed the third-party assurance framework to obtain assurance over the delivery of services.

The recommendations raised by internal audit have been accepted by management, actions have been agreed to address these and considerable focus continues to be placed on the implementation of the actions in a timely manner.

Their opinion is based on the underlying internal audit programme of work, designed to address the specific assurance requirements of the NHS England Board and focused on areas of risk identified by management. The planned internal audit programme, including revisions to the programme during the year, has been reviewed and approved by the Audit and Risk Assurance Committee (ARAC). Results of internal audit work, including action taken by management to address issues included in internal audit reports, have been regularly reported to management and ARAC.

It should be noted that the COVID-19 pandemic led to a rapidly evolving risk environment during 2020/21 with ongoing significant impacts on the prioritisation of NHS England's and NHS Improvement's aims and resources and changes to the internal control framework.

Summary

Over the year we have continued to build on our approach to governance, risk and internal controls and it is positive that internal audit actions are being closed in a timely manner. We remain committed to delivering improvements in the areas highlighted in the audit opinion and work is already underway to prepare for the proposed legislative changes which will impact the health sector in 2022.

Staff report

Our People

We rapidly deployed over 50% of NHS England and Improvement staff to different areas of the business to best support the pandemic response. A majority of our staff were asked to work from home from late March 2020 in line with government guidance. We have ensured support has been in place for through our health and wellbeing offers, kit and equipment, enhanced communications, and temporary policy changes to enable them to do their best work.

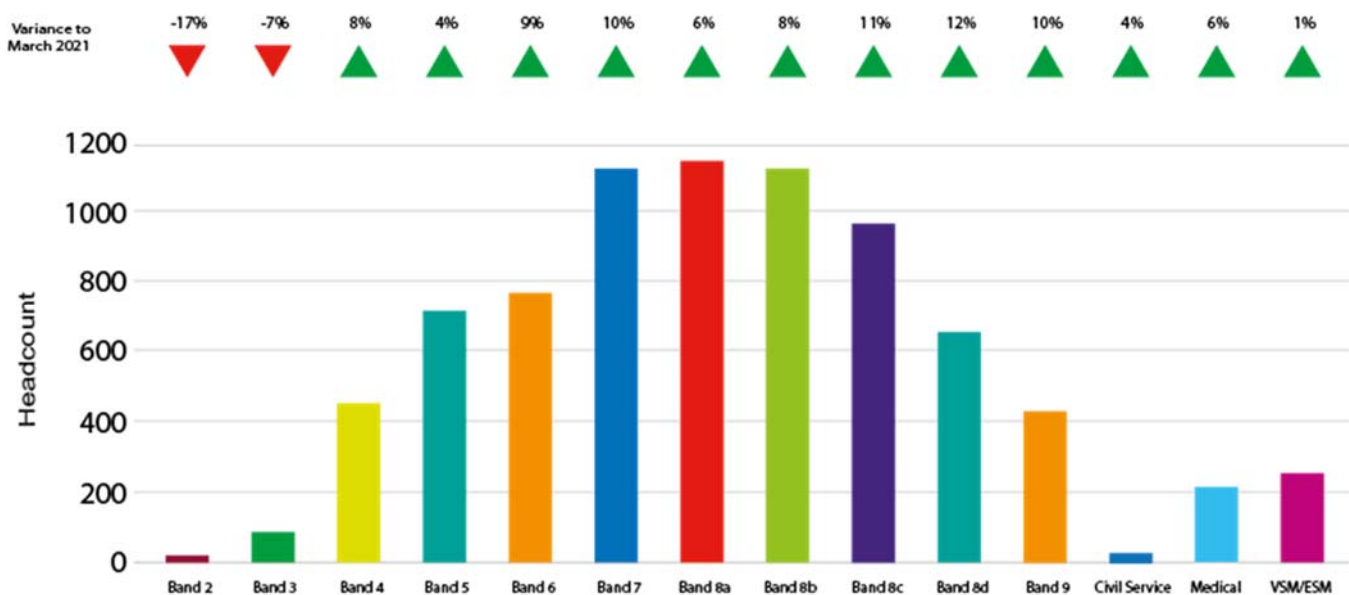
Staff numbers

On 31 March 2021, NHS England directly employed 7,997 staff. Of these, 7,096 were permanently employed on recurrent, open-ended contracts of employment, based around the country within our directorates and regions, and 889 were employed on-payroll on fixed-term contracts of employment. A further 884 individuals were engaged in an off-payroll capacity which includes agency staff and secondees.

Detail on staff numbers and costs for NHS England and the consolidated group, including CSUs, are presented from page 113.

The chart below shows headcount by pay band at 31 March 2021. The headcount of permanent and fixed-term staff in NHS England increased by 8% since 2019/20, in response to dealing with the pandemic

All staff by grade



Staff turnover

Turnover has dropped significantly in 2020/21 compared to previous years. Headcount has increased, and we saw a large reduction in the number of people leaving the organisation.

Joint working had an impact too, as there was an increase in the number of people who were made permanent staff as at 1 April 2020.

Staff turnover percentages

	April 2018 to March 2019	April 2019 to March 2020	April 2020 to March 2021
NHS England	14.0%	13.2%	4.88%
NHS TDA	14.9%	15.2%	4.65%
Monitor	19.4%	29.5%	4.13%
Total	14.7%	14.0%	4.85%

Response to the COVID-19 pandemic

The COVID-19 pandemic dominated our priorities throughout 2020/21 and had a significant impact on our ways of working.

Approximately 600 staff were identified as 'essential office-based workers', each of whom underwent a risk assessment. Those staff who worked remotely were provided, with appropriate kit and equipment to enable them to work.

We established a working structure which included a successful daily group from corporate services teams to help plan and initiate responses to the developing pandemic, this included trade union colleagues.

We quickly developed additional support materials for staff including online guidance, enhanced communications (including a fortnightly all staff briefing), guidance and frequently asked questions (FAQs). We ran a regular 'Check In' survey for all staff to ensure we were aware of any concerns and developed tools and materials in response to support our staff. We also built on our existing wellbeing offer to support our colleagues during this challenging time and created an online absence tracker to help understand the impact of absence and self-isolation relating to COVID-19.

Key activity continued to be focused around the COVID-19 incident, while maintaining other business critical services. A key focus was resourcing and included enabling a number of our staff to be redeployed to support COVID-19 related activity such as our EPRR unit and regional response teams. We developed a fast-track approach to recruitment. A number of our staff who were due to leave at the end of 2019/20 deferred their leaving date to bolster our response to COVID-19.

As the pandemic progressed, it was clear that working patterns had changed by necessity and from June onwards we began an engagement exercise 'Exchange' with our staff to help think through how we might reset our working patterns in the future. As a result of this, our priority for 2021/22 is to develop our future ways of delivery.

Employment policies

We have a range of employment policies to support our staff in line with our ambition to be an employer of choice. Following the Joint Working Programme in 2019, which brought NHS England, NHS TDA and Monitor together, we continued work to harmonise key employment policies across the organisations, to ensure consistency in the way staff were managed and rewarded. We have worked in partnership with recognised trade unions to achieve this and will continue this work into 2021/22.

To support line managers and staff during the pandemic we have agreed some temporary employment changes in consultation with trade unions.

Partnership working

The National Partnership Forum, established in 2018, meets quarterly and provides strategic direction for other important sub-groups who work together on specific issues, including Policy, Organisational Change, Equality and Diversity and the Health and Safety Committee.

During the COVID-19 pandemic, partnership working with our trade unions has been instrumental to helping us shape and develop a range of support products for line managers and staff. These products included a comprehensive internal communications strategy; health and wellbeing packages and webinars; individual and corporate risk assessments; smarter working products aimed at supporting virtual working; the 'Exchange' crowdsourcing platform and FAQs.

Trade union facility time disclosures

We will fulfil our obligations under the Trade Union (Facility Time Publication Requirements) Regulations 2017 for the year 2020/21 by reporting the information to form part of the government's public sector trade union facility time data.

- a) Trade union representative – the total number of employees who were trade union representatives during the relevant period:

Number of employees who were relevant union officials during the relevant period	FTE employee number
40	39.33

- b) Percentage of time spent on facility time (duties and activities):

Percentage of time	Number of employees
0%	20
1–50%	20
51–99%	n/a
100%	n/a

- c) Percentage of pay bill spent on facility time – the figures requested in the first column of the table below will determine the percentage of the total pay bill spent on paying employees who were trade union representatives for facility time during the relevant period.⁶⁸

Description	Figures
Provide the total cost of facility time	£74,743
Provide the total pay bill	£385.6m
Provide the percentage of the total pay bill spent on facility time, calculated as: (total cost of facility time ÷ total pay bill) x 100	0.02%

- d) Paid trade union activities – as a percentage of total paid facility time hours, how many hours were spent by employees who were trade union representatives during the relevant period on paid trade union activities:

Description	Figures
Time spent on paid trade union activities as a percentage of total paid facility time hours calculated as: (total hours spent on paid trade union activities by trade union representatives during the relevant period ÷ total paid facility time hours) x 100	9.6%

⁶⁸ These activities cross NHS England and NHS Improvement and, because the data cannot be split, we have provided a figure for both organisations.

Equality, diversity and inclusion

COVID-19 and Black Lives Matters have helped to further highlight the inequalities in our society. The founding principle of the NHS is about social justice. The adverse impact of COVID-19 on BAME people led inevitably to a refocus of our equality, diversity and inclusion (EDI) priorities for 2020. In line with the NHS response to COVID-19, our work has followed the frame of:

- protecting staff
- supporting staff (including supporting their health and wellbeing)
- engaging staff (including communications, staff networks and representation in decision-making).

We took immediate actions to enhance our engagement with our BAME colleagues to inform our response and plans, including:

- a listening programme through an internal survey to understand what difficulties and challenges COVID-19 posed for them, and what support and help we could offer
- engagement with the BAME staff network.

As a result, we put the following in place.

Protecting staff

We developed an individual risk assessment to give a framework to discussions with each person about their health and risk factors. This was to support conversations about working from home and how to mitigate adverse impact from any exposure to COVID-19 risks. While the risk assessment is for all staff, we put a particular emphasis on those at risk and in the vulnerable categories.

Supporting staff

We developed and published a guidance document for managers on how to have effective 1:1 conversations with their staff, emphasising the importance of putting inclusion and compassion at the centre of every conversation. We reviewed and refocused the products offered by our internal health and wellbeing workstream and, for example, produced a financial wellbeing toolkit. We ran health and wellbeing sessions focused on resilience and supporting working parents. We introduced reasonable adjustment passports for disabled colleagues.

Engaging staff

We established an Equality Impact Assessment (EQIA) Specialist Group to support the recovery phase by acting as a reference group/sounding board. The group was specifically set up to increase the contribution of colleagues who are not normally involved (including staff network members, those working on the Workforce Race Equality Standard (WRES) and Workforce Disability Equality Standard (WDES) across the organisation and colleagues leading on EDI for the whole NHS) to get as wide a voice as possible involved and some different perspectives on what we need to do.

We established a new Equalities Advisory Group to co-ordinate our current EDI work and collect the messages we are hearing. We aligned HR and OD business partner teams to the nine staff networks to amplify their work and ensure staff voices are heard by building their lived experience into policies and practices.

In March 2020 we agreed to set an aspirational target to achieve 19% BAME representation at all levels by 2025. Later in the year we agreed accelerated efforts to address the disproportionate impacts on our BAME people through local actions in regions and national directorates, and the adoption of the BAME talent strategy to support BAME colleagues progress in their career pathways.

This is the first year that the WDES has been rolled out across all ALBs, including NHS England and NHS Improvement. The WDES underpins our commitment to ensure disability equality is a priority for our organisation. The implementation of WDES is captured in our NHS People Promise under 'We are compassionate and inclusive', which supports our goal 'We are open and inclusive'. Our focus will be on the following two areas which from expert advice we know can have significant impact:

- Reasonable adjustments: to ensure the policy and process exceeds the current practice standards and that they reflect our new ways of working as a result of COVID-19, mental health and flexible working arrangements.
- Senior level visibility: our senior leaders speak out about what it looks and feels like to work in the NHS with a disability and take on an advocacy responsibility for disability equality.

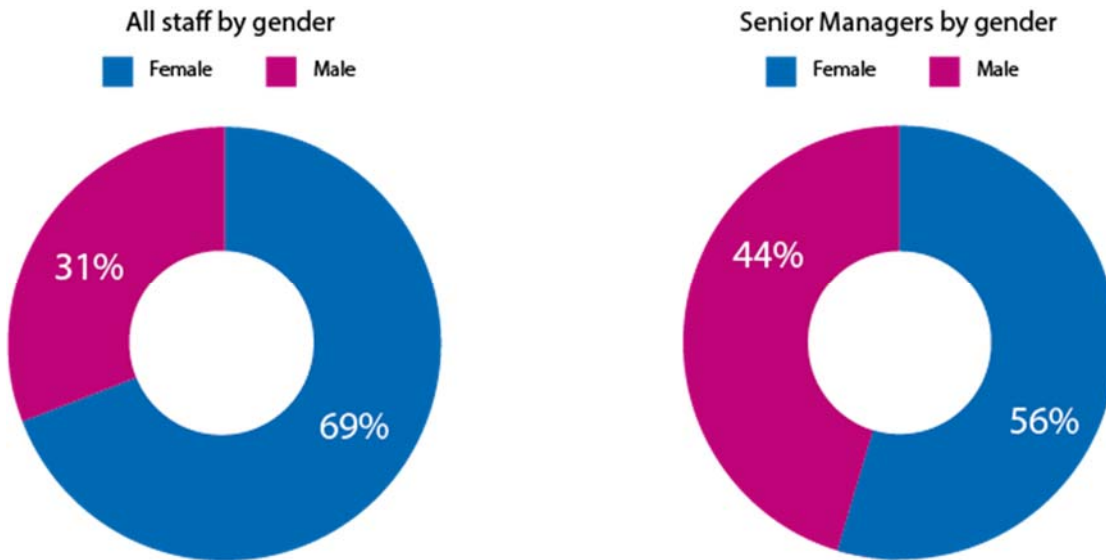
Our commitment to engaging with our people is strong and we believe it is key to our organisation culture of being compassionate and inclusive. Our ambition is to have a diverse workplace where all our people feel they are genuinely part of an organisation that cares about them and supports them to bring their whole self to work every day.

Enhanced efforts have been placed on our staff networks, enabling a sense of belonging in our organisation. The staff networks provide insights based on personal lived experiences on issues such as policy development, improving facilities and accessibility, our ways of working, health and wellbeing, and feedback on what it looks like and feels like to work in our organisation.

Looking forward, the NHS People Plan has set out our clear actions on addressing inequalities through our core practices. The NHS People Plan theme of belonging in the NHS has made inclusion and leadership the two core components of our EDI work.

Gender of all staff and senior managers

The gender profile of the total 'on payroll' workforce is unchanged from 2019/20. There has been a 12% reduction in the number of female senior managers to 56%. The gender diversity of Board members is set out on page 57.



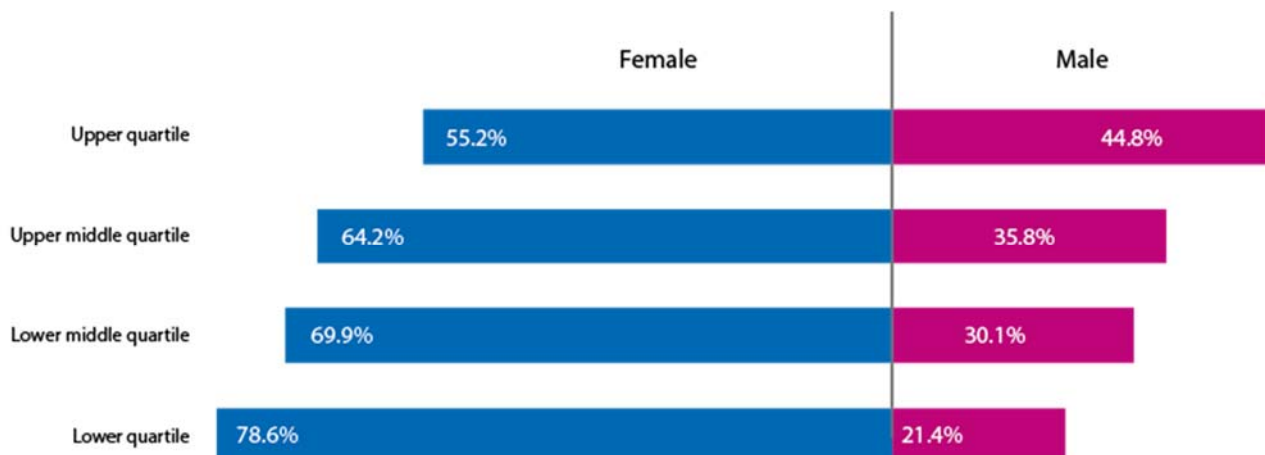
Gender pay gap

Based on the government's methodology, the mean gender pay gap across NHS England and NHS Improvement is 16.7%, an improvement from 18.3% in the prior year.

Year	Mean gender pay gap
2020	16.7%
2019	18.3%
2018	19.5%

Pay quartiles by gender in NHS England and NHS Improvement on 31 March 2020

The proportion of males and females in each pay quartile is detailed below. Women represent the majority of staff in the upper pay quartile.



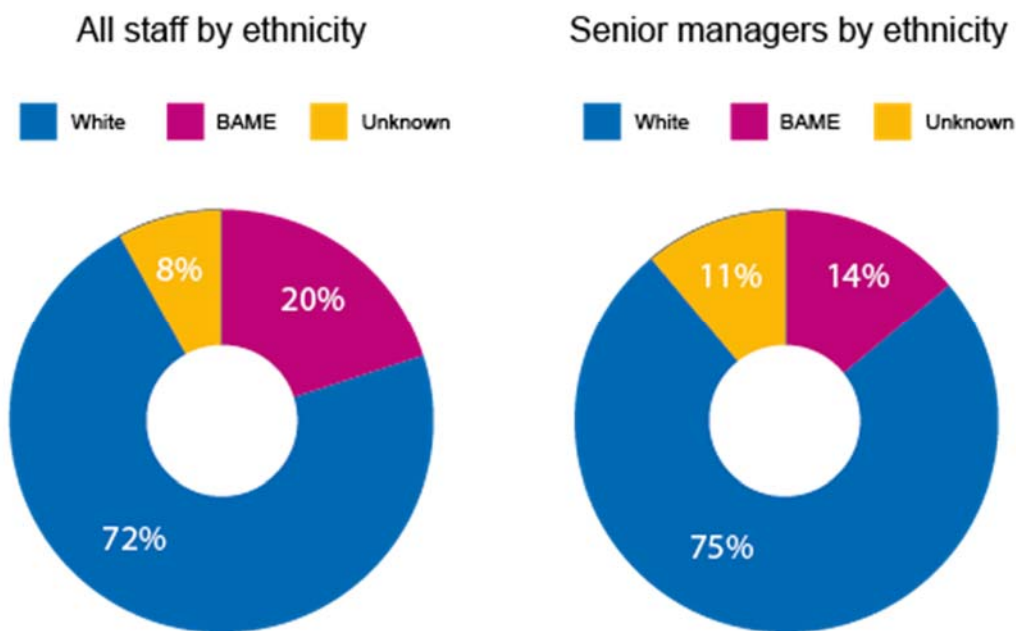
Working in partnership with our recognised trade unions and our Women’s Network we continue to progress initiatives which aim to address gender equality in our workforce.

Our Gender Pay Action Plan includes specific priorities around recruitment practice, reward and recognition, flexible working, developing talent pipelines and intersectionality. The Gender Pay Gap Report is available on our website.⁶⁹

Ethnicity of all staff and senior managers

The proportion of people employed by NHS England who consider themselves to be from a BAME heritage has increased from 17% (in 2019/20) to 20%. The proportion of senior managers who identify as BAME has also gone up from 10% to 14%.

We continue to use the annual publication of the WRES data return as a driver for improvements in the working lives of BAME staff. NHS England and NHS Improvement are working to ensure that within five years at least 19% of all senior staff are from BAME backgrounds. See page 204 for more information on WRES.



For information on board diversity please see page 57.

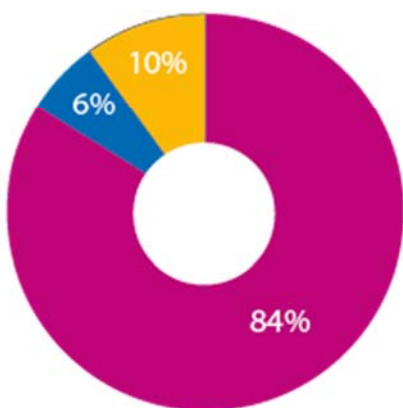
⁶⁹ <https://www.england.nhs.uk/publication/gender-pay-gap-report-2020/>

Declarations of disability or long-term conditions

We have continued to work with our Disability and Wellbeing Network (DAWN) Network to support employees within the workplace and strive to ensure that decisions relating to employment practices are objective, free from bias and based solely on work criteria and individual merit. These principles are reinforced in our joint Recruitment and Selection policy and our Equality, Diversity and Inclusion in the Workplace policy. The percentage of staff who have declared a disability or long-term condition are given in the charts below.

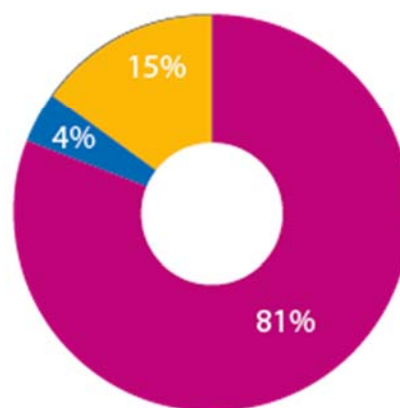
Percentage of staff who declare a disability or long term condition

Yes No Unknown



Percentage of senior managers who declare a disability or long term condition

Yes No Unknown



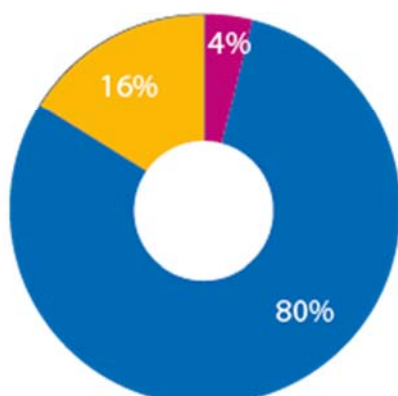
As a Disability Confident Employer, recognised by the Department for Work and Pensions, we continue to work towards fulfilling our commitments to employ more disabled staff, and support disabled staff to work, develop and progress.

Sexual orientation of staff and senior managers

The percentage of staff who disclose their identity as lesbian, gay, bisexual and transgender + (LGBT+) is given in the charts below:

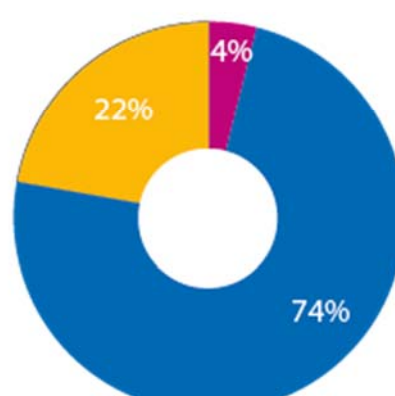
Sexual orientation of all staff

Heterosexual LGBT+ Unknown



Sexual orientation of senior managers

Heterosexual LGBT+ Unknown



Talent management and development

The key priority for the organisation was to ensure it was set up to be able to fully support the COVID-19 response. We supported the rapid deployment of staff with over 3,000 colleagues placed in COVID-19 cells. Other examples of how the organisation adapted to the pandemic include:

- developing online induction programmes for new starters
- rapid review of the recruitment processes to reduce the time for appointments to critical roles
- supporting the fortnightly board-level briefing to all staff.

We developed an overarching People Plan for NHS England and NHS Improvement to provide oversight of the organisational priorities. The plan was developed in conjunction with regional and national directorates to ensure the ambitions for all areas were included.

To create opportunities for talented staff to progress their careers, a new whole organisation talent development strategy was introduced with a specific agreed approach to talent and development to support our BAME colleagues. This is helping us realise our ambition of 19% BAME representation at all levels of the organisation by 2025.

We have created HR and OD dashboards covering a wide range of topics from diversity and inclusion and flexible working to pay and workforce change. These help the organisation to access clear and up-to-date information that allow us to understand our key challenges.

We have continued to update and improve our range of initiatives to support learning and development. These include a Virtual Leadership Ambassador programme to support effective leadership in a remote working environment and a dedicated area of the intranet to bring together key learning and development interventions, including a revised coaching and mentoring offer for all staff.

A new leadership and management development programme was developed for launch at the start of 2021/22 to support new and experienced managers to develop their skills, incorporating health and wellbeing as a core principle.

To improve recruitment services across the organisation we surveyed recruiting managers and collated feedback, which provided evidence to drive real change. We created a process flow, guidance, training videos and an intranet site to communicate and educate about the improvements. This led to the creation of talent pools for eight different job families that have been identified as key skills needed across the organisation. The talent pools are advertised externally and have over 3,000 internal and external candidates who recruiting managers can draw from as part of their campaigns.

Our approach to apprenticeships continues to make progress with over 100 apprentices currently in training. We have partnered with NHS organisations in Leeds to create a cohort of data analyst

apprentices who will be able to share experience and skills, so creating a future talent pool of a much-needed skill. We have 44 data analysts in training with the remaining apprentices focused on leadership and management disciplines.

Staff engagement and feedback

In addition to regular temperature checks throughout the year we carried out a full staff survey and analysed the results. They were shared with the organisation to influence our future working practices through our local people action plans and enabled us to better understand the different experiences of colleagues, including those who selected a protected characteristic in the survey. This was used to inform our returns relating to WRES, WDES and Stonewall Workplace Equality Index.

Workplace health, safety and wellbeing

In supporting our colleagues through the pandemic, we have specifically positioned health and wellbeing at the forefront of our decision-making; we have supported and equipped colleagues to work safely from home, agreeing temporary changes to staff policies where required; we have put systems and processes in place to support our colleagues continue to, or return to, work in our office environments if required; and we have significantly increased our staff-related communications. Throughout the course of the year we designed and delivered 10 health and wellbeing virtual webinars for colleagues and will continue to build on this with a schedule of events that will run through 2021/22. The Health and Safety Committee has met regularly throughout the period to ensure that people and estates issues have been managed coherently.

The additional Our NHS People health and wellbeing support has been a welcome addition to our already comprehensive 24/7 health and wellbeing offer. In relation to our status as a Mindful Employer we designed and piloted our own Mental Health Awareness Programme and continue to have over 120 mental health first aiders within the organisation.

Employee benefits and staff numbers (subject to audit)

Detail on staff numbers and costs for NHS England and the consolidated group, including commissioning support units (CSUs), are presented in the following tables:

Average number of people employed

Parent	2020/21					2019/20				
	Permanently employed Number	CSU employed Number	Other Number	CSU other Number	Total Number	Permanently employed Number	CSU employed Number	Other Number	CSU other Number	Total Number
Total	6,477	6,459	1,035	325	14,296	5,746	6,273	731	269	13,019
Of the above:										
Number of whole time equivalent people engaged on capital projects	-	-	-	-	-	-	-	4	-	4
Consolidated group	2020/21					2019/20				
	Permanently employed Number	CSU employed Number	Other Number	CSU other Number	Total Number	Permanently employed Number	CSU employed Number	Other Number	CSU other Number	Total Number
Total	25,188	6,459	2,546	325	34,518	24,575	6,273	2,437	269	33,554
Of the above:										
Number of whole time equivalent people engaged on capital projects	-	-	-	-	-	3	-	4	-	7

Employee benefits

Parent	2020/21					2019/20				
	Permanently employed £000	Permanent CSU employees £000	Other £000	CSU other £000	Total £000	Permanently employed £000	Permanent CSU employees £000	Other £000	CSU other £000	Total £000
Employee benefits										
Salaries and wages	375,643	275,568	77,607	26,589	755,407	316,661	258,709	46,653	21,315	643,338
Social security costs	42,705	29,779	-	-	72,484	36,307	28,459	3	1	64,770
Employer contributions to NHS Pension Scheme	67,214	50,424	-	-	117,638	57,759	47,212	6	2	104,979
Other pension costs	-	-	-	-	-	-	-	-	-	-
Apprenticeship Levy	1,836	1,329	-	-	3,165	1,582	1,204	-	-	2,786
Termination benefits	(1,078)	751	-	-	(327)	10,573	8,180	-	-	18,753
Gross employee benefits expenditure	486,320	357,851	77,607	26,589	948,367	422,882	343,764	46,662	21,318	834,626
Less: Employee costs capitalised	-	-	-	-	-	-	-	(341)	-	(341)
Net employee benefits excluding capitalised costs	486,320	357,851	77,607	26,589	948,367	422,882	343,764	46,321	21,318	834,285
Less recoveries in respect of employee benefits	(464)	-	-	-	(464)	(410)	-	-	-	(410)
Total net employee benefits	485,856	357,851	77,607	26,589	947,903	422,472	343,764	46,321	21,318	833,875

Employee benefits

Consolidated group	2020/21					2019/20				
	Permanently employed £000	Permanent CSU employees £000	Other £000	CSU other £000	Total £000	Permanently employed £000	Permanent CSU employees £000	Other £000	CSU other £000	Total £000
Employee benefits										
Salaries and wages	1,314,252	275,568	180,085	26,589	1,796,494	1,217,294	258,709	165,685	21,315	1,663,003
Social security costs	144,008	29,779	485	-	174,272	133,459	28,459	706	1	162,625
Employer contributions to NHS Pension Scheme	236,849	50,424	474	-	287,747	220,789	47,212	668	2	268,671
Other pension costs	254	-	-	-	254	195	-	-	-	195
Apprenticeship Levy	4,536	1,329	-	-	5,865	3,970	1,204	-	-	5,174
Termination benefits	5,826	751	-	-	6,577	20,517	8,180	-	-	28,697
Gross employee benefits expenditure	1,705,725	357,851	181,044	26,589	2,271,209	1,596,224	343,764	167,059	21,318	2,128,365
Less: Employee costs capitalised	-	-	-	-	-	(223)	-	(341)	-	(564)
Net employee benefits excluding capitalised costs	1,705,725	357,851	181,044	26,589	2,271,209	1,596,001	343,764	166,718	21,318	2,127,801
Less recoveries in respect of employee benefits	(7,765)	-	-	-	(7,765)	(8,905)	-	(468)	-	(9,373)
Total net employee benefits	1,697,960	357,851	181,044	26,589	2,263,444	1,587,096	343,764	166,250	21,318	2,118,428

CSUs are part of NHS England and provide services to CCGs.

The employment contracts or secondment of almost all these staff are held for NHS England on a 'hosted basis' by the NHS BSA.

Sickness absence

Sickness absence rates for 2020/21 are published on the NHS Digital website.⁷⁰

⁷⁰ <https://digital.nhs.uk/data-and-information/publications/statistical/nhs-sickness-absence-rates>

Exit packages, severance payments and off-payroll engagements

Expenditure on consultancy and contingent labour

Expenditure on consultancy is detailed in the Annual Accounts under Note 4: Operating expenses. NHS England and CSUs procured consultancy services worth £13.6 million during the financial year, an increase of £11.1 million since 2019/20 (2019/20: £2.5 million).

Across the group, there was a total spend of £52 million on consultancy services during the period, against £46 million the previous year.

Expenditure on contingent labour, including agency staff and secondees, is given in the employee benefits table on page 113, under the 'other' column.

Net expenditure for NHS England and CSUs in this area was £104 million in 2020/21, against £68 million in 2019/20. Across the group, there was a total spend of £208 million on contingent labour during the year, against £188 million the previous year.

Further detail on efficiency controls, and steps we have taken to improve procurement practices and compliance within NHS England during the year, can be found in our governance statement from page 76.

Off-payroll engagements

NHS England and NHS Improvement are committed to employing a capable, talented and diverse on-payroll workforce to support the delivery of its business. It is recognised that in some specific circumstances the use of off-payroll workers, working alongside our on-payroll workforce, can be helpful. For some of our time-limited programmes, short-term contracts are appropriate. The following tables identify off-payroll workers engaged by NHS England as at March 2021.

Off-payroll engagements longer than six months

Off-payroll engagements as at 31 March 2021, covering those earning more than £245 per day and staying longer than six months are as follows:

	NHS England (number)	CSUs (number)	Total (number)
Number of existing engagements as of 31 March 2021	419	133	552
Of which, the number that have existed:			
for less than 1 year at the time of reporting	18	119	137
for between 1 and 2 years at the time of reporting	167	14	181
for between 2 and 3 years at the time of reporting	41	0	41
for between 3 and 4 years at the time of reporting	34	0	34
for 4 or more years at the time of reporting	159	0	159

The majority of off-payroll workers that provide services to NHS England are clinical medical staff. All existing off-payroll engagements, outlined above, have been subject to a risk-based assessment as to whether assurance is required that the individual is paying the right amount of tax and, where necessary, assurance has been sought.

New off-payroll engagements

New off-payroll engagements or those that reached six months in duration, between 1 April 2020 and 31 March 2021, for more than £245 per day and that last longer than six months are as follows:

	NHS England (number)	CSUs (number)	Total (number)
Number of off-payroll workers engaged during the year ended 31 March 2021	262	238	500
Of which:			
Number not subject to off-payroll legislation	0	0	0
Number subject to off-payroll legislation and determined as in-scope of IR35	59	238	297
Number subject to off-payroll legislation and determined as out of scope of IR35	203	0	203
Number of engagements reassessed for compliance or assurance purposes during the year	0	2	2
Of which:			
Number of engagements that saw a change to IR35 status following review	0	2	2
Number of engagements where the status was disputed under provisions in the off-payroll legislation	0	0	0
Of which:			
Number of engagements that saw a change to IR35 status following review	0	0	0

Off-payroll board member/senior official engagement

Off-payroll engagements of Board members and/or senior officials with significant financial responsibility between 1 April 2020 and 31 March 2021 are shown in the table below:

	NHS England (number)	CSUs (number)	Total (number)
Number of off-payroll engagements of Board members and/or senior officers with significant financial responsibility, during the financial year	0	0	0
Total number of individuals on-payroll and off-payroll who have been deemed 'Board members and/or senior officials with significant financial responsibility' during the financial year	221	31	252

Further detail on commercial approvals, and steps we have taken to improve procurement practices and compliance within NHS England during the year can be found in our governance statement from page 76.

Exit packages including severance payments (subject to audit)

Details of exit packages agreed over the year are detailed in the following tables. All contractual severance payments were subject to full external oversight by DHSC.

Exit packages agreed during the year

Parent	2020/21			2019/20		
	Compulsory redundancies	Other agreed departures	Total	Compulsory redundancies	Other agreed departures	Total
	Number	Number	Number	Number	Number	Number
Less than £10,000	3	2	5	28	5	33
£10,001 to £25,000	5	1	6	67	1	68
£25,001 to £50,000	3	-	3	57	1	58
£50,001 to £100,000	5	-	5	75	1	76
£100,001 to £150,000	2	-	2	35	-	35
£150,001 to £200,000	2	-	2	26	-	26
Over £200,001	-	-	-	-	-	-
Total	20	3	23	288	8	296
Total cost (£000)	1,155	19	1,174	17,397	114	17,511

Consolidated group	2020/21			2019/20		
	Compulsory redundancies	Other agreed departures	Total	Compulsory redundancies	Other agreed departures	Total
	Number	Number	Number	Number	Number	Number
Less than £10,000	34	28	62	85	92	177
£10,001 to £25,000	28	21	49	112	41	153
£25,001 to £50,000	22	15	37	88	23	111
£50,001 to £100,000	14	14	28	97	20	117
£100,001 to £150,000	8	9	17	46	3	49
£150,001 to £200,000	12	6	18	44	4	48
Over £200,001	3	-	3	-	-	-
Total	121	93	214	472	183	655
Total cost (£000)	6,110	4,303	10,413	25,242	4,205	29,447

Departures where special payments have been made

	2020/21	
	Number	£
£10,001 to £25,000	-	-
£25,001 to £50,000	3	114,032
Total	3	114,032

Departures where special payments have been made

	2019/20	
	Number	£
£10,001 to £25,000	1	20,000
£25,001 to £50,000	-	-
Total	1	20,000

Analysis of other agreed departures

Parent

	2020/21		2019/20	
	Other agreed departures		Other agreed departures	
	Number	£000	Number	£000
Contractual payments in lieu of notice	3	19	8	114
Total	3	19	8	114

Consolidated group

	2020/21		2019/20	
	Other agreed departures		Other agreed departures	
	Number	£000	Number	£000
Voluntary redundancies including early retirement contractual costs	23	2,464	25	1,447
Mutually agreed resignations (MARS) contractual costs	32	631	41	1,022
Early retirements in the efficiency of the service contractual costs	3	236	1	21
Contractual payments in lieu of notice	35	839	116	1,715
Exit payments following Employment Tribunals or court orders	1	18	-	-
Non-contractual payments requiring HM Treasury approval	3	114	-	-
Total	97	4,303	183	4,205

As a single exit package can be made up of several components, each of which will be counted separately in this table, the total number of exit packages will not necessarily match the total number in the table above.

These tables report the number and value of exit packages agreed in the financial year. The expense associated with these departures may have been recognised in part or in full in a previous period.

Redundancy and other departure costs have been paid in accordance with the provisions of NHS England.

Exit costs are accounted for in accordance with relevant accounting standards and at the latest in full in the year of departure.

Where NHS England and CCGs have agreed early retirements, the additional costs are met by NHS England or the CCG and not by the NHS Pension Scheme and are included in the tables. Ill-health retirement costs are met by the NHS Pension Scheme and are not included in the tables.

Included in the non-contractual payments requiring approval are three payments made by CCGs that are irregular because they did not receive HM Treasury approval. Full details of the payments can be found in the losses and special payments note from page 133.

The Remuneration Report includes the disclosure of exit payments payable to individuals named in that report.

Remuneration Report

People, Remuneration and Nominations Committee

Detail on the role and activity of the People, Remuneration and Nominations Committee is given in our Directors' Report on page 69.

Pay multiples (subject to audit)

Reporting bodies are required to disclose the relationship between the remuneration of the highest paid director in their organisation and the median remuneration of the organisation's workforce.

The banded remuneration of the highest paid member of the Board in the financial year 2020/21 was £255,000 to £260,000 (2019/20: £230,000 to £235,000). This was 5.63 times the median remuneration of the workforce, which was £45,753 (2019/20: £43,772; 5.88).

During 2020/21 the Chief Executive, Sir Simon Stevens, voluntarily took a £20,000 per annum pay cut for the seventh year in a row.

In 2020/21, no employees received pro-rata remuneration in excess of the highest-paid member of the Board (2019/20: none). Remuneration ranged from £7,883 to £260,000 (2019/20: £7,883 to £260,000).

Total remuneration includes salary, non-consolidated performance-related pay (PRP) and benefits in kind, but not severance payments. It does not include employer pension contributions and the cash equivalent transfer value of pensions.

Policy on remuneration of senior managers

The framework for the remuneration of executive directors is set by DHSC through the ESM pay framework for ALBs.

It is NHS England and NHS Improvement policy to pay salaries that are appropriate to recruit senior managers with the necessary skills, capability and experience for the effective running of a more than £150 billion organisation, while recognising the importance of demonstrating pay restraint at a time of considerable pressure on NHS finances. Recommending appropriate remuneration for executive directors is undertaken by the People, Remuneration and Nominations Committees. Final decisions are made by the DHSC ALB Remuneration Committee and HM Treasury, where appropriate.

Performance related pay

The PRP arrangements for national (executive) directors are set out in the ESM pay framework for ALBs. They follow guidance prescribed by DHSC and are in line with HM Treasury requirements. As a local policy decision, NHS England and NHS Improvement do not currently allocate any funding for PRP non-consolidated bonus payments. In recognition of the current economic climate and the need to provide effective system leadership for the NHS, the decision was taken by the Strategic HR and Remuneration Committee and Nomination and Remuneration Committee not to allocate funds for PRP non-consolidated bonus payments for 2020/21. Secondedees are subject to the terms and conditions of their employing organisation.

Policy on senior managers' contracts

Contracts of employment for senior managers are open-ended and recurrent, unless otherwise specified. Notice periods follow the provisions of the ESM contract of employment, as applied by NHS England and NHS Improvement, of six months contractual notice. Termination payments are only able to be authorised where these are contractual and, subject to the value involved, may still require further approval from the DHSC Governance and Assurance Committee. Any proposed non-contractual special severance payment requires formal approval from the DHSC and HM Treasury.

No payments were made to any senior manager to compensate for loss of office in 2020/21.

No payments have been made to past directors and no compensation has been paid on early retirement. This is subject to audit.

Senior managers' service contracts

Name and title	Date of appointment	Notice period	Provisions for compensation for early termination	Other details
Sir Simon Stevens Chief Executive Officer – NHS England	1 April 2014	6 months	Option to provide taxable pay in lieu of part or all of the notice period	
Ian Dodge National Director for Primary Care, Community Services and Strategy – Joint	7 July 2014	6 months		
Dr Emily Lawson Chief Commercial Officer – Joint	1 April 2020	6 months		
Professor Stephen Powis National Medical Director – Joint	1 March 2018	6 months		
Julian Kelly CB Chief Financial Officer – Joint	1 April 2019	6 months		
Ruth May Chief Nursing Officer – Joint	7 January 2019	6 months		
Prerana Issar Chief People Officer – Joint	1 April 2019	6 months		
Matthew Gould CMG MBE National Director for Digital Transformation – Joint	1 July 2019	6 months		

The senior managers indicated as 'joint' in the above table were jointly appointed across NHS England and NHS Improvement (consisting of NHS TDA and Monitor). Full salary disclosures are included within the Remuneration Reports of all three entities and the costs are split equally between NHS England and NHS Improvement, with NHS Improvement costs being split at a ratio of 2:1 TDA-to-Monitor.

Remuneration (salary, benefits in kind and pensions) 2020/21 (subject to audit)

Name and title	(a)	(b)	(c)	(d)	(e)	(f)
	Salary (bands of £5,000)	Benefits in kind (taxable) to nearest £100	Performan ce pay and bonuses (bands of £5,000)	Long-term performance pay and bonuses (bands of £5,000)	Pension- Related benefits (bands of £1,000) ⁷¹	TOTAL (a to e) (bands of £5,000)
	£000	£s	£000	£000	£000	£000
Sir Simon Stevens Chief Executive Officer ⁷²	195-200	0	0	0	0	195-200
Amanda Pritchard Chief Operating Officer ⁷³	255-260	0	0	0	60	315-320
Ian Dodge National Director for Primary Care, Community Services and Strategy ⁷⁴	170-175	0	0	0	0	170-175
Dr Emily Lawson Chief Commercial Officer ⁷⁵	230-235	0	0	0	0	230-235
Professor Stephen Powis National Medical Director	225-230	0	0	0	0	225-230
Julian Kelly CB Chief Financial Officer	205-210	0	0	0	50	255-260
Ruth May Chief Nursing Officer	180-185	0	0	0	385	565-570
Prerana Issar Chief People Officer	230-235	0	0	0	53	280-285
Matthew Gould CMG MBE National Director for Digital Transformation ⁷⁶	100-105	0	0	0	42	140-145

⁷¹ The value of pension benefits accrued during the year is calculated as the real increase in pension multiplied by 20, less the contributions made by the individual. The real increase excludes increases due to inflation or any increase or decrease due to a transfer of pension rights. This value derived does not represent an amount that will be received by the individual. It is a calculation that is intended to provide an estimation of the potential benefit of being a member of the pension scheme.

⁷² On joining NHS England on 1 April 2014, Sir Simon Stevens voluntarily reduced his pay by 10% from the substantive rate of pay for the post of Chief Executive, which would normally be within the range £215,000–£220,000. He has continued with this voluntary reduction in pay since then and throughout 2020/21.

⁷³ The salary for Amanda Pritchard is recharged to NHS England and NHS Improvement from Guy's and St Thomas' NHS Foundation Trust where she is also formally employed and retains a post.

⁷⁴ The position title for Ian Dodge was updated to National Director for Primary Care, Community Services and Strategy from 01 April 2020.

⁷⁵ Dr Emily Lawson commenced in the role of Chief Commercial Officer on 1 April 2020; immediately prior to that she held the role of National Director of Transformation and Corporate Development.

⁷⁶ 80% of the salary costs for Matthew Gould are recharged to NHS England and NHS Improvement from DHSC where he is also formally employed and retains a post. As such, the above figures disclose 80% of salary and pension benefits, with DHSC disclosing the remaining 20%. The full year equivalent salary is £125,000–£130,000.

Remuneration (salary, benefits in kind and pensions) 2019/20 (subject to audit)

Name and title	(a)	(b)	(c)	(d)	(e)	(f)
	Salary (bands of £5,000)	Benefits in kind (taxable) to nearest £100	Performance pay and bonuses (bands of £5,000)	Long-term performance pay and bonuses (bands of £5,000)	Pension- related benefits (bands of £1,000)	TOTAL (a to e) (bands of £5,000)
	£000	£s	£000	£000	£000	£000
Sir Simon Stevens Chief Executive Officer ⁷⁷	195-200	0	0	0	26	220-225
Matthew Swindells Deputy Chief Executive ⁷⁸	85-90	0	0	0	0	85-90
Amanda Pritchard Chief Operating Officer ⁷⁹	170-175	0	0	0	39	210-215
Ian Dodge National Director for Strategy and Innovation	170-175	0	0	0	30	200-205
Dr Emily Lawson National Director of Transformation and Corporate Development	205-210	0	0	0	0	205-210
Professor Stephen Powis National Medical Director	220-225	0	0	0	0	220-225
Julian Kelly CB Chief Financial Officer ⁸⁰	205-210	0	0	0	46	250-255
Ruth May Chief Nursing Officer	175-180	0	0	0	127	305-310
Prerana Issar Chief People Officer ⁸¹	230-235	0	0	0	52	280-285
Matthew Gould CMG MBE National Director for Digital Transformation ⁸²	0	0	0	0	0	0

⁷⁷ On joining NHS England on 1 April 2014, Simon Stevens voluntarily reduced his pay by 10% from the substantive rate of pay for the post of Chief Executive, which would normally be within the range £215,000–£220,000. Mr Stevens has continued with this voluntary reduction in pay throughout 2019/20.

⁷⁸ Matthew Swindells left NHS England on 31 July 2019. The full year equivalent salary is £205,000–£210,000. Mr Swindells was paid a redundancy payment in the salary range of £15,000–£20,000 in July 2019 as compensation for loss of office and this is included in the salary band disclosed within the table.

⁷⁹ Amanda Pritchard commenced in both posts on 1 August 2019 with her salary recharged to NHS England and NHS Improvement from Guy's and St Thomas' NHS Foundation Trust where she is also formally employed and retains a post. The full year equivalent salary is £255,000–£260,000.

⁸⁰ Julian Kelly CB formally commenced in the joint post on 1 April 2019.

⁸¹ Prerana Issar commenced in the joint post on 1 April 2019.

⁸² Matthew Gould commenced in post on 1 July 2019 with his salary costs met wholly by the DHSC, where he is also formally employed and retains a post. The full year equivalent salary is £120,000–£125,000.

Pension benefits (subject to audit)

Name and title	Real increase in pension at pension age (bands of £2,500)	Real increase in pension lump sum at pension age (bands of £2,500)	Total accrued pension at pension age at 31 March 2021 (bands of £5,000)	Lump sum at pension age related to accrued pension at 31 March 2021 (bands of £5,000)	Cash Equivalent Transfer Value at 31 March 2020 ⁸³	Real Increase in Cash Equivalent Transfer Value	Cash Equivalent Transfer Value at 31 March 2021	Employers contribution to partnership pension
	£000	£000	£000	£000	£000	£000	£000	£000
Sir Simon Stevens⁸⁴ Chief Executive Officer	N/A	N/A	N/A	N/A	716	N/A	N/A	N/A
Amanda Pritchard Chief Operating Officer	2.5-5	(2.5)-0	75-80	130-135	1,040	48	1,142	0
Ian Dodge National Director for Strategy and Innovation ⁸⁵	N/A	N/A	N/A	N/A	211	N/A	N/A	0
Dr Emily Lawson Chief Commercial Officer ⁸⁶	N/A	N/A	N/A	N/A	N/A	N/A	N/A	N/A
Professor Stephen Powis National Medical Director ⁸⁷	N/A	N/A	N/A	N/A	N/A	N/A	N/A	N/A
Julian Kelly CB Chief Financial Officer	2.5-5	N/A	5-10	N/A	48	21	99	0
Ruth May Chief Nursing Officer ⁸⁸	15-17.5	50-52.5	90-95	270-275	1,508	392	1,939	0
Prerana Issar Chief People Officer	2.5-5	N/A	5-10	N/A	47	17	98	0
Matthew Gould CMG MBE National Director Digital Transformation ⁸⁹	0-2.5	N/A	45-50	N/A	683	22	732	0

⁸³ As per previous submissions, the column Cash Equivalent Transfer Value at 31 March 2020 is the uninflated value whereas the real Increase in CETV is the employer funded increase.

⁸⁴ Simon Stevens chose to opt out of the NHS Pension Scheme on 1 October 2019.

⁸⁵ Ian Dodge chose to opt out of the NHS Pension Scheme on 1 December 2019.

⁸⁶ Dr Emily Lawson chose not to be covered by the NHS Pension arrangements during the reporting year.

⁸⁷ Professor Stephen Powis chose not to be covered by the NHS Pension arrangements during the reporting year.

⁸⁸ Ruth May chose to opt out of the NHS Pension Scheme on 1 October 2020.

⁸⁹ 80% of the pension costs for Matthew Gould are recharged to NHS England and NHS Improvement from DHSC where he is also formally employed and retains a post. As such, the above figures disclose 80% of pension benefits, with DHSC disclosing the remaining 20%.

Cash Equivalent Transfer Values (CETV) (subject to audit)

A CETV is the actuarially assessed capital value of the pension scheme benefits accrued by a member at a particular point in time.

The benefits valued are the member's accrued benefits and any contingent spouse's (or other allowable beneficiary's) pension payable from the scheme.

A CETV is a payment made by a pension scheme or arrangement to secure pension benefits in another pension scheme or arrangement when the member leaves a scheme and chooses to transfer the benefits accrued in their former scheme.

The pension figures shown relate to the benefits that the individual has accrued as a consequence of their total membership of the pension scheme, not just their service in a senior capacity to which disclosure applies.

The CETV figures and the other pension details include the value of any pension benefits in another scheme or arrangement which the individual has transferred into the NHS Pension Scheme. They also include any additional pension benefit accrued to the member as a result of their purchasing additional years of pension service in the scheme at their own cost. CETVs are calculated within the guidelines and framework prescribed by the Institute and Faculty of Actuaries.

Real increase in CETV

This reflects the increase in CETV effectively funded by the employer. It does not include the increase in accrued pension due to inflation or contributions paid by the employee (including the value of any benefits transferred from another scheme or arrangement) and uses common market valuation factors for the start and end of the period.

Policy on remuneration of non-executive directors

The remuneration of non-executive directors is set by DHSC on appointment and is non-pensionable. All non-executive directors are paid the same amount, except the Chair, Vice Chair and Chair of ARAC, to reflect the equal time commitment expected from each non-executive director. The Chair, Vice Chair and Chair of ARAC are entitled to higher amounts to reflect the increased time commitment associated with their respective roles.

Some non-executive directors, including the Vice Chair, have opted to waive their contractual remuneration. Non-executive directors do not receive PRP or pensionable remuneration.

Non-executive director service contracts

Name and title	Date of appointment	Unexpired term at 31 March 2021	Notice period	Provisions for compensation for early termination	Other details
Lord David Prior Chair	31 October 2018	19 months	6 months	None	
David Roberts CBE Vice Chair	1 July 2014, reappointed to a second term on 1 July 2018	3 months	None	None	Waived entitlement to remuneration
Noel Gordon Non-Executive Director	1 July 2014, reappointed to a second term on 1 July 2018	0 months	None	None	Left NHS England 31 March 2021
Joanne Shaw Non-Executive Director	1 October 2016	0 months	None	None	Left NHS England 30 September 2020
Professor Sir Munir Pirmohamed Non-Executive Director	1 January 2019	0 months	None	None	Transferred to NHS Improvement on 6 November 2020
Lord Ara Darzi Non-Executive Director	1 April 2020	12 months	None	None	
Jeremy Townsend Non-Executive Director	1 October 2020	30 months	None	None	
Laura Wade-Gery Non-Executive Director	6 November 2020	28 months	None	None	
Rakesh Kapoor Non-Executive Director	1 January 2021	33 months	None	None	
Susan Kilsby Non-Executive Director	1 January 2021	33 months	None	None	
Michael Coupe Non-Executive Director	1 January 2021	33 months	None	None	

Non-executive director remuneration (including salary entitlements)

Salaries and allowances 2020/21 (subject to audit)

Name of non-executive director	(a) Salary (bands of £5,000)	(b) Benefits in kind (taxable) rounded to nearest £100	(c) Performance pay and bonuses (bands of £5,000)	(d) Long-term performance pay and bonuses (bands of £5,000)	(e) All pension- related benefits ⁹⁰ (bands of £1,000)	(f) TOTAL (a to e) (bands of £5,000)
	£000	£s	£000	£000	£000	£000
Lord David Prior	60-65	0	0	0	N/A	60-65
David Roberts CBE ⁹¹	0	0	0	0	N/A	0
Noel Gordon	5-10	0	0	0	N/A	5-10
Joanne Shaw ⁹²	10-15	0	0	0	N/A	10-15
Professor Sir Munir Pirmohamed ⁹³	0-5	0	0	0	N/A	0-5
Lord Ara Darzi ⁹⁴	5-10	0	0	0	N/A	5-10
Jeremy Townsend ⁹⁵	5-10	0	0	0	N/A	5-10
Laura Wade-Gery ⁹⁶	0-5	0	0	0	N/A	0-5
Rakesh Kapoor ⁹⁷	0-5	0	0	0	N/A	0-5
Susan Kilsby ⁹⁸	0-5	0	0	0	N/A	0-5
Michael Coupe ⁹⁹	0-5	0	0	0	N/A	0-5

⁹⁰ Non-executive directors do not receive pensionable remuneration and therefore have no pension-related benefits.

⁹¹ David Roberts CBE has waived his entitlement to non-executive director remuneration.

⁹² Joanne Shaw left NHS England on 30 September 2020. The full year equivalent salary is £25,000-£30,000.

⁹³ Professor Sir Munir Pirmohamed transferred to NHS Improvement on 6 November 2020. The full year equivalent salary is £5,000-£10,000.

⁹⁴ Lord Ara Darzi joined NHS England on 1 April 2020.

⁹⁵ Jeremy Townsend joined NHS England on 1 October 2020. The full year equivalent salary is £10,000-£15,000.

⁹⁶ Laura Wade-Gery transferred to NHS England from NHS Improvement on 6 November 2020. The full year equivalent salary is £5,000-£10,000.

⁹⁷ Rakesh Kapoor joined NHS England on 1 January 2021. The full year equivalent salary is £5,000-£10,000.

⁹⁸ Susan Kilsby joined NHS England on 1 January 2021. The full year equivalent salary is £5,000-£10,000.

⁹⁹ Michael Coupe joined NHS England on 1 January 2021. The full year equivalent salary is £5,000-£10,000.

Salaries and allowances 2019/20 (subject to audit)

Name of non-executive director	(a) Salary (bands of £5,000)	(b) Benefits in kind (taxable) rounded to nearest £100	(c) Performance pay and bonuses (bands of £5,000)	(d) Long-term performance pay and bonuses (bands of £5,000)	(e) All pension- related benefits ¹⁰⁰ (bands of £1,000)	(f) TOTAL (a to e) (bands of £5,000)
	£000	£s	£000	£000	£000	£000
Lord David Prior Chair ¹⁰¹	60-65	0	0	0	N/A	60-65
David Roberts CBE Vice Chair ¹⁰²	0	0	0	0	N/A	0
Wendy Becker ¹⁰³	0	0	0	0	N/A	0
Noel Gordon	5-10	0	0	0	N/A	5-10
Michelle Mitchell OBE ¹⁰⁴	5-10	0	0	0	N/A	5-10
Joanne Shaw	25-30	0	0	0	N/A	25-30
Richard Douglas CB ¹⁰⁵ Associate non-voting	5-10	0	0	0	N/A	5-10
Professor Sir Munir Pirmohamed ¹⁰⁶	5-10	0	0	0	N/A	5-10

¹⁰⁰ Non-executive directors do not receive pensionable remuneration and therefore have no pension-related benefits.

¹⁰¹ Lord David Prior incurred an underpayment of salary amounting to £169.35 during the 2018/19 financial year and this was paid in 2019/20. In 2018/19 pension deductions of £3,281.25 were taken in error from Lord David Prior; these pension deductions were refunded in full during 2019/20. These payments are not included in the total remuneration figures disclosed.

¹⁰² David Roberts CBE has waived his entitlement to non-executive director remuneration. David Roberts CBE is also an associate (non-voting) non-executive director at NHS Improvement up until 31 March 2020.

¹⁰³ Wendy Becker waived her entitlement to non-executive director remuneration from 1 September 2016. Wendy Becker left NHS England on 27 June 2019. The full year equivalent salary is £5,000-£10,000.

¹⁰⁴ Michelle Mitchell left NHS England on 29 February 2020. The full year equivalent salary is £5,000-£10,000.

¹⁰⁵ Richard Douglas CB left NHS England on 29 February 2020. The full year equivalent salary is £5,000-£10,000. Richard Douglas was also non-executive director at NHS Improvement and this tenure continued until 31 March 2020.

¹⁰⁶ Professor Sir Munir Pirmohamed incurred an underpayment of salary amounting to £3,284.60 during the 2018/19 financial year and this was paid in 2019/20. This payment is not included in the total remuneration figures disclosed.

Parliamentary Accountability and Audit Report

All elements of this report are subject to audit.

Remote contingent liabilities

There were no remote contingent liabilities.

Notation of gifts over £300,000

NHS England made no political or charitable donations of gifts during the current financial year, or previous financial periods.

Regularity of expenditure: Losses and special payments

Losses and special payments are items that Parliament would not have contemplated when it agreed funds for the health service or passed legislation. By their nature they are items that ideally should not arise and are therefore subject to special control procedures compared to the generality of payments. They are divided into different categories, which govern the way that individual cases are handled. Details of any losses and special payments relating to CCGs can be found within individual CCG annual reports which are published on CCG websites. A list of CCGs, along with links to their websites, can be found on the NHS England website.¹⁰⁷

Losses

The total number of NHS England losses cases, and their total value, was as follows:

	Parent				Consolidated group			
	Total number of cases	Total value of cases	Total number of cases	Total value of cases	Total number of cases	Total value of cases	Total number of cases	Total value of cases
	2020/21	2020/21	2019/20	2019/20	2020/21	2020/21	2019/20	2019/20
	Number	£000	Number	£000	Number	£000	Number	£000
Administrative write-offs	1	7	-	-	431	2,199	101	869
Fruitless payments	1,391	13,326	729	438	1,400	13,496	754	450
Stores losses	-	-	1	-	13	14	14	8
Bookkeeping losses	42	17	53	10	42	17	56	19
Constructive losses	2	15,186	-	-	2	15,186	-	-
Cash losses	55	31,594	2	276	60	32,491	11	281
Claims abandoned	16	262	7,315	1,119	31	309	7,317	1,138
Total	1,507	60,392	8,100	1,843	1,979	63,712	8,253	2,765

¹⁰⁷ www.england.nhs.uk/ccg-details

2020/21 Disclosure: Fruitless payments

Included within the parent loss table above are the following fruitless payments:

- £160k of payments were made in respect of administration costs for cancelled events in 2020/21 as a direct consequence of COVID-19 restrictions.
- A fruitless payment to HMRC of £3.2 million for taxation and national insurance relating to the misclassification of the employment status of off payroll workers.
- Payments of £9.9 million relating to the acquisition of COVID-19 priority drugs by the Commercial medicines team using letters of intent, which committed the organisation to the payment for those drugs. The value relates to surplus amounts of those drugs.

2020/21 Disclosure: Constructive losses

This total cost is made up of the following:

- £13 million. This cost relates to emergency beds that were procured for the Nightingale hospitals at the beginning of the pandemic and includes storage costs. These were bespoke beds for field hospitals and the order made was based on the demand projections at the time. After the closure of the nightingale hospitals, it was deemed that the beds could not be used in any other existing hospitals as the specifications were not to the current standard as implemented in all hospitals. These beds are now subject to renewed plans for redeployment to the new field hospitals.
- £2.2 million. This cost represents 301 ultra-low temperature freezers, which have been deemed as surplus to requirements. At the start of the COVID vaccination programme 440 ultra-low temperature (ULT) freezers were procured for the storage of the Pfizer vaccine. This was an unprecedented situation, with critical timelines to support the response to the pandemic and the national vaccine programme. The quantity was determined from modelling designed to safeguard against a rapidly growing global demand which was placing pressure on the supply of these freezers. At that time, these freezers were crucial to the successful storage and delivery of the vaccine based on the supplier's specification for storage of this particular vaccine.

2020/21 Disclosure: Cash losses

Included within the parent loss table above are the following cash losses:

- £1.6 million represents a payment made to an independent service provider. This is classified as an overpayment as the basis of the payment was not on contractual terms, i.e. the service was part of an ongoing tendering process by NHS England. NHS England has taken the appropriate steps to recover the overpaid sum as part of an ongoing process with NHS England legal representatives. This case has been brought to the attention of DHSC only, as part of the initial consultation process, before approaching HM Treasury.
- £28.4 million represents GP seniority payments made to GP partners based on individuals' years of NHS reckonable service, that were paid to the GP practice on a quarterly basis. The payments were calculated based on the GP annual estimated income. This determined

whether the GP received payment in full or if the payment was abated to 60%. Prior to the commencement of the Capita PCSE contract in 2015 there was inconsistency in the approach to adjustments across the regions, meaning that reconciliation exercises and payment adjustments may not have routinely been undertaken by all areas. This resulted in GPs receiving payments not aligned to entitlement. Reconciliation exercises to determine GPs correct level of entitlement resulted in the overpayments figures that have been reported as part of the cash losses for the year.

NHS England's service management team is currently seeking legal advice to determine the appropriate actions to take, in order to ensure recovery of the overpaid sums. The main issues being considered are:

- how to recover the overpaid sums from GPs when the payments were made to the GP practices.
- application of The Limitation Act in relation to the payments made long ago; and
- the assessment of whether the GPs are still in service in order to enable recovery.

This consultation process remains ongoing with the legal team. Once it is concluded NHS England will ensure that DHSC and HM Treasury are consulted in order to seek the appropriate approvals.

- £585k represents a cash loss incurred relating to a rental dispute for a GP premises, where NHS England were reimbursing the notional rent on a building fully owned by the GPs. It was later established that the information supplied to assure the payment was disputed leading to NHS England deeming the payment was made in error.
- £915k represents transformation funding that was claimed under a new model of care Vanguard project between April 2015 and March 2018. NHS England engaged with an audit firm to establish the level of overclaims. As part of the ongoing mediation process it was agreed that whilst an amount of £5 million would be recovered, a sum of £915k would not be pursued due to the fact that the service provider claims NHS England should pay its outstanding invoices of £4 million on the basis that there are no overclaims.

Included within the group loss table above are the following cash losses:

- £316k. A case declared by NHS Walsall CCG in respect of under-performance on out of hours and urgent care services for the first two years of the contract with the provider. The CCG were subsequently advised that the provider had gone into administration and recovery of the debt became unlikely.
- During 2020/21 a number of irregular payments were identified by Harrow CCG. These are currently subject to further investigation. These payments total £564k and occurred over the accounting periods 2018/2019 to 2020/21, with £93k of the total relating to 2020/21. The full £564k is included in the 2020/21 column of the consolidated group table above.

2019/20 Disclosure: Administrative write offs

Included within administrative write offs in the group is a loss declared by NHS North East Essex CCG (£671k). The CCG took a private provider to court and won. Invoices were raised to recover the £671k owed to the CCG by the provider but the provider went into administration and the debt was deemed irrecoverable and written off.

2019/20 Disclosure: Fruitless payments

Included within the parent costs are fruitless costs incurred by NHS England. A significant proportion of the reported costs, £245k, are a direct result of decisions made in response to COVID-19 to ensure the safety of employees and service users. An additional £153k was incurred as fruitless as part of the administration costs for cancelled events.

2019/20 Disclosure: Cash losses

An investigation was commissioned by NHS England to review General Ophthalmic Service (GOS) claims submitted for payment. Following an initial review of payment profiles and claim patterns of ophthalmic contractors across Cumbria, an optician was identified as being an outlier to the payments and claims patterns. An indicative audit was carried out and it was established that the optician was overpaid due to the administrative errors in submitted claim forms. The cost of £242k represents the sum overpaid.

2019/20 Disclosure: Claims abandoned

In the parent there are losses relating to easements offered in respect of penalty charge notices issued by NHS BSA on behalf of NHS England. The penalty charge notices are issued to individuals who obtained exemptions for prescription or dental charges which they were not eligible to claim. The number and value of easements issued in 2019/20 are considered to be 'claims abandoned'. However, given no individual easement exceeds £300,000 they are included solely within the total number and value of losses in the table.

In June 2018 NHS England's Dental Primary Care team identified inappropriate claims for the provision of orthodontic services by a specific dental practice which resulted in an overpayment of £465k. An internal investigation was carried out and the outcome was that the claims submitted by the practice were inappropriate units of orthodontic activity and did not adhere to the General Dental Services (GDS) contract.

Special payments

The total number of NHS England special payments cases, and their total value, was as follows:

	Parent				Consolidated group			
	Total number of cases	Total value of cases	Total number of cases	Total value of cases	Total number of cases	Total value of cases	Total number of cases	Total value of cases
	2020/21	2020/21	2019/20	2019/20	2020/21	2020/21	2019/20	2019/20
	Number	£000	Number	£000	Number	£000	Number	£000
Compensation payments	1	50	2	12	9	126	19	151
Compensation payments Treasury approved	3	2,259	-	-	79	2,502	-	-
Extra contractual payments	1	92	1	2	3	202	2	21
Ex gratia payments	3	39	2	4	14	258	15	54
Extra statutory extra regulatory payments	-	-	-	-	2	1	1	10
Special severance payments	-	-	-	-	3	114	-	-
Total	8	2,440	5	18	110	3,203	37	236

2020/21 Disclosure: Compensation payments

NHS England managed the process of obtaining HM Treasury approval for special payments in the NHS resulting from the national settlement of liabilities following the decision of the Employment Appeal Tribunal in Flowers and others versus the East of England Ambulance Trust and this judgement being applied to all employers. This approval on NHS providers' behalf totalled £159.9 million, in addition to the £1.0 million relating to NHS England group bodies included in the table above which is split £758k in the NHS England parent and £243k in the CCGs.

The sum of compensation payments with Treasury approval, includes a sum equating to £1.5m which was approved for payment to GPs who are members of the NHS Pension scheme. The payments were approved to compensate GPs for the pension contribution administrative errors, due to incomplete legacy data of GP contributions and issues with service delivery resulting in a backlog of missed or inaccurate pension contract payments.

2020/21 Disclosure: Special severance payments

The three special severance payments are detailed below:

NHS Waltham Forest

CCG A payment totalling £49,000 was made by the CCG during 2020/21 as a settlement with a former employee relating to a claim that had been brought against the CCG. This payment should have been submitted to NHS England for review and approval prior to being paid. In line with the CCG's Standing Financial Instructions, this payment should also have been reviewed and approved by the CCG Governing Body or a nominated sub-committee prior to being recommended. These approvals were not in place prior to making the payment. The CCG sought

retrospective approval from NHS England but this was not granted. This type of payment also requires HM Treasury approval. As this was not given the payment is therefore irregular.

NHS Barking and Dagenham CCG, NHS Havering CCG and NHS Redbridge CCG

A payment totalling £28,224 was agreed by three CCGs as an additional termination payment to a former employee in recognition of additional responsibilities undertaken in their capacity as the Nurse Director and serving member of the CCGs governing bodies within the Barking, Havering and Redbridge system. This payment was made during 2020/21. It should have been submitted to NHS England for review and approval prior to being paid. The CCGs sought retrospective approval from NHS England but this was not granted. This type of payment also requires HM Treasury approval. As this was not given the payment is therefore irregular.

NHS Berkshire West CCG

During 2020/21 the CCG decided to award an extra-contractual severance payment of £51,000 to their outgoing accountable officer and provided for this in their 2020/21 accounts. Per Managing Public Money, such payments always require Treasury approval. The CCG should therefore have followed the NHS England special severance payment guidance and obtained HMT approval before the award was offered to the employee. This was not done, and the CCG subsequently sought retrospective approval in 2021/22 from NHS England but this was not granted.

In 2021/22 the CCG decided to award an extra-contractual payment of £36,808 to the same individual (which was paid in August 2021), instead of the £51,000 referred to above. Whilst some consultation with NHS England was carried out at a regional level this payment request should also have been submitted to NHS England for formal review and approval prior to being offered to the individual, but the correct approvals were not in place prior to the payments being made. This payment also required HM Treasury approval. As this was not obtained the transaction is therefore irregular.

The three payments noted above are also included in the Exit Packages disclosures on page 118.

Cost allocation and setting of charges

NHS England certifies that it has complied with the HM Treasury guidance on cost allocation and the setting of charges. The following provides details of income generation activities whose full cost exceeded £1 million or was otherwise material:

2020/21	Note	Parent			Consolidated group		
		Income	Full cost	Surplus / (deficit)	Income	Full cost	Surplus / (deficit)
		£000	£000	£000	£000	£000	£000
Dental	2 & 4	277,611	(3,061,746)	(2,784,135)	277,665	(3,061,746)	(2,784,081)
Prescription	2 & 4	606,434	(2,135,603)	(1,529,169)	615,251	(11,184,193)	(10,568,942)
Total fees and charges		884,045	(5,197,349)	(4,313,304)	892,916	(14,245,939)	(13,353,023)

2019/20	Note	Parent			Consolidated group		
		Income	Full cost	Surplus / (deficit)	Income	Full cost	Surplus / (deficit)
		£000	£000	£000	£000	£000	£000
Dental	2 & 4	848,251	(3,089,173)	(2,240,922)	848,292	(3,089,173)	(2,240,881)
Prescription	2 & 4	607,397	(1,970,835)	(1,363,438)	614,126	(10,501,902)	(9,887,776)
Total fees and charges		1,455,648	(5,060,008)	(3,604,360)	1,462,418	(13,591,075)	(12,128,657)

The fees and charges information in this note is provided in accordance with section 3.2.12 of the Government Financial Reporting Manual. It is provided for fees and charges purposes and not for IFRS 8 purposes. The financial objective of prescription and dental charges is to collect charges only from those patients who are eligible to pay.

Prescription charges¹⁰⁸ are a contribution to the cost of pharmaceutical services including the supply of drugs. In 2019/20, the NHS prescription charge for each medicine or appliance dispensed was £9.00, and in 2020/21 it was £9.15. However, around 90% of prescription items¹⁰⁹ are dispensed free each year where patients are exempt from charges. In addition, patients who were eligible to pay charges could purchase pre-payment certificates at £29.65 for three months or £105.90 for a year. A number of other charges were payable for wigs and fabric supports.

Those who are not eligible for exemption are required to pay NHS dental charges¹¹⁰ which fall into three bands depending on the level and complexity of care provided. In 2019/20, the charge for Band 1 treatment was £22.70, for Band 2 was £62.10 and for Band 3 was £269.30. From 14 December 2020, the charge for Band 1 treatments was £23.80, for Band 2 was £65.20 and for Band 3 was £282.80.

¹⁰⁸ <https://www.gov.uk/government/speeches/nhs-prescription-charges-from-1-april-2020>

¹⁰⁹ <https://digital.nhs.uk/data-and-information/publications/statistical/prescriptions-dispensed-in-the-community/prescriptions-dispensed-in-the-community-england---2007---2017>

¹¹⁰ <https://questions-statements.parliament.uk/written-statements/detail/2020-11-23/hcws593>

Certificate and Report of the Comptroller and Auditor General to the House of Commons

Opinion on financial statements

I certify that I have audited the financial statements of the NHS Commissioning Board for the year ended 31 March 2021 under the Health and Social Care Act 2012. The financial statements comprise the Group and Parent Statements of Comprehensive Net Expenditure, Financial Position, Cash Flows, Changes in Taxpayers' Equity; and the related notes, including the significant accounting policies. These financial statements have been prepared under the accounting policies set out within them. The financial reporting framework that has been applied in their preparation is applicable law and the Department for Health and Social Care Group Accounting Manual.

I have also audited the information in the Accountability Report that is described in that report as having been audited.

In my opinion, the financial statements:

- give a true and fair view of the state of the group's and of the NHS Commissioning Board's affairs as at 31 March 2021 and of the group's and the parent's net expenditure for the year then ended; and
- have been properly prepared in accordance with the Health and Social Care Act 2012 and Secretary of State directions issued thereunder.

Qualified opinion on regularity

In my opinion, except for the effects of the matters described in the *Basis for qualified opinion on regularity* section below, in all material respects, the income and expenditure recorded in the financial statements have been applied to the purposes intended by Parliament and the financial transactions recorded in the financial statements conform to the authorities which govern them.

Basis for qualified opinion on regularity

I have qualified my opinion on regularity because of a failure to comply with the requirements of Managing Public Money, which forms part of the NHS Commissioning Board's framework of authorities.

A provision was made in 2020-21 by Berkshire West Clinical Commissioning Group (CCG), which consolidates into the NHS Commissioning Board's financial statements, for a special severance payment to their outgoing accountable officer. The CCG subsequently made the payment of £36,809 in August 2021. Such a payment is outside the CCG's and the NHS Commissioning Board's authority under Managing Public Money and therefore requires explicit HM Treasury approval. HM Treasury approval was not sought and therefore, in my opinion, the payment is irregular.

In respect of this payment, I consider that insufficient regard has been paid to the framework of authorities and use of public funds. This payment is therefore material by virtue of its nature.

Further detail can be found in my report on page 141.

Basis for opinions

I conducted my audit in accordance with International Standards on Auditing (ISAs) (UK), applicable law and Practice Note 10 'Audit of Financial Statements of Public Sector Entities in the United Kingdom'. My responsibilities under those standards are further described in the Auditor's responsibilities for the audit of the financial statements section of my certificate.

Those standards require me and my staff to comply with the Financial Reporting Council's Revised Ethical Standard 2019. I have also elected to apply the ethical standards relevant to listed entities. I am independent of the NHS Commissioning Board in accordance with the ethical requirements that are relevant to my audit of the financial statements in the UK. My staff and I have fulfilled our other ethical responsibilities in accordance with these requirements.

I believe that the audit evidence I have obtained is sufficient and appropriate to provide a basis for my opinion on the financial statements and qualified opinion on regularity.

Conclusions relating to going concern

In auditing the financial statements, I have concluded that the NHS Commissioning Board's use of the going concern basis of accounting in the preparation of the financial statements is appropriate.

Based on the work I have performed, I have not identified any material uncertainties relating to events or conditions that, individually or collectively, may cast significant doubt on the NHS Commissioning Board's ability to continue as a going concern for a period of at least twelve months from when the financial statements are authorised for issue.

My responsibilities and the responsibilities of the Board and the Accounting Officer with respect to going concern are described in the relevant sections of this certificate.

The going concern basis of accounting for the NHS Commissioning Board is adopted in consideration of the requirements set out in HM Treasury's Government Financial Reporting Manual, which require entities to adopt the going concern basis of accounting in the preparation of the financial statements where it is anticipated that the services which they provide will continue into the future.

Other Information

The other information comprises information included in the annual report but does not include the parts of the Accountability Report described in that report as having been audited, the financial statements and my auditor's certificate thereon. The Board and the Accounting Officer is responsible for the other information. My opinion on the financial statements does not cover the other information and except to the extent otherwise explicitly stated in my certificate, I do not express any form of assurance conclusion thereon. In connection with my audit of the financial statements, my responsibility is to read the other information and, in doing so, consider whether the other information is materially inconsistent with the financial statements or my knowledge obtained in the audit or otherwise appears to be materially misstated. If I identify such material inconsistencies or apparent material misstatements, I am required to determine whether this gives rise to a material misstatement in the financial statements themselves. If, based on the work I have performed, I conclude that there is a material misstatement of this other information, I am required to report that fact.

I have nothing to report in this regard.

Opinion on other matters

In my opinion, based on the work undertaken in the course of the audit:

- the parts of the Accountability Report to be audited have been properly prepared in accordance with Secretary of State directions made under the Health and Social Care Act 2012; and
- the information given in the Performance and Accountability Reports for the financial year for which the financial statements are prepared is consistent with the financial statements.

Matters on which I report by exception

In the light of the knowledge and understanding of the NHS Commissioning Board and its environment obtained in the course of the audit, I have not identified material misstatements in the Performance and Accountability Reports. I have nothing to report in respect of the following matters which I report to you if, in my opinion:

- adequate accounting records have not been kept or returns adequate for my audit have not been received from branches not visited by my staff; or
- the financial statements and the parts of the Accountability Report to be audited are not in agreement with the accounting records and returns; or
- certain disclosures of remuneration specified by HM Treasury's Government Financial Reporting Manual are not made; or
- I have not received all of the information and explanations I require for my audit; or
- the Governance Statement does not reflect compliance with HM Treasury's guidance.

Responsibilities of the Board and Accounting Officer for the financial statements

As explained more fully in the Statement of Accounting Officer's Responsibilities, the Board and the Accounting Officer are responsible for:

- the preparation of the financial statements in accordance with the applicable financial reporting framework and for being satisfied that they give a true and fair view;
- internal controls as the Board and the Accounting Officer determines is necessary to enable the preparation of financial statement to be free from material misstatement, whether due to fraud or error; and
- assessing the NHS Commissioning Board's ability to continue as a going concern, disclosing, as applicable, matters related to going concern and using the going concern basis of accounting unless the Board and the Accounting Officer anticipates that the services provided by the NHS Commissioning Board will not continue to be provided in the future.

Auditor's responsibilities for the audit of the financial statements

My responsibility is to audit, certify and report on the financial statements in accordance with the Health and Social Care Act 2012.

My objectives are to obtain reasonable assurance about whether the financial statements as a whole are free from material misstatement, whether due to fraud or error, and to issue a certificate that includes my opinion. Reasonable assurance is a high level of assurance but is not a guarantee that an audit conducted in accordance with ISAs (UK) will always detect a material misstatement when it exists. Misstatements can arise from fraud or error and are considered material if, individually or in the aggregate, they could reasonably be expected to influence the economic decisions of users taken on the basis of these financial statements.

I design procedures in line with my responsibilities, outlined above, to detect material misstatements in respect of non-compliance with laws and regulation, including fraud.

My procedures included the following:

- Inquiring of management, the NHS Commissioning Board's head of internal audit and those charged with governance, including obtaining and reviewing supporting documentation relating to the NHS Commissioning Board's policies and procedures relating to:
 - identifying, evaluating and complying with laws and regulations and whether they were aware of any instances of non-compliance;
 - detecting and responding to the risks of fraud and whether they have knowledge of any actual, suspected or alleged fraud; and
 - the internal controls established to mitigate risks related to fraud or non-compliance with laws and regulations including the NHS Commissioning Board's controls relating to the Health and Social Care Act 2012 and Managing Public Money.
- discussing among the engagement team including significant component audit teams regarding how and where fraud might occur in the financial statements and any potential indicators of fraud. As part of this discussion; I identified potential for fraud in the following

areas: posting of unusual journals, revenue recognition and accounting for areas of management estimation such as accruals; and

- obtaining an understanding of the NHS Commissioning Board and Group's framework of authority as well as other legal and regulatory frameworks that the NHS Commissioning Board and Group operates in, focusing on those laws and regulations that had a direct effect on the financial statements or that had a fundamental effect on the operations of the NHS Commissioning Board and Group. The key laws and regulations I considered in this context included the Health and Social Care Act 2012, Managing Public Money, employment law, tax legislation and pensions legislation.

In addition to the above, my procedures to respond to identified risks included the following:

- reviewing the financial statement disclosures and testing to supporting documentation to assess compliance with relevant laws and regulations discussed above;
- enquiring of management, the Audit and Risk Assurance Committee and in-house legal counsel concerning actual and potential litigation and claims;
- reading minutes of meetings of those charged with governance and the Board; and
- in addressing the risk of fraud through management override of controls, testing the appropriateness of journal entries and other adjustments; assessing whether the judgements made in making accounting estimates are indicative of a potential bias; and evaluating the business rationale of any significant transactions that are unusual or outside the normal course of business.

I also communicated relevant identified laws and regulations and potential fraud risks to all engagement team members including internal specialists and significant component audit teams and remained alert to any indications of fraud or non-compliance with laws and regulations throughout the audit.

A further description of my responsibilities for the audit of the financial statements is located on the Financial Reporting Council's website at: www.frc.org.uk/auditorsresponsibilities. This description forms part of my certificate.

In addition, I am required to obtain evidence sufficient to give reasonable assurance that the income and expenditure reported in the financial statements have been applied to the purposes intended by Parliament and the financial transactions conform to the authorities which govern them.

I communicate with those charged with governance regarding, among other matters, the planned scope and timing of the audit and significant audit findings, including any significant deficiencies in internal control that I identify during my audit.

Report

As set out above I have qualified my regularity opinion on the basis of irregular expenditure on a special severance payment made by Berkshire West CCG. The NHS Commissioning Board has set out the circumstances leading to this in the Accountability Report on page 134. The NHS Commissioning Board has also included a section in their Governance Statement (on page 98) setting out the control weaknesses that led to this occurring. In this same section they have set out how they propose to strengthen controls to prevent the reoccurrence of such irregular expenditure in the future. In the context of the ongoing mergers of CCGs and the proposed creation of Integrated Commissioning Boards in 2022-23 it will be important that any new controls are embedded quickly across the NHS Commissioning Board Group.

I also refer you to the explanatory report that I have included alongside my audit certificate on the 2020-21 financial statements of the Department of Health and Social Care (DHSC) which considers group-wide financial management issues, as the NHS Commissioning Board is a significant component of the DHSC Group.

Gareth Davies

31 January 2022

Comptroller and Auditor General

National Audit Office | 157-197 Buckingham Palace Road | Victoria, London, SW1W 9SP

Annual Accounts

Amanda Pritchard
Accounting Officer

28 January 2022

Statement of comprehensive net expenditure for the year ended 31 March 2021

	Note	Parent		Consolidated group	
		2020/21	2019/20	2020/21	2019/20
		£000	£000	£000	£000
Income from sale of goods and services	2	(1,353,925)	(1,945,492)	(1,399,245)	(2,058,318)
Other operating income	2	(13,585)	(3,813)	(87,428)	(93,478)
Total operating income		(1,367,510)	(1,949,305)	(1,486,673)	(2,151,796)
Staff costs	3	948,367	834,285	2,271,209	2,127,801
Purchase of goods and services	4	143,025,780	123,167,307	142,570,469	122,251,284
Depreciation and impairment charges	4	157,939	134,743	172,635	149,325
Provision expense	4	249	312,291	86,475	329,056
Other operating expenditure	4	731,860	431,800	870,975	541,817
Total operating expenditure		144,864,195	124,880,426	145,971,763	125,399,283
Net operating expenditure		143,496,685	122,931,121	144,485,090	123,247,487
Finance income		-	-	(52)	-
Finance expense	11	5,028	(404)	5,169	(500)
Net expenditure for the year		143,501,713	122,930,717	144,490,207	123,246,987
Other (gains)/losses		-	-	1,711	331
Total net expenditure for the year		143,501,713	122,930,717	144,491,918	123,247,318
Other comprehensive net expenditure					
Items which will not be reclassified to net operating costs					
Actuarial (gain)/loss in pension schemes		-	-	3,508	(1,866)
Movements in general fund		-	-	31	-
Total other comprehensive net expenditure		-	-	3,539	(1,866)
Comprehensive net expenditure for the year		143,501,713	122,930,717	144,495,457	123,245,452

The notes on pages 149-191 form part of this statement.

Statement of financial position as at 31 March 2021

	Note	Parent		Consolidated group	
		31 March 2021	31 March 2020	31 March 2021	31 March 2020
		£000	£000	£000	£000
Non-current assets:					
Property, plant and equipment	6	453,415	454,625	473,837	486,460
Intangible assets	7	45,680	4,150	47,235	8,841
Trade and other receivables	8	-	-	295	747
Other financial assets	8	-	-	2,106	1,554
Total non-current assets		499,095	458,775	523,473	497,602
Current assets:					
Inventories		58,829	46,168	71,268	64,710
Trade and other receivables	8	1,009,334	260,347	1,573,323	990,143
Cash and cash equivalents	9	150,032	151,683	159,230	171,238
Total current assets		1,218,195	458,198	1,803,821	1,226,091
Total assets		1,717,290	916,973	2,327,294	1,723,693
Current liabilities					
Trade and other payables	10	(3,958,272)	(4,435,806)	(11,056,822)	(10,808,461)
Provisions	12	(37,684)	(18,440)	(183,992)	(105,803)
Total current liabilities		(3,995,956)	(4,454,246)	(11,240,814)	(10,914,264)
Total assets less current liabilities		(2,278,666)	(3,537,273)	(8,913,520)	(9,190,571)
Non-current liabilities					
Trade and other payables	10	(30)	(26)	(5,496)	(2,185)
Provisions	12	(323,257)	(340,887)	(357,368)	(366,117)
Total non-current liabilities		(323,287)	(340,913)	(362,864)	(368,302)
Total assets less total liabilities		(2,601,953)	(3,878,186)	(9,276,384)	(9,558,873)
Financed by taxpayers' equity and other reserves					
General fund		(2,601,953)	(3,878,186)	(9,269,196)	(9,555,193)
Revaluation reserve		-	-	18	18
Other reserves		-	-	(7,206)	(3,698)
Total taxpayers' equity		(2,601,953)	(3,878,186)	(9,276,384)	(9,558,873)

The notes on pages 149-191 form part of this statement.

The financial statements on pages 144 to 148 were approved by the Board on 28 January 2022 and signed on its behalf by:

Amanda Pritchard, Accounting Officer

Statement of changes in taxpayers' equity for the period ended 31 March 2021

Parent	General fund	Revaluation reserve	Other reserves	Total taxpayers equity
Changes in taxpayers' equity for 2020/21	£000	£000	£000	£000
Balance at 1 April 2020	(3,878,186)	-	-	(3,878,186)
Changes in total taxpayers' equity for 2020/21				
Total net expenditure for the year	(143,501,713)	-	-	(143,501,713)
Comprehensive net expenditure for the year	(143,501,713)	-	-	(143,501,713)
Grant in aid	144,777,946	-	-	144,777,946
Balance at 31 March 2021	(2,601,953)	-	-	(2,601,953)
Parent	General fund	Revaluation reserve	Other reserves	Total taxpayers equity
Changes in taxpayers' equity for 2019/20	£000	£000	£000	£000
Balance at 1 April 2019	(3,750,313)	-	-	(3,750,313)
Changes in total taxpayers' equity for 2019/20				
Total net expenditure for the year	(122,930,717)	-	-	(122,930,717)
Comprehensive net expenditure for the year	(122,930,717)	-	-	(122,930,717)
Grant in aid	122,802,844	-	-	122,802,844
Balance at 31 March 2020	(3,878,186)	-	-	(3,878,186)

Consolidated group	General fund	Revaluation reserve	Other reserves	Total taxpayers' equity
Changes in taxpayers' equity for 2020/21	£000	£000	£000	£000
Balance at 1 April 2020	(9,555,193)	18	(3,698)	(9,558,873)
Changes in total taxpayers' equity for 2020/21				
Total net expenditure for the year	(144,491,918)	-	-	(144,491,918)
Movements in other reserves	-	-	(3,508)	(3,508)
Movements in general fund	(31)	-	-	(31)
Transfers between reserves	-	-	-	-
Comprehensive net expenditure for the year	(144,491,949)	-	(3,508)	(144,495,457)
Grant in aid	144,777,946	-	-	144,777,946
Balance at 31 March 2021	(9,269,196)	18	(7,206)	(9,276,384)

Consolidated group	General fund	Revaluation reserve	Other reserves	Total taxpayers' equity
Changes in taxpayers' equity for 2019/20	£000	£000	£000	£000
Balance at 1 April 2019	(9,110,735)	34	(5,564)	(9,116,265)
Changes in total taxpayers' equity for 2019/20				
Total net expenditure for the year	(123,247,318)	-	-	(123,247,318)
Movements in other reserves	-	-	1,866	1,866
Transfers between reserves	16	(16)	-	-
Comprehensive net expenditure for the year	(123,247,302)	(16)	1,866	(123,245,452)
Grant in aid	122,802,844	-	-	122,802,844
Balance at 31 March 2020	(9,555,193)	18	(3,698)	(9,558,873)

Other reserves reflect pension assets/liabilities in respect of staff in non NHS defined benefit schemes in CCGs. Full details can be found in the CCG statutory accounts published on their websites.

The notes on pages 149-191 form part of this statement.

Statement of cash flows for the year ended 31 March 2021

	Note	Parent		Consolidated group	
		2020/21 £000	2019/20 £000	2020/21 £000	2019/20 £000
Cash flows from operating activities					
Net expenditure for the financial year		(143,501,713)	(122,930,717)	(144,491,918)	(123,247,318)
Depreciation and amortisation	4	157,939	134,743	172,313	149,325
Impairments and reversals	4	-	-	321	-
Other non-cash adjustments ¹¹¹		-	-	4	(169)
Movement due to transfers by absorption		-	-	(1,915)	-
(Gain)/loss on disposal		-	-	1,711	331
Unwinding of discount	12	5,028	(404)	5,136	(538)
Change in discount rate	12	40,291	(165)	40,216	(279)
(Increase)/decrease in inventories		(12,661)	(9,141)	(6,558)	(15,778)
(Increase)/decrease in trade and other receivables	8	(748,277)	(53,424)	(582,018)	(24,070)
Increase/(decrease) in trade and other payables	10	(468,624)	(113,069)	237,042	187,735
Provisions utilised	12	(3,663)	(5,457)	(20,880)	(34,908)
Increase/(decrease) in provisions	12	(40,042)	312,456	46,884	330,677
Net cash outflow from operating activities		(144,571,722)	(122,665,178)	(144,599,662)	(122,654,992)
Cash flows from investing activities					
Interest received		-	-	(52)	-
Payments for property, plant and equipment		(163,826)	(172,690)	(173,413)	(187,257)
Payments for intangible assets		(43,541)	(2,235)	(43,641)	(3,817)
(Payments) for other financial assets		-	-	(500)	(1,000)
Proceeds from disposal of assets: property, plant and equipment		(508)	1	(457)	1,904
Proceeds from disposal of assets: intangible assets		-	-	-	-
Net cash outflow from investing activities		(207,875)	(174,924)	(218,063)	(190,170)
Net cash outflow before financing activities		(144,779,597)	(122,840,102)	(144,817,725)	(122,845,162)
Cash flows from financing activities					
Grant in aid funding received		144,777,946	122,802,844	144,777,946	122,802,844
Capital element of payments in respect of finance leases		-	-	(95)	(91)
Net cash inflow from financing activities		144,777,946	122,802,844	144,777,851	122,802,753
Net increase/(decrease) in cash and cash equivalents		(1,651)	(37,258)	(39,874)	(42,409)
Cash and cash equivalents at the beginning of the financial year	9	151,683	188,941	154,285	196,694
Cash and cash equivalents at the end of the financial year	9	150,032	151,683	114,411	154,285

The notes on pages 149-191 form part of this statement

There is no separate disclosure under IAS 7 for cash and non-cash movements for financing activities because the values are immaterial.

¹¹¹ Other non-cash adjustments comprise a pension charge of £7,000 (2019/20 credit of £169,000) and a £3,000 credit to account for the straight lining of an operating lease cost.

Notes to the financial statements

1. Statement of accounting policies

These financial statements have been prepared in a form directed by the Secretary of State under Schedule 1(A), paragraph 15(2) of the Health and Social Care Act 2012 and in accordance with the 2020/2021 DHSC Group Accounting Manual (GAM) issued by DHSC and comply with HM Treasury's Financial Reporting Manual 2020/21 (FReM). The accounting policies contained in the DHSC GAM apply International Financial Reporting Standards (IFRS) as adapted or interpreted for the public sector context. Where the DHSC GAM permits a choice of accounting policy, the accounting policy which is judged to be most appropriate to the particular circumstances of NHS England for the purpose of giving a true and fair view has been selected. The particular policies adopted by NHS England are described below. They have been applied consistently in dealing with items considered material to the accounts.

The functional and presentational currency is pounds sterling and figures are expressed in pounds thousands unless expressly stated. Two sets of figures are presented – the first relating to NHS England itself (the parent) and a second set of consolidated figures (consolidated group). The entities making up the consolidated group are declared in Note 20.

Exchange gains and losses on monetary items (arising on settlement of the transaction or on retranslation at the statement of financial position date) are recognised in the statement of comprehensive net expenditure in the period in which they arise.

1.1 Operating segments

Income and expenditure are analysed in the Operating Segments note (Note 16) and reflect the management information used within NHS England. Information on assets less liabilities is not separately reported to the Chief Operating Decision Maker and therefore in accordance with IFRS 8 does not form part of the disclosure in Note 16.

1.2 Accounting convention

These accounts have been prepared under the historical cost convention, modified to account for the revaluation of property, plant and equipment, intangible assets, and certain financial assets and financial liabilities.

1.3 Basis of consolidation

These accounts comprise the results of the NHS England statutory entity as well as the consolidated position of NHS England and its 135 related CCGs. Transactions between entities included in the consolidation are eliminated.

CSUs form part of NHS England and provide services to CCGs. The CSU results are included within the parent accounts as they are not separate legal entities.

1.4 Comparative information

The comparative information provided in these financial statements is for the year ended 31 March 2020.

1.5 Going concern

On 1 April 2019, a new joint leadership structure came into effect across NHS England, NHS TDA and Monitor. The underlying legal entities of NHS England, NHS TDA and Monitor remained in place. The Health and Social Care Bill was introduced to the House of Commons on 6 July 2021. The policy intention of DHSC is to merge the functions of the three statutory bodies into a single body. The bill introduced to the House of Commons aims to achieve this by transferring the functions of NHS TDA and Monitor into NHS England. Should the legislation be passed the existing underlying functions will remain the same.

NHS England's financial statements are produced on a going concern basis. NHS England is supply-financed and draws its funding from DHSC. Parliament has demonstrated its commitment to fund DHSC for the foreseeable future via the latest Spending Review and the passing of the Health and Social Care Act 2012. In the same way, DHSC has demonstrated commitment to the funding of NHS England. It is therefore considered appropriate to adopt the going concern basis for the preparation of these financial statements.

1.6 Transfer of function

As public sector bodies within a departmental boundary are deemed to operate under common control, business reconfigurations are outside the scope of IFRS 3 Business Combinations. When functions transfer between two public sector bodies the FReM requires the application of 'absorption accounting'. Absorption accounting requires that entities account for their transactions in the period in which those transactions took place. Where assets and liabilities transfer, the gain or loss resulting is recognised in the statement of net comprehensive expenditure and is disclosed separately from operating costs.

1.7 Revenue recognition

In the adoption of IFRS 15 a number of practical expedients offered in the Standard have been employed. These are as follows:

- As per paragraph 121 of the Standard NHS England will not disclose information regarding the performance obligations part of a contract that has an original expected duration of one year or less.

- NHS England is to similarly not disclose information where revenue is recognised in line with the practical expedient offered in paragraph B16 of the Standard where the right to consideration corresponds directly with value of the performance completed to date.
- The FReM has mandated the exercise of the practical expedient offered in C7(a) of the Standard that requires NHS England to reflect the aggregate effect of contracts modified before the date of initial application.

The main source of funding for NHS England is grant-in-aid from DHSC. NHS England is required to maintain expenditure within this allocation. DHSC also approves a cash limit for the period. NHS England is required to draw down cash in accordance with this limit. Grant-in-aid is drawn down and credited to the general fund. Grant-in-aid is recognised in the financial period in which it is received.

Revenue in respect of services provided is recognised when (or as) performance obligations are satisfied by transferring promised services to the customer, and is measured at the amount of the transaction price allocated to that performance obligation.

IFRS 15 is applicable to revenue in respect of dental and prescription charges in line with the adaptation in IFRS 15 which states that the definition of a contract includes revenue received under legislation and regulations. Revenue for these charges is recognised when the performance event occurs, the issue of a prescription or payment for dental treatment.

Income received in respect of penalty charge notices issued in relation to non-payment of prescribing and dental charges is recognised on a cash receipts basis.

Where income is received for a specific performance obligation that is to be satisfied in the following year, that income is deferred.

Other operating revenue is recognised when the service is rendered and the stage completion of the transaction at the end of the reporting period can be measured reliably, and it is probable that the economic benefit associated with the transaction will flow to the group. Income is measured at fair value of the consideration receivable.

The value of the benefit received when NHS England accesses funds from the government's apprenticeship service are recognised as income in accordance with IAS 20, Accounting for Government Grants. Where these funds are paid directly to an accredited training provider, non-cash income and a corresponding non-cash training expense are recognised, both equal to the cost of the training funded.

1.8 Employee benefits

Recognition of short-term benefits – retirement benefit costs:

Past and present employees are covered by the provisions of the NHS Pensions Schemes. The schemes are unfunded, defined benefit schemes that cover NHS employers, GPs and other bodies allowed under the direction of the Secretary of State in England and Wales. The schemes are not designed to be run in a way that would enable NHS bodies to identify their share of the underlying assets and liabilities. Therefore, the schemes are accounted for as if they were a defined contribution scheme; the cost recognised in these accounts represents the contributions payable for the year. Details of the benefits payable under these provisions can be found on the NHS Pensions website.¹¹²

For early retirements other than those due to ill-health, the additional pension liabilities are not funded by the scheme. The full amount of the liability for the additional costs is charged to expenditure at the time the organisation commits itself to the retirement, regardless of the method of payment.

Salaries, wages and employment-related payments, including payments arising from the apprenticeship levy, are recognised in the period in which the service is received from employees. The cost of leave earned but not taken by employees at the end of the period is recognised in the financial statements to the extent that employees are permitted to carry forward leave into the following year.

1.9 Other expenses

Other operating expenses are recognised when, and to the extent that, the goods or services have been received. They are measured at the fair value of the consideration payable.

1.10 Value added tax

Most of the activities of the group are outside the scope of value added tax (VAT). Irrecoverable VAT is charged to the relevant expenditure category or included in the capitalised purchase cost of non-current assets. Where output tax is charged or input VAT is recoverable, the amounts are stated net of VAT.

¹¹² www.nhsbsa.nhs.uk/pensions

1.11 Property, plant and equipment

Recognition

Property, plant and equipment is capitalised if:

- it is held for use in delivering services or for administrative purposes
- it is probable that future economic benefits will flow to, or service potential will be supplied to, the group
- it is expected to be used for more than one financial year
- the cost of the item can be measured reliably; and either
- the item cost at least £5,000, or
- collectively, a number of items have a total cost of at least £5,000 and individually have a cost of more than £250, where the assets are functionally interdependent, they have broadly simultaneous purchase dates, are anticipated to have simultaneous disposal dates and are under single managerial control.

Where an asset includes a number of components with significantly different asset lives, the components are treated as separate assets and depreciated over their individual useful economic lives.

Measurement of property, plant and equipment

All property, plant and equipment are measured initially at cost, representing the cost directly attributable to acquiring or constructing the asset and bringing it to the location and condition necessary for it to be capable of operating in the manner intended by management. Assets that are held for their service potential and are in use are measured subsequently at their current value in existing use.

IT equipment, transport equipment, furniture and fittings, and plant and machinery that are held for operational use are valued at depreciated historical cost as a proxy for current value in existing use. This is in accordance with FReM requirements as these assets have short useful lives or low values or both.

Balances held in the Revaluation reserve relate to balances inherited as at 1 April 2013. In line with our accounting policy, no further revaluation gains have been recognised.

Subsequent expenditure

Where subsequent expenditure enhances an asset beyond its original specification, the directly attributable cost is capitalised. Where subsequent expenditure restores the asset to its original specification, the expenditure is capitalised and any existing carrying value of the item replaced is charged to operating expenses.

1.12 Intangible non-current assets

Intangible non-current assets are non-monetary assets without physical substance that are capable of sale separately from the rest of the group's business or arise from contractual or other legal rights. They are recognised only when it is probable that future economic benefits will flow to, or service potential be provided to, the group; where the cost of the asset can be measured reliably; and where the cost is at least £5,000 or collectively the cost is at least £5,000 with each individual item costing more than £250.

Intangible non-current assets acquired separately are initially recognised at cost. Software that is integral to the operation of hardware is capitalised as part of the relevant item of property, plant and equipment. Software that is not integral to the operation of hardware is capitalised as an intangible asset.

Following initial recognition, intangible assets are carried at depreciated historical cost as a proxy for current value in existing use.

1.13 Research and development

Expenditure on research is not capitalised: it is recognised as an operating expense in the period in which it is incurred. Internally generated assets are recognised if, and only if, all the following have been demonstrated:

- the technical feasibility of completing the intangible asset so that it will be available for use
- the intention to complete the intangible asset and use it
- the ability to sell or use the intangible asset
- how the intangible asset will generate probable future economic benefits or service potential
- the availability of adequate technical, financial and other resources to complete the intangible asset and sell or use it
- the ability to reliably measure the expenditure attributable to the intangible asset during its development.

The amount initially recognised for internally generated intangible assets is the sum of the expenditure incurred from the date when the criteria for recognition are initially met. Where no internally generated intangible asset can be recognised, the expenditure is recognised in the period in which it is incurred.

1.14 Depreciation, amortisation and impairments

Freehold land, assets under construction, investment properties, stockpiled goods and assets held for sale are neither depreciated nor amortised.

Otherwise, depreciation or amortisation, as appropriate, is charged to write off the costs or valuation of property, plant and equipment and intangible non-current assets, less any residual

value, on a straight line basis over their estimated remaining useful lives. The estimated useful life of an asset is the period over which economic benefits or service potential is expected to be obtained from the asset. Estimated useful lives and residual values are reviewed each year end, with the effect of any changes recognised on a prospective basis. Assets held under finance leases are depreciated over the shorter of the lease term and the estimated useful life.

Depreciation/amortisation is charged as follows:

	Minimum life (years)	Maximum life (years)
Buildings excluding dwellings	5	20
Plant and machinery	5	10
Transport equipment	5	10
Information technology	2	10
Furniture and fittings	5	10
Computer software: purchased	2	5
Licences and trademarks	2	5
Development expenditure (internally generated)	2	5

A revaluation decrease that does not result from a loss of economic value or service potential is recognised as an impairment charged to the revaluation reserve to the extent that there is a balance on the reserve for the asset being impaired and, thereafter, to expenditure. Impairment losses that arise from a clear consumption of economic benefit are taken to expenditure. Where an impairment loss subsequently reverses, the carrying amount of the asset is increased to the revised estimate of the recoverable amount but capped at the amount that would have been determined had there been no initial impairment loss. The reversal of the impairment loss is credited to expenditure to the extent of the decrease previously charged there and thereafter to the revaluation reserve.

1.15 Government grants

Government grant funded assets are capitalised at their fair value on receipt, with a matching credit to income. Deferred income is recognised only where conditions attached to the grant preclude immediate recognition of the gain.

1.16 Non-current assets held for sale

Non-current assets are classified as held for sale if their carrying amount will be recovered principally through a sale transaction rather than through continuing use. This condition is satisfied once both of the following criteria are met:

- the asset is available for immediate sale in its present condition subject only to terms which are usual and customary for such sales; and
- the sale is highly probable.

Non-current assets held for sale are measured at the lower of their previous carrying amount and fair value less costs to sell. Fair value is open market value including alternative uses.

The profit or loss arising on disposal of an asset is the difference between the sale proceeds and the carrying amount and is recognised in the statement of comprehensive net expenditure. On disposal, the balance for the asset in the revaluation reserve is transferred to retained earnings.

Property, plant and equipment that is to be scrapped or demolished does not qualify for recognition as held for sale. Instead, it is retained as an operational asset and its economic life is adjusted. The asset is de-recognised when it is scrapped or demolished.

1.17 Leases

Leases are classified as finance leases when substantially all the risks and rewards of ownership are transferred to the lessee. All other leases are classified as operating leases.

Property, plant and equipment held under finance leases are initially recognised at the inception of the lease at fair value or, if lower, at the present value of the minimum lease payments, with a matching liability for the lease obligation to the lessor. Lease payments are apportioned between finance charges and reduction of the lease obligation to achieve a constant rate of interest on the remaining balance of the liability. Finance charges are recognised in the statement of comprehensive net expenditure.

Operating lease payments are recognised as an expense on a straight line basis over the lease term. Lease incentives are recognised initially as a liability and subsequently as a reduction of rentals on a straight line basis over the lease term.

Contingent rentals are recognised as an expense in the period in which they are incurred.

Where a lease is for land and buildings, the land and building components are separated and individually assessed as to whether they are operating or finance leases.

1.18 Inventories

Inventories are valued at the lower of cost and net realisable value, and are utilised using the First in First Out method of inventory controls.

1.19 Cash and cash equivalents

Cash is cash in hand and deposits with any financial institution repayable without penalty on notice of not more than 24 hours. Cash equivalents are investments that mature in three months or less from the date of acquisition and are readily convertible to known amounts of cash with insignificant risk of change in value. In the statement of cash flows, cash and cash equivalents are shown net of bank overdrafts that are repayable on demand and that form an integral part of cash management. Cash, bank and overdraft balances are recorded at current values.

1.20 Provisions

Provisions are recognised when there exists a present legal or constructive obligation as a result of a past event, it is probable that the group will be required to settle the obligation, and a reliable estimate can be made of the amount of the obligation. The amount recognised as a provision is the best estimate of the expenditure required to settle the obligation at the end of the reporting period, taking into account the risks and uncertainties. Where a provision is measured using the cash flows estimated to settle the obligation, its carrying amount is the present value of those cash flows using HM Treasury's discount rates.

Provisions are subject to three separate discount rates according to the expected timing of cashflows:

- A nominal short-term rate of (0.02) percent (2019/20: 0.51 percent in real terms) is applied to inflation adjusted expected cash flows up to and including five years from statement of financial position date.
- A nominal medium-term rate of 0.18 percent (2019/20: 0.55 percent in real terms) is applied to inflation adjusted expected cash flows over five years up to and including 10 years from the statement of financial position date.
- A nominal long-term rate of 1.99 percent (2019/20: 1.99 percent in real terms) is applied to inflation adjusted expected cash flows over 10 years and up to and including 40 years from the statement of financial position date.

1.21 Clinical negligence costs

NHS Resolution operates a risk pooling scheme under which NHS England and CCGs pay an annual contribution to NHS Resolution, which in turn settles all clinical negligence claims. The contribution is charged to expenditure. Although NHS Resolution is administratively responsible for all clinical negligence cases, the legal liability rests with the group.

1.22 Non-clinical risk pooling

The NHS England group participates in the Property Expenses Scheme and the Liabilities to Third Parties scheme. Both are risk pooling schemes under which NHS England and CCGs pay an annual contribution to NHS Resolution and, in return, receive assistance with the cost of claims arising. The annual membership contributions, and any excesses payable in respect of particular claims, are charged to operating expenses when they become due.

1.23 Contingent liabilities and contingent assets

A contingent liability is:

- A possible obligation that arises from past events and whose existence will be confirmed only by the occurrence or non-occurrence of one or more uncertain future events not wholly within the control of the organisation.
- A present obligation that is not recognised because it is not probable that a payment will be required to settle the obligation or the amount of the obligation cannot be measured sufficiently reliably.

A contingent liability is disclosed unless the possibility of a payment is remote.

A contingent asset is a possible asset that arises from past events and whose existence will be confirmed by the occurrence or non-occurrence of one or more uncertain future events not wholly within the control of the organisation. A contingent asset is disclosed where an inflow of economic benefits is probable.

Where the time value of money is material, contingent liabilities that are required to be disclosed under IAS37 are stated at discounted amounts.

1.24 Financial assets

Financial assets are recognised on the statement of financial position when the group becomes party to the financial instrument contract or, in the case of trade receivables, when the goods or services have been delivered. Financial assets are de-recognised when the contractual rights have expired, or the asset has been transferred and the group has transferred substantially all the risks and rewards of ownership or has not retained control of the asset.

As available for sale financial assets, the group's investments are measured at fair value. With the exception of impairment losses, changes in value are taken to the revaluation reserve.

Accumulated gains or losses are recycled to the consolidated statement of net comprehensive expenditure on de-recognition.

Financial assets are classified into the following categories: financial assets at amortised cost, financial assets at fair value through other comprehensive income, and financial assets at fair value through profit and loss. The classification is determined by the cash flow and business model characteristics of the financial assets, as set out in IFRS 9, and is determined at the time of initial recognition.

1.24.1 Financial assets at amortised cost

Financial assets measured at amortised cost are those held within a business model whose objective is to hold financial assets in order to collect contractual cash flows and where the cash flows are solely payments of principal and interest. This includes most trade receivables, loans receivable and other simple debt instruments.

After initial recognition, these financial assets are measured at amortised cost using the effective interest method, less any impairment. The effective interest rate is the rate that exactly discounts estimated future cash receipts through the life of the financial asset to the gross carrying amount of the financial asset.

1.24.2 Financial assets at fair value through other comprehensive income

Financial assets measured at fair value through other comprehensive income are those held within a business model whose objective is achieved by both collecting contractual cash flows and selling financial assets and where the cash flows are solely payments of principal and interest.

1.24.3 Financial assets at fair value through profit and loss

Financial assets measured at fair value through profit or loss are those that are not otherwise measured at amortised cost or fair value through other comprehensive income. This includes derivatives and financial assets acquired principally for the purpose of selling in the short term.

1.24.4 Impairment

For all financial assets measured at amortised cost or at fair value through other comprehensive income (except equity instruments designated at fair value through other comprehensive income), lease receivables and contract assets, NHS England recognises a loss allowance representing expected credit losses on the financial instrument.

NHS England adopts the simplified approach to impairment, in accordance with IFRS 9, and measures the loss allowance for trade receivables, contract assets and lease receivables at an amount equal to lifetime expected credit losses. For other financial assets, the loss allowance is measured at an amount equal to lifetime expected credit losses if the credit risk on the financial instrument has increased significantly since initial recognition (stage 2), and otherwise at an amount equal to 12-month expected credit losses (stage 1).

HM Treasury has ruled that central government bodies may not recognise stage 1 or stage 2 impairments against other government departments, their executive agencies, the Bank of England, Exchequer Funds and Exchequer Funds' assets where repayment is ensured by primary legislation. NHS England therefore does not recognise loss allowances for stage 1 or stage 2 impairments against these bodies. Additionally, DHSC provides a guarantee of last resort against

the debts of its arm's length bodies and NHS bodies (excluding NHS charities), and NHS England does not recognise loss allowances for stage 1 or stage 2 impairments against these bodies.

For financial assets that have become credit impaired since initial recognition (stage 3), expected credit losses at the reporting date are measured as the difference between the asset's gross carrying amount and the present value of the estimated future cash flows discounted at the financial asset's original effective interest rate. Any adjustment is recognised in profit or loss as an impairment gain or loss.

1.25 Financial liabilities

Financial liabilities are recognised in the statement of financial position when the group becomes party to the contractual provisions of the financial instrument or, in the case of trade payables, when the goods or services have been received. Financial liabilities are de-recognised when the liability has been discharged; that is, the liability has been paid or has expired.

Financial liabilities are initially recognised at fair value.

After initial recognition, financial liabilities are measured at amortised cost using the effective interest method. The effective interest rate is the rate that exactly discounts estimated future cash payments through the life of the asset to the net carrying amount of the financial liability. Interest is recognised using the effective interest method.

1.26 Accounting standards that have been issued but have not yet been adopted

The FReM does not require the following Standards and Interpretations to be applied in 2020/21. These Standards are still subject to HM Treasury FReM adoption, with IFRS 16 being for implementation in 2022/23, and the government implementation date for IFRS 17 still subject to HM Treasury consideration.

IFRS 16 leases – the standard is effective from 1 April 2022 as adapted and interpreted by the FReM.

IFRS 17 insurance contracts – application required for accounting periods beginning on or after 1 January 2021, but not yet adopted by the FReM: early adoption is not therefore permitted.

IFRS 16 leases

IFRS 16 – leases replaces IAS 17 – leases, IFRIC 4 Determining whether an arrangement contains a lease, and SIC 27 – Evaluating the substance of transactions involving the legal form of a lease and introduces a single, on-statement of financial position lease accounting model for lessees.

Currently, the NHS England parent and the CCGs (the group) recognises operating lease expenses on a straight-line basis over the term of the lease, and recognises assets and liabilities only to the extent that there is a timing difference between actual lease payments and the expense recognised. Under IFRS 16 it will recognise a right-of-use asset representing its right to use the underlying asset and a lease liability representing its obligation to make lease payments for any operating leases it assesses fall under IFRS 16. There are recognition exemptions for short-term leases and leases of low-value items.

In addition, the group will no longer charge provisions for operating leases that it assesses to be onerous to the statement of comprehensive net expenditure. Instead, the group will include the payments due under the lease with any appropriate assessment for impairments in the right of use asset.

The group has assessed that there is no significant impact on its current finance leases due to the immaterial value on the statement of financial position and no significant impact on the limited transactions it undertakes as a lessor because IFRS 16 has not substantially changed the accounting arrangements for lessors.

IFRS 16 is effective for periods beginning on or after 1 January 2019 but under the requirements of the FReM NHS England group will not adopt it until 1 April 2022. NHS England has estimated the impact of initial application as described below.

The actual impact may change however, because:

- a) The value and nature of the leases that the group holds at the time of implementation may change.
- b) Processes and controls to identify and account for right of use assets under IFRS 16 are continuing to be developed.

Impact

Note 5 contains details of operating lease expenditure at 31 March 2021. An assessment of the nature of leases within other indicates that these comprise mainly low value office items that would fall under the short-term lease or low value lease exemptions in IFRS 16 and therefore, this expense will continue to be treated as straight line operating expenditure.

The most significant impact will be that the group will need to recognise right of use assets and lease liabilities for any buildings currently treated as operating leases that meet the recognition criteria in IFRS 16. At 31 March 2021 the future minimum lease payments amounted to £159 million and this means that the nature of this expense will be assessed and change from being an operating lease expense to depreciation and interest expense.

Transition

The NHS England parent and the CCGs will recognise the cumulative effect of adopting the standard at the date of initial application as an adjustment to the opening retained earnings with no restatement of comparative balances.

IFRS 16 does not require entities to reassess whether a contract is, or contains, a lease at the date of initial application. HM Treasury has interpreted this to mandate this practical expedient and therefore the group will apply IFRS 16 to contracts identified as a lease under IAS 17 or IFRIC 4 at 1 April 2022. However, during the 20/21 financial year the NHS England core department, CSUs and CCGs have continued to review material contracts to ensure they have been correctly treated under IAS 17. This has resulted in a fall in the number of transactions treated as an operating lease under IAS 17, but there has been no prior year adjustment under IAS 8 on the grounds that the change is not material.

The group will utilise three further practical expedients under the transition approach adopted:

- a) The election to not make an adjustment for leases for which the underlying asset is of low value.
- b) The election to not make an adjustment to leases where the lease terms ends within 12 months of the date of application.
- c) The election to use hindsight in determining the lease term if the contract contains options to extend or terminate the lease.

Other accounting standards issued but not yet adopted

Full assessments of the impact of the remaining standards issued but not yet adopted will be completed by NHS England in due course following any relevant guidance issued in the Government Financial Reporting Manual.

2. Operating income

	Parent		Consolidated group	
	2020/21 £000	2019/20 £000	2020/21 £000	2019/20 £000
Income from sale of goods and services (contracts)				
Education, training and research	2,460	1,367	12,075	13,753
Non-patient care services to other bodies ¹¹³	385,506	400,313	262,623	291,944
Prescription fees and charges ¹¹⁴	606,434	607,397	615,251	614,126
Dental fees and charges	277,611	848,251	277,665	848,292
Other contract income	81,450	87,754	223,866	280,829
Recoveries in respect of employee benefits	464	410	7,765	9,374
Total income from sale of goods and services	1,353,925	1,945,492	1,399,245	2,058,318
Other operating income				
Rental revenue from operating leases	-	-	24	176
Charitable and other contributions to revenue expenditure: non-NHS	140	344	1,461	1,711
Receipt of donations (capital/cash) ¹¹⁵	9,579	-	9,579	-
Non-cash apprenticeship training grants revenue	273	173	689	544
Other non-contract revenue	3,593	3,296	75,675	91,047
Total other operating income	13,585	3,813	87,428	93,478
Total operating income	1,367,510	1,949,305	1,486,673	2,151,796

¹¹³ Parent non-patient care services to other bodies revenue figures are greater than those of the consolidated group due to the elimination of intra-group trading.

¹¹⁴ In line with the adaptation in the HM Treasury Financial Reporting Manual prescription fees and charges and dental fees and charges are treated as revenue arising from a contract and accounted for under IFRS15.

¹¹⁵ The receipts of donation(capital/cash) is in relation to donated imaging assets from Department of Health and Social Care

2.1 Disaggregation of revenue

We disaggregate our revenue from contracts with customers by the nature of the revenue. This is shown in Note 2. Note 2.1 provides the disaggregation in line with our operating segments reported in Note 16.

Parent 2020/21	CCG £000	Direct commissioning £000	NHS England £000	Other £000	i/co eliminations £000	Total £000
Income from sale of goods and services (contracts)						
Education, training and research	-	228	1,721	511	-	2,460
Non-patient care services to other bodies	-	1,890	3,980	566,866	(187,230)	385,506
Prescription fees and charges	-	606,434	-	-	-	606,434
Dental fees and charges	-	275,865	-	1,746	-	277,611
Other contract income	-	11,824	15,582	25,523	28,521	81,450
Recoveries in respect of employee benefits	-	35	429	-	-	464
Total income from sale of goods and services	-	896,276	21,712	594,646	(158,709)	1,353,925

Parent 2019/20	CCG £000	Direct commissioning £000	NHS England £000	Other £000	i/co eliminations £000	Total £000
Income from sale of goods and services (contracts)						
Education, training and research	-	600	535	232	-	1,367
Non-patient care services to other bodies	-	6,154	3,108	478,714	(87,663)	400,313
Prescription fees and charges	-	607,397	-	-	-	607,397
Dental fees and charges	-	848,251	-	-	-	848,251
Other contract income	-	14,812	31,181	25,943	15,818	87,754
Recoveries in respect of employee benefits	-	-	410	-	-	410
Total income from sale of goods and services	-	1,477,214	35,234	504,889	(71,845)	1,945,492

Consolidated group 2020/21	CCG £000	Direct commissioning £000	NHS England £000	Other £000	i/co eliminations £000	Total £000
Income from sale of goods and services (contracts)						
Education, training and research	9,615	228	1,721	511	-	12,075
Non-patient care services to other bodies	364,786	1,890	3,980	566,866	(674,899)	262,623
Prescription fees and charges	8,817	606,434	-	-	-	615,251
Dental fees and charges	54	275,865	-	1,746	-	277,665
Other contract income	147,180	11,824	15,582	25,523	23,757	223,866
Recoveries in respect of employee benefits	7,980	35	429	-	(679)	7,765
Total income from sale of goods and services	538,432	896,276	21,712	594,646	(651,821)	1,399,245

Consolidated group 2019/20	CCG £000	Direct commissioning £000	NHS England £000	Other £000	i/co eliminations £000	Total £000
Income from sale of goods and services (contracts)						
Education, training and research	12,293	600	535	231	94	13,753
Non-patient care services to other bodies	469,958	6,154	3,108	478,714	(665,990)	291,944
Prescription fees and charges	6,728	607,398	-	-	-	614,126
Dental fees and charges	41	848,251	-	-	-	848,292
Other contract income	195,921	14,811	31,181	25,943	12,973	280,829
Recoveries in respect of employee benefits	14,540	-	410	-	(5,576)	9,374
Total income from sale of goods and services	699,481	1,477,214	35,234	504,888	(658,499)	2,058,318

3. Employee benefits

3.1. Employee benefits table

	Parent		Consolidated group	
	2020/21 £000	2019/20 £000	2020/21 £000	2019/20 £000
Employee benefits				
Salaries and wages	755,407	643,338	1,796,494	1,663,003
Social security costs	72,484	64,770	174,272	162,625
Employer contributions to NHS Pension scheme	117,638	104,979	287,747	268,671
Other pension costs	-	-	254	195
Apprenticeship levy	3,165	2,786	5,865	5,174
Termination benefits	(327)	18,753	6,577	28,697
Gross employee benefits expenditure	948,367	834,626	2,271,209	2,128,365
Less: Employee costs capitalised	-	(341)	-	(564)
Gross employee benefits excluding capitalised costs	948,367	834,285	2,271,209	2,127,801
Less recoveries in respect of employee benefits	(464)	(410)	(7,765)	(9,373)
Net employee benefits	947,903	833,875	2,263,444	2,118,428

Staff numbers can be found in the Accountability Report on page 113.

3.2 Pension costs

As described in Note 1.8 past and present employees are covered by the provisions of the two NHS Pension Schemes. Details of the benefits payable and rules of the schemes can be found on the NHS Pensions website.¹¹⁶ Both are unfunded defined benefit schemes that cover NHS employers, GP practices and other bodies, allowed under the direction of the Secretary of State for Health and Social Care in England and Wales. They are not designed to be run in a way that would enable NHS bodies to identify their share of the underlying scheme assets and liabilities. Therefore, each scheme is accounted for as if it were a defined contribution scheme: the cost to the NHS body of participating in each scheme is taken as equal to the contributions payable to that scheme for the accounting period.

In order that the defined benefit obligations recognised in the financial statements do not differ materially from those that would be determined at the reporting date by a formal actuarial valuation, the FReM requires that “the period between formal valuations shall be four years, with approximate assessments in intervening years”. An outline of these follows:

¹¹⁶ www.nhsbsa.nhs.uk/pensions

3.2.1 Accounting valuation

A valuation of scheme liability is carried out annually by the scheme actuary (currently the Government Actuary's Department) as at the end of the reporting period. This utilises an actuarial assessment for the previous accounting period in conjunction with updated membership and financial data for the current reporting period and is accepted as providing suitably robust figures for financial reporting purposes. The valuation of the scheme liability as at 31 March 2021 is based on valuation data as at 31 March 2020, updated to 31 March 2021 with summary global member and accounting data. In undertaking this actuarial assessment, the methodology prescribed in IAS 19, relevant FReM interpretations and the discount rate prescribed by HM Treasury have also been used.

The latest assessment of the liabilities of the scheme is contained in the report of the scheme actuary, which forms part of the annual NHS Pension Scheme Accounts. These accounts can be viewed on the NHS Pensions website and are published annually. Copies can also be obtained from The Stationery Office.

Full actuarial (funding) valuation

The purpose of this valuation is to assess the level of liability in respect of the benefits due under the schemes (taking into account recent demographic experience), and to recommend contribution rates payable by employees and employers.

The latest actuarial valuation undertaken for the NHS Pension Scheme was completed as at 31 March 2016. The results of this valuation set the employer contribution rate payable from April 2019 to 20.6% of pensionable pay. The 2016 funding valuation was also expected to test the cost of the scheme relative to the employer cost cap that was set following the 2012 valuation. In January 2019, the government announced a pause to the cost control element of the 2016 valuations, due to the uncertainty around member benefits caused by the discrimination ruling relating to the McCloud case.

The government subsequently announced in July 2020 that the pause had been lifted, and so the cost control element of the 2016 valuations could be completed. The government has set out that the costs of remedy of the discrimination will be included in this process. HM Treasury valuation directions will set out the technical detail of how the costs of remedy will be included in the valuation process. The government has also confirmed that the government actuary is reviewing the cost control mechanism (as was originally announced in 2018). The review will assess whether the cost control mechanism is working in line with original government objectives and reported to government in April 2021. The findings of this review will not impact the 2016 valuations, with the aim for any changes to the cost cap mechanism to be made in time for the completion of the 2020 actuarial valuations.

3.2.2 Scheme provisions

The NHS Pension Scheme provided defined benefits, which are summarised below. This list is an illustrative guide only, and is not intended to detail all the benefits provided by the scheme or the specific conditions that must be met before these benefits can be obtained:

- The scheme is a 'final salary' scheme. Annual pensions are normally based on 1/80th for the 1995 section and of the best of the last three years pensionable pay for each year of service, and 1/60th for the 2008 section of reckonable pay per year of membership. Members who are practitioners as defined by the Scheme Regulations have their annual pensions based on total pensionable earnings over the relevant pensionable service.
- With effect from 1 April 2008 members can choose to give up some of their annual pension for an additional tax-free lump sum, up to a maximum amount permitted under HMRC rules. This new provision is known as 'pension commutation'.
- Annual increases are applied to pension payments at rates defined by the Pensions (Increase) Act 1971, and are based on changes in retail prices in the 12 months ending 30 September in the previous calendar year. From 2011/12 the Consumer Price Index has been used and replaced the Retail Prices Index.
- Early payment of a pension, with enhancement, is available to members of the scheme who are permanently incapable of fulfilling their duties effectively through illness or infirmity. A death gratuity of twice final year's pensionable pay for death in service, and five times their annual pension for death after retirement is payable.
- For early retirements other than those due to ill-health the additional pension liabilities are not funded by the scheme. The full amount of the liability for the additional costs is charged to the employer.
- Members can purchase additional service in the scheme and contribute to money purchase additional voluntary contributions (AVCs) run by the scheme's approved providers or by other free standing additional voluntary contributions (FSAVC) providers.

3.2.3 Local government pension schemes

Within the group there are CCGs who account for defined benefit pension scheme assets and liabilities primarily in respect of local government superannuation schemes. These schemes are immaterial to the group financial statements and therefore have not been disclosed separately. Full disclosures are available in the underlying CCGs published accounts.

3.2.4 Principal Civil Service Pension Scheme

Past and present employees are covered by the provisions of the Principal Civil Service Pension Scheme (PCSPS) and the Civil Servant and Other Pension Scheme (CSOPS). These schemes are unfunded, defined benefit schemes covering civil servants. The schemes are not designed in a way that would enable employers to identify their share of the underlying scheme assets and

liabilities. Therefore, the schemes are accounted for as though they were defined contribution schemes: the cost to NHS England of participating in a scheme is taken as equal to the contributions payable to the scheme for the accounting period.

For defined contribution schemes, such as Civil Service partnership pensions, NHS England recognises the contributions payable for the year.

NHS England recognises the full cost of benefits paid under the Civil Service Compensation Scheme, including the early payment of pensions.

4. Operating expenses

	Parent		Consolidated group	
	2020/21 Total £000	2019/20 Total £000	2020/21 Total £000	2019/20 Total £000
Purchase of goods and services – cash				
Services from other CCGs and NHS England	4,354	12,773	-	-
Services from foundation trusts	21,033,035	15,150,671	63,153,860	51,643,165
Services from other NHS trusts	9,591,707	6,819,703	31,830,848	27,375,924
Provider Sustainability Fund*	(10,921)	2,595,848	(10,921)	2,595,848
Services from other 'whole of government accounts' (WGA) bodies**	10,216	16,361	66,757	70,734
Purchase of healthcare from non-NHS bodies	3,534,992	1,431,572	18,374,804	14,413,662
Purchase of social care	2	50	851,720	705,362
General dental services and personal dental services	3,061,746	3,089,173	3,061,746	3,089,173
Prescribing costs	20,848	20,339	9,059,707	8,540,631
Pharmaceutical services	2,114,755	1,950,496	2,124,486	1,961,271
General ophthalmic services	578,154	534,875	590,306	547,797
GP primary care services	1,150,931	891,670	10,399,490	9,153,611
Supplies and services – clinical	(184,924)	9,694	(120,175)	71,976
Supplies and services – general	688,817	358,220	1,700,347	931,637
Consultancy services	13,633	2,464	51,552	45,790
Establishment	301,056	172,907	599,035	409,991
Transport	382	11,960	88,734	68,461
Premises	105,030	72,879	447,912	389,468
Audit fees***	480	300	10,720	10,312
Other non-statutory audit expenditure	-	-	3,741	2,848
Other professional fees	92,798	46,864	161,523	108,313
Legal fees	21,466	7,155	36,636	19,406
Education and training	51,333	58,183	86,952	95,360
Funding to group bodies****	100,845,617	89,912,977	-	-
Total purchase of goods and services – cash	143,025,507	123,167,134	142,569,780	122,250,740
Other operating expenditure – cash				
Chair and non-executive members	123	128	38,997	48,104
Grants to other bodies	354,619	78,155	378,468	100,949
Clinical negligence	-	-	220	240
Research and development (excluding staff costs)	707	910	13,080	15,107
Other expenditure	45,395	18,848	84,408	37,526
Total other operating expenditure – cash	400,844	98,041	515,173	201,926
Total operating expenses – cash	143,426,351	123,265,175	143,084,953	122,452,666
Depreciation and impairment charges – non-cash items				
Depreciation	155,901	133,335	168,300	145,988
Amortisation	2,038	1,408	4,013	3,337
Impairments and reversals of property, plant and equipment	-	-	249	-
Impairments and reversals of intangible assets	-	-	73	-
Total depreciation and impairment charges - non-cash	157,939	134,743	172,635	149,325
Provision expense – non-cash items				
Change in discount rate	40,291	(165)	40,216	(279)
Provisions	(40,042)	312,456	46,259	329,335
Total provision expense - non-cash	249	312,291	86,475	329,056
Purchase of goods and services – non-cash				
Non-cash apprenticeship training grants	273	173	689	544
Total purchase of goods and services – non-cash	273	173	689	544
Other operating expenditure – non-cash items				
Expected credit loss on receivables	3,652	192	16,752	913
Inventories consumed	327,364	333,567	339,050	338,978
Total other operating expenditure - non-cash	331,016	333,759	355,802	339,891
Total operating expenses – non-cash	489,477	780,966	615,601	818,816
Total operating expenditure	143,915,828	124,046,141	143,700,554	123,271,482

Parent expenditure figures may be greater than those of the consolidated group due to the elimination of intra-group trading.

* In 2019/20 NHS England has allocated expenditure through the Provider Sustainability Fund (PSF; formally Sustainability and Transformation Fund) for provider support, in line with the NHS England mandate.

** Services from other WGA bodies comprises expenditure with DHSC, DHSC ALBs and NHS Blood and Transplant.

*** In both financial years NHS England purchased no non-audit services from the NAO. Details of CCG non-audit expenditure can be found in the underlying individual CCG accounts.

**** Funding to group bodies is shown above and represents cash funding drawn down by the CCGs. These balances are eliminated on consolidation.

5. Operating leases as lessee

5.1 Payments recognised as an expense

Parent	2020/21			2019/20		
	Buildings	Other	Total	Buildings	Other	Total
	£000	£000	£000	£000	£000	£000
Payments recognised as an expense						
Minimum lease payments	60,312	875	61,187	43,390	1,352	44,742
Total	60,312	875	61,187	43,390	1,352	44,742

Consolidated group	2020/21			2019/20		
	Buildings	Other	Total	Buildings	Other	Total
	£000	£000	£000	£000	£000	£000
Payments recognised as an expense						
Minimum lease payments	180,833	1,742	182,575	173,003	2,570	175,573
Contingent rents	-	2,839	2,839	-	2,356	2,356
Total	180,833	4,581	185,414	173,003	4,926	177,929

5.2 Future minimum lease payments

Parent	2020/21			2019/20		
	Buildings	Other	Total	Buildings	Other	Total
	£000	£000	£000	£000	£000	£000
Payable:						
No later than one year	36,648	183	36,831	37,792	523	38,315
Between one and five years	40,087	71	40,158	61,285	211	61,496
After five years	3,872	-	3,872	7,161	-	7,161
Total	80,607	254	80,861	106,238	734	106,972

Consolidated group	2020/21			2019/20		
	Buildings	Other	Total	Buildings	Other	Total
	£000	£000	£000	£000	£000	£000
Payable:						
No later than one year	57,220	650	57,870	60,296	1,075	61,371
Between one and five years	81,290	654	81,944	119,605	1,117	120,722
After five years	18,706	-	18,706	43,604	12	43,616
Total	157,216	1,304	158,520	223,505	2,204	225,709

6. Property, plant, and equipment

Parent 2020/21	Assets under construction and payments on account						Total £000
	Buildings excluding dwellings	Plant and machinery	Transport equipment	Information technology	Furniture and fittings		
	£000	£000	£000	£000	£000		
Cost or valuation at 1 April 2020	221	-	925	591	804,488	7,820	814,045
Additions purchased	-	-	-	-	154,588	331	154,919
Reclassifications	-	-	-	-	(140)	140	-
Disposals	-	-	(131)	-	(144,222)	(3,527)	(147,880)
Cost or valuation at 31 March 2021	221	-	794	591	814,714	4,764	821,084
Depreciation 1 April 2020	126	-	567	227	353,795	4,705	359,420
Reclassifications	-	-	-	-	(114)	141	27
Disposals	-	-	(131)	-	(144,020)	(3,528)	(147,679)
Charged during the year	44	-	159	118	154,194	1,386	155,901
At 31 March 2021	170	-	595	345	363,855	2,704	367,669
Carrying value at 31 March 2021	51	-	199	246	450,859	2,060	453,415
Asset financing:							
Owned	51	-	199	246	450,859	2,060	453,415
Total at 31 March 2021	51	-	199	246	450,859	2,060	453,415
Parent 2019/20	Assets under construction and payments on account						
	Buildings excluding dwellings	Plant and machinery	Transport equipment	Information technology	Furniture and fittings	Total	
	£000	£000	£000	£000	£000	£000	
Cost or valuation at 1 April 2019	221	-	1,030	629	679,831	8,853	690,564
Additions purchased	-	-	-	13	194,439	109	194,561
Reclassifications	-	-	-	(19)	212	-	193
Disposals	-	-	(105)	(32)	(69,994)	(1,142)	(71,273)
Cost or valuation at 31 March 2020	221	-	925	591	804,488	7,820	814,045
Depreciation 1 April 2019	82	-	487	63	292,560	4,165	297,357
Disposals	-	-	(105)	(32)	(69,993)	(1,142)	(71,272)
Charged during the year	44	-	185	196	131,228	1,682	133,335
At 31 March 2020	126	-	567	227	353,795	4,705	359,420
Carrying value at 31 March 2020	95	-	358	364	450,693	3,115	454,625
Asset financing:							
Owned	95	-	358	364	450,693	3,115	454,625
Total at 31 March 2020	95	-	358	364	450,693	3,115	454,625

**Consolidated group
2020/21**

	Buildings excluding dwellings	Assets under construction & payments on account	Plant and machinery	Transport equipment	Information technology	Furniture and fittings	Total
	£000	£000	£000	£000	£000	£000	£000
Cost or valuation at 1 April 2020	2,662	427	10,769	694	879,055	19,374	912,981
Addition of assets under construction and payments on account	-	-	-	-	-	-	-
Additions purchased	-	-	166	-	156,055	338	156,559
Reclassifications	-	(312)	(2)	-	81	140	(93)
Disposals	(19)	-	(596)	-	(146,773)	(3,830)	(151,218)
Impairments charged	-	-	-	-	(85)	-	(85)
Transfer (to)/from another public sector body	-	-	-	-	(10,324)	(15)	(10,339)
Cost or valuation at 31 March 2021	2,643	115	10,337	694	878,009	16,007	907,805
Depreciation 1 April 2020	644	-	7,570	330	405,529	12,448	426,521
Reclassifications	-	-	-	-	(204)	140	(64)
Disposals	(19)	-	(557)	-	(146,387)	(3,651)	(150,614)
Impairments charged	-	-	26	-	71	67	164
Charged during the year	271	-	825	118	164,380	2,706	168,300
Transfer (to)/from another public sector body	-	-	-	-	(10,324)	(15)	(10,339)
At 31 March 2021	896	-	7,864	448	413,065	11,695	433,968
Carrying value at 31 March 2021	1,747	115	2,473	246	464,944	4,312	473,837
Asset financing:							
Owned	1,747	115	1,877	246	464,944	4,312	473,241
Held on finance lease	-	-	596	-	-	-	596
Total at 31 March 2021	1,747	115	2,473	246	464,944	4,312	473,837

Consolidated group
2019/20

	Buildings excluding dwellings	Assets under construction and payments on account	Plant and machinery	Transport equipment	Information technology	Furniture and fittings	Total
	£000	£000	£000	£000	£000	£000	£000
Cost or valuation at 1 April 2019	2,219	530	17,127	742	751,611	19,965	792,194
Addition of assets under construction and payments on account	-	(78)	-	-	-	-	(78)
Additions purchased	693	-	5	13	199,324	793	200,828
Reclassifications	(250)	-	-	(19)	212	250	193
Disposals	-	(25)	(6,363)	(42)	(72,092)	(1,634)	(80,156)
Impairments charged	-	-	-	-	-	-	-
Cost or valuation at 31 March 2020	2,662	427	10,769	694	879,055	19,374	912,981
Depreciation 1 April 2019	592	-	10,741	176	336,052	10,954	358,515
Reclassifications	(100)	-	6	-	(135)	169	(60)
Disposals	-	-	(4,526)	(42)	(71,720)	(1,634)	(77,922)
Impairments charged	-	-	-	-	-	-	-
Charged during the year	152	-	1,349	196	141,332	2,959	145,988
At 31 March 2020	644	-	7,570	330	405,529	12,448	426,521
Carrying value at 31 March 2020	2,018	427	3,199	364	473,526	6,926	486,460
Asset financing:							
Owned	2,018	427	2,518	364	473,526	6,926	485,779
Held on finance lease	-	-	681	-	-	-	681
Total at 31 March 2020	2,018	427	3,199	364	473,526	6,926	486,460

7. Intangible non-current assets

Parent 2020/21	Computer software: purchased	Licences and trademarks	Development expenditure (internally generated)	Total
	£000	£000	£000	£000
Cost or valuation at 1 April 2020	8,202	-	2,122	10,324
Additions purchased	41,447	-	2,094	43,541
Reclassifications	-	-	-	-
Disposals	(2,763)	-	-	(2,763)
At 31 March 2021	46,886	-	4,216	51,102
Amortisation 1 April 2020	5,474	-	700	6,174
Reclassifications	(27)	-	-	(27)
Disposals	(2,763)	-	-	(2,763)
Charged during the year	1,534	-	504	2,038
At 31 March 2021	4,218	-	1,204	5,422
Carrying value at 31 March 2021	42,668	-	3,012	45,680
Asset financing:				
Owned	42,668	-	3,012	45,680
Total at 31 March 2021	42,668	-	3,012	45,680

Parent 2019/20	Computer Software: Purchased	Licences and Trademarks	Development Expenditure (internally generated)	Total
	£000	£000	£000	£000
Cost or valuation at 1 April 2019	7,483	8	1,908	9,399
Additions purchased	1,672	-	563	2,235
Reclassifications	(193)	-	-	(193)
Disposals	(760)	(8)	(349)	(1,117)
At 31 March 2020	8,202	-	2,122	10,324
Amortisation 1 April 2019	5,197	8	678	5,883
Disposals	(760)	(8)	(349)	(1,117)
Charged during the year	1,037	-	371	1,408
At 31 March 2020	5,474	-	700	6,174
Carrying value at 31 March 2020	2,728	-	1,422	4,150
Asset financing:				
Owned	2,728	-	1,422	4,150
Total at 31 March 2020	2,728	-	1,422	4,150

Consolidated group 2020/21	Computer software: purchased	Licences and trademarks	Development expenditure (internally generated)	Total
	£000	£000	£000	£000
Cost or valuation at 1 April 2020	19,662	-	3,757	23,419
Additions purchased	41,717	-	2,094	43,811
Reclassifications	93	-	-	93
Disposals	(4,774)	-	-	(4,774)
Transfer (to)/from other public sector body	(719)	-	-	(719)
At 31 March 2021	55,979	-	5,851	61,830
Amortisation 1 April 2020	12,904	-	1,674	14,578
Reclassifications	64	-	-	64
Disposals	(3,414)	-	-	(3,414)
Impairments charged	73	-	-	73
Charged during the year	3,289	-	724	4,013
Transfer (to) from another public sector body	(719)	-	-	(719)
At 31 March 2021	12,197	-	2,398	14,595
Carrying value at 31 March 2021	43,782	-	3,453	47,235
Asset financing:				
Owned	43,782	-	3,453	47,235
Total at 31 March 2021	43,782	-	3,453	47,235

Consolidated group 2019/20	Computer software: purchased	Licences and trademarks	Development expenditure (internally generated)	Total
	£000	£000	£000	£000
Cost or valuation at 1 April 2019	17,799	8	3,544	21,351
Additions purchased	3,255	-	562	3,817
Reclassifications	(193)	-	-	(193)
Disposals	(1,199)	(8)	(349)	(1,556)
At 31 March 2020	19,662	-	3,757	23,419
Amortisation 1 April 2019	11,305	8	1,423	12,736
Reclassifications	60	-	-	60
Disposals	(1,198)	(8)	(349)	(1,555)
Charged during the year	2,737	-	600	3,337
At 31 March 2020	12,904	-	1,674	14,578
Carrying value at 31 March 2020	6,758	-	2,083	8,841
Asset financing:				
Owned	6,758	-	2,083	8,841
Total at 31 March 2020	6,758	-	2,083	8,841

8. Trade and other receivables

	Parent				Consolidated group			
	Current	Non-current	Current	Non-current	Current	Non-current	Current	Non-current
	2020/21	2020/21	2019/20	2019/20	2020/21	2020/21	2019/20	2019/20
	£000	£000	£000	£000	£000	£000	£000	£000
NHS receivables: revenue	221,448	-	51,410	-	294,931	-	90,593	-
NHS prepayments	24,909	-	2,614	-	70,333	-	215,704	-
NHS accrued income	5,892	-	24,446	-	50,960	-	94,844	-
NHS non-contract	-	-	-	-	623	-	7,175	-
NHS contract assets	-	-	-	-	-	-	500	-
Non-NHS and other WGA receivables: revenue	214,355	-	36,956	-	405,569	-	218,646	326
Non-NHS and other WGA receivables: capital	710	-	-	-	710	-	-	-
Non-NHS and other WGA pre-payments	407,652	-	95,581	-	517,954	295	200,217	419
Non-NHS and other WGA accrued income	108,508	-	39,623	-	189,398	-	127,198	-
Non-NHS and other WGA non-contract	-	-	-	-	5,682	-	8,590	-
Non-NHS contract assets	-	-	-	-	577	-	264	-
Expected credit loss allowance-receivables	(3,972)	-	(3,546)	-	(27,651)	-	(18,333)	-
VAT	28,309	-	11,663	-	48,477	-	24,584	-
Other receivables and accruals	1,523	-	1,600	-	15,760	-	20,161	2
Total	1,009,334	-	260,347	-	1,573,323	295	990,143	747
Other financial assets	-	-	-	-	-	2,106	-	1,554
Total current and non-current	1,009,334	-	260,347	-	1,575,724	992,444	-	-

9. Cash and cash equivalents

	Note	Parent		Consolidated group	
		2020/21	2019/20	2020/21	2019/20
		£000	£000	£000	£000
Balance at 1 April 2020		151,683	188,941	154,285	196,694
Net change in year		(1,651)	(37,258)	(39,874)	(42,409)
Balance at statement of financial position date		150,032	151,683	114,411	154,285
Made up of:					
Cash with the Government Banking Service		98,054	129,609	106,885	148,903
Hosted cash/cash in hand		52,092	21,354	52,459	21,615
Current investments		(114)	720	(114)	720
Cash and cash equivalents as in statement of financial position		150,032	151,683	159,230	171,238
Bank overdraft: Government Banking Service	10	-	-	(44,819)	(16,953)
Total bank overdrafts		-	-	(44,819)	(16,953)
Balance at statement of financial position date		150,032	151,683	114,411	154,285

Included within hosted cash/cash in hand above is £51.2 million (2019/20: £21.3 million) held on behalf of NHS England by the NHS BSA.

Current investments within cash and cash equivalents include cash held in solicitor commercial escrow accounts that is not available for use by the group.

10. Trade and other payables

	Parent				Consolidated group			
	Current 2020/21 £000	Non- current 2020/21 £000	Current 2019/20 £000	Non- current 2019/20 £000	Current 2020/21 £000	Non- current 2020/21 £000	Current 2019/20 £000	Non- current 2019/20 £000
NHS payables: revenue	174,766	-	517,950	-	259,187	-	1,131,879	-
NHS payables: capital	31,786	-	24,488	-	3,249	-	43	-
NHS accruals	1,084,415	-	2,043,581	-	1,270,004	-	2,675,373	-
NHS deferred income	2,147	-	906	-	967	-	367	-
NHS contract liabilities	-	-	-	-	-	-	842	-
Non-NHS and other WGA payables: revenue	236,856	-	178,956	-	1,373,165	-	996,204	-
Non-NHS and other WGA payables: capital	40,406	-	56,611	-	41,272	-	61,151	-
Non-NHS and other WGA accruals	1,666,221	-	1,170,778	-	6,407,446	-	4,763,940	-
Non-NHS and other WGA deferred income	7,470	-	3,247	-	25,673	435	25,247	546
Non-NHS contract liabilities	-	-	-	-	390	-	-	-
Social security costs	11,650	-	9,936	-	27,074	-	24,891	-
VAT	-	-	-	-	50	-	51	-
Tax	23,232	-	21,236	-	37,210	-	34,523	-
Payments received on account	75	-	15	-	102	-	359	-
Other payables and accruals	679,248	30	408,102	26	1,566,093	4,333	1,076,517	813
Total	3,958,272	30	4,435,806	26	11,011,882	4,768	10,791,387	1,359
Other financial liabilities								
Bank overdraft: Government Banking Service	-	-	-	-	44,819	-	16,953	-
Finance lease liabilities	-	-	-	-	121	642	121	737
Other financial liabilities - other	-	-	-	-	-	86	-	89
Total	-	-	-	-	44,940	728	17,074	826
Total trade and other payables (current)	3,958,272		4,435,806		11,056,822		10,808,461	
Total trade and other payables (non-current)		30		26		5,496		2,185
Total trade and other payables (current and non-current)		3,958,302		4,435,832		11,062,318		10,810,646

11. Finance costs

	Parent		Consolidated group	
	2020/21 £000	2019/20 £000	2020/21 £000	2019/20 £000
Interest				
Interest on obligations under finance leases	-	-	30	34
Interest on late payment of commercial debt	-	-	3	-
Other interest expense	-	-	-	3
Total interest	-	-	33	37
Other finance costs	-	-	-	1
Provisions: unwinding of discount	5,028	(404)	5,136	(538)
Total finance costs	5,028	(404)	5,169	(500)

12. Provisions

Parent	Current	Non-current	Current	Non-current
	2020/21 £000	2020/21 £000	2019/20 £000	2019/20 £000
Restructuring	551	-	576	-
Redundancy	-	-	-	-
Legal claims	85	70	65	149
Continuing care	8,654	-	13,480	63,000
Clinician tax charge	-	302,900	-	258,000
Other	28,394	20,287	4,319	19,738
Total	37,684	323,257	18,440	340,887
Total current and non-current	360,941		359,327	

	Restructuring £000	Redundancy £000	Legal claims £000	Continuing care £000	Clinician tax charge £000	Other £000	Total £000
Balance at 1 April 2020	576	-	214	76,480	258,000	24,057	359,327
Arising during the year	-	-	20	15,916	-	29,996	45,932
Utilised during the year	-	-	(30)	(3,017)	-	(616)	(3,663)
Reversed unused	-	-	(49)	(80,829)	-	(5,096)	(85,974)
Unwinding of discount	-	-	-	118	4,600	310	5,028
Change in discount rate	-	-	-	(14)	40,300	5	40,291
Transfer (to)/from other public sector body	(25)	-	-	-	-	25	-
Transfer (to)/from other public sector body under absorption	-	-	-	-	-	-	-
Balance at 31 March 2021	551	-	155	8,654	302,900	48,681	360,941
Expected timing of cash flows:							
Within one year	551	-	85	8,654	-	28,394	37,684
Between one and five years	-	-	70	-	-	17,222	17,292
After five years	-	-	-	-	302,900	3,065	305,965
Balance at 31 March 2021	551	-	155	8,654	302,900	48,681	360,941

Consolidated group	Current	Non-current	Current	Non-current
	2020/21	2020/21	2019/20	2019/20
	£000	£000	£000	£000
Restructuring	5,233	111	1,200	-
Redundancy	3,362	43	4,421	30
Legal claims	2,695	541	1,513	149
Continuing care	82,683	14,745	48,227	71,857
Clinician tax charge	-	302,900	-	258,000
Other	90,019	39,028	50,442	36,081
Total	183,992	357,368	105,803	366,117
Total current and non-current	541,360		471,920	

	Restructuring	Redundancy	Legal claims	Continuing care	Clinician tax charge	Other	Total
	£000	£000	£000	£000	£000	£000	£000
Balance at 1 April 2020	1,200	4,451	1,662	120,084	258,000	86,523	471,920
Arising during the year	4,536	2,598	2,756	84,793	-	76,937	171,620
Utilised during the year	(265)	(2,878)	(1,035)	(10,468)	-	(6,234)	(20,880)
Reversed unused	(113)	(766)	(150)	(97,100)	-	(26,608)	(124,737)
Unwinding of discount	-	-	-	198	4,600	338	5,136
Change in discount rate	11	-	3	(79)	40,300	(19)	40,216
Transfer (to)/from other public sector body	(25)	-	-	-	-	25	-
Transfer (to)/from other public sector body under absorption	-	-	-	-	-	(1,915)	(1,915)
Balance at 31 March 2021	5,344	3,405	3,236	97,428	302,900	129,047	541,360
Expected timing of cash flows:							
Within one year	5,233	3,362	2,695	82,683	-	90,019	183,992
Between one and five years	111	43	541	14,745	-	35,244	50,684
After five years	-	-	-	-	302,900	3,784	306,684
Balance at 31 March 2021	5,344	3,405	3,236	97,428	302,900	129,047	541,360

NHS Continuing Healthcare is a package of health and social care arranged and funded solely by the NHS for a person aged 18 or over to meet physical or mental health needs which have arisen as a result of disability, accident or illness. Where an individual has both health and social care needs, but they have been assessed as having a 'primary health need' under the National Framework for NHS Continuing Healthcare and NHS-funded Nursing Care, the NHS has responsibility for providing for all of that individual's assessed needs, both the health and social care. The amount included in the table above as 'continuing care' represents the best estimate, at the year end date, of the liabilities of NHS England group relating to the obligation of the NHS to pay for cases of such care and hence its responsibility for reimbursing patients and their families for costs incurred.

The pensions reimbursement provision in the parent is £303 million for the commitment to pay clinicians in the NHS Pension Scheme for the effect of the 2019/20 Scheme Pays deduction on their income from the NHS Pension Scheme in retirement, in line with the ministerial direction to DHSC and NHS England.

Other provisions in both the parent and the group is primarily provisions for pension disputes and dilapidations.

The NHS Resolution financial statements disclose a provision of £43,449,741 as at 31 March 2021 in respect of clinical negligence liabilities and employment liability scheme of NHS England (31 March 2020: £44,484,845).

13. Contingencies

	Parent		Consolidated group	
	2020/21	2019/20	2020/21	2019/20
	£000	£000	£000	£000
Contingent liabilities				
Employment tribunal	133	39	140	39
NHS Resolution employee liability claim	7	10	7	28
Continuing healthcare	-	-	14,479	12,302
Legal claims	6,834	7,994	6,948	7,994
Legacy pension issues	10,250	10,000	10,250	10,000
Her Majesty's Revenue and Customs	-	-	409	8,543
Other	-	-	618	4,115
Total contingent liabilities	17,224	18,043	32,851	43,021
	Parent		Consolidated group	
	2020/21	2019/20	2020/21	2019/20
	£000	£000	£000	£000
Contingent assets				
Legal cases	2,188	1,079	2,188	1,079
Employee pension issues	75	135	75	135
Rates rebates	-	-	329	-
Total contingent assets	2,263	1,214	2,592	1,214

Contingent liabilities are those for which provisions have not been recorded as there is a possible obligation depending on uncertain future events, or a present obligation where payment is not probable, or the amount cannot be measured reliably.

Contingent assets are those where a possible asset arises from a past event and whose existence will be confirmed only by the occurrence or non-occurrence of an uncertain future event not wholly

within the control of the entity. These are disclosed only when the inflow of economic benefit is probable.

14. Commitments

14.1 Capital commitments

	Parent		Consolidated group	
	2020/21 £000	2019/20 £000	2020/21 £000	2019/20 £000
Property, plant and equipment	30,790	32,366	30,790	32,366
Total	30,790	32,366	30,790	32,366

14.2 Other financial commitments

NHS England has entered into non-cancellable contracts (which are not leases, private finance initiative contracts or other service concession arrangements) which expire as follows:

	Parent		Consolidated group	
	2020/21 £000	2019/20 £000	2020/21 £000	2019/20 £000
In not more than one year	269,783	251,889	447,971	370,689
In more than one year but not more than five years	443,372	339,917	480,643	477,432
In more than five years	-	-	68,294	72,393
Total	713,155	591,806	996,908	920,514

In the parent account the most significant contracts relate to:

- contract with Capita for the delivery of administration services for primary care
- PET scanner contract with Alliance Medical
- health and justice contract with Spectrum
- NHS SBS Integrated Single Finance Environment contract.

Excluding the largest parent financial commitments already disclosed, the most significant other group commitments relate to:

- a contract between NHS Trafford CCG and NHS Property Services in relation to the Altrincham Hub.

15. Financial instruments

15.1 Financial risk management

Financial reporting standard IFRS 7 requires disclosure of the role that financial instruments have had during the period in creating or changing the risks a body faces in undertaking its activities.

Because NHS England is financed through parliamentary funding, it is not exposed to the degree of financial risk faced by business entities. Also, financial instruments play a much more limited role in creating or changing risk than would be typical of listed companies, to which the financial reporting standards mainly apply. NHS England has limited powers to borrow or invest surplus funds and financial assets and liabilities are generated by day-to-day operational activities rather than being held to change the risks facing the CCG in undertaking its activities.

Treasury management operations are carried out by the finance department, within parameters defined formally within the NHS England standing financial instructions and policies agreed by the CCG governing bodies. Treasury activity is subject to review by the NHS England internal auditors.

15.1.1 Currency risk

NHS England is principally a domestic organisation with the great majority of transactions, assets and liabilities being in the UK and sterling based.

NHS England has no overseas operations. NHS England therefore has low exposure to currency rate fluctuations.

15.1.2 Interest rate risk

NHS England does not have any borrowings that are subject to interest rate risk.

15.1.3 Credit risk

Because the majority of NHS England revenue comes from parliamentary funding, NHS England has low exposure to credit risk. The maximum exposure as at the end of the financial year is in receivables from customers, as disclosed in the trade and other receivables note.

15.1.4 Liquidity risk

NHS England is required to operate within revenue and capital resource limits, which are financed from resources voted annually by Parliament.

NHS England draws down cash to cover expenditure, as the need arises. NHS England is not, therefore, exposed to significant liquidity risks.

15.1.5 Financial instruments

As the cash requirements of NHS England are met through the Estimate process, financial instruments play a more limited role in creating and managing risk than would apply to a non-public sector body. The majority of financial instruments relate to contracts to buy non-financial items in line with NHS England's expected purchase and usage requirements and NHS England is therefore exposed to little credit, liquidity or market risk.

16. Operating segments

Consolidated group 2020/21						
	CCGs	Direct commissioning	NHS England	Other	Intra-group eliminations	NHS England group total
	£000	£000	£000	£000	£000	£000
Income	(642,139)	(896,382)	(31,943)	(597,893)	681,632	(1,486,725)
Gross expenditure	102,477,960	28,050,741	5,200,129	10,931,445	(681,632)	145,978,643
Total net expenditure	101,835,821	27,154,359	5,168,186	10,333,552	-	144,491,918
Revenue resource expenditure						
Revenue departmental expenditure limit						144,272,533
Annually managed expenditure						87,223
Technical expenditure						132,162
Total net expenditure						144,491,918
Consolidated group 2019/20						
	CCGs	Direct commissioning	NHS England	Other	Intra-group eliminations	NHS England group total
	£000	£000	£000	£000	£000	£000
Income	(843,991)	(1,477,466)	(35,571)	(508,112)	713,344	(2,151,796)
Gross expenditure	91,073,569	26,970,886	6,919,943	1,148,060	(713,344)	125,399,114
Total net expenditure	90,229,578	25,493,420	6,884,372	639,948	-	123,247,318
Revenue resource expenditure						
Revenue departmental expenditure limit						122,890,421
Annually managed expenditure						294,699
Technical expenditure						62,198
Total net expenditure						123,247,318

The reportable segments disclosed within this note reflect the current structure of NHS England with the activities of each reportable segment reflecting the remit of the organisation.

These operating segments are regularly reported to the NHS England Board of Directors for financial management and decision-making purposes.

The activities of each segment are defined as follows:

CCGs – clinically led groups that are responsible for commissioning healthcare services as defined in the Health and Social Care Act 2012.

Direct commissioning – the services commissioned by NHS England (via local offices and specialised commissioning hubs) as defined in the Health and Social Care Act 2012.

NHS England – the central administration of the organisation and centrally managed programmes.

Other – includes commissioning support units, national reserves, technical accounting items and legacy balances.

Multiple transactions take place between reportable segments, all of which are eliminated on consolidation as shown in the 'Intra-group eliminations' column. Information on total assets and

liabilities and net assets and liabilities is not separately reported to the Chief Operating Decision Maker and thus, in accordance with IFRS 8, does not form part of this disclosure.

17. Related party transactions

Related party transactions associated with the parent are disclosed within this note. As disclosed in Note 1.3 NHS England acts as the parent to 135 CCGs whose accounts are consolidated within these financial statements. These bodies are regarded as related parties with which the parent has had various material transactions during the year; those transactions are disclosed in those entities' financial statements.

DHSC, as the parent of NHS England, is regarded as a related party. During the year NHS England has had a significant number of material transactions with entities for which the department is regarded as the parent department.

For example:

- NHS foundation trusts
- NHS trusts
- NHS Litigation Authority
- NHS Business Services Authority
- NHS Property Services
- Health Education England
- NHS Shared Business Services (DHSC Equity Investment).

In addition, NHS England has had a number of significant transactions with other government departments and their agencies, including HMRC, Ministry of Justice and Her Majesty's Prison and Probation Service. No related party transactions were noted with key management personnel other than the compensation paid to them which can be found in the remuneration report.

18. Events after the end of the reporting period

There are no adjusting events after the reporting period which will have a material effect on the financial statements of NHS England.

From 1 April 2021 a number of CCGs commenced delegated commissioning arrangements, taking the total number operating under the initiative to 132.

From 1 October 2021 the Secretary of State transferred his share capital in Supply Chain Coordination Limited (SCCL) to NHS England. SCCL is a company incorporated in England and Wales with company number 10881715. SCCL was established to act as the management function of the NHS supply chain.

As a result of this transaction NHS England controls SCCL effective from 1 October 2021 and will include its transactions in the consolidated financial statements for the year ended 31 March 2022. The impact of consolidating SCCL's financial performance and position will be significant, although a precise estimate of the financial impact is not currently available given the ongoing impact of the

COVID-19 pandemic on the NHS supply chain. SCCL's most recent Annual Report and Accounts will be published on its website¹¹⁷ when they are available.

On 22 November 2021 DHSC announced the intention to merge the body responsible for the education and training of NHS staff, Health Education England (HEE) with NHS England and NHS Improvement.

NHS Digital will also be incorporated into NHS England.

The changes are likely to take effect during 2022/23 and are subject to legislation. The change has no impact on NHS England's accounts for 20/21 and no adjustments have been made as a result.

The accounts were authorised for issue by the Accounting Officer on the date of the Audit Certificate of the Comptroller & Auditor General.

¹¹⁷ www.sccl.nhs.uk

19. Financial performance targets

The mandate: A mandate from the government to NHS England: April 2020 to March 2021 published by the Secretary of State under section 13A of the National Health Service Act 2006, and the associated Financial Directions as issued by DHSC), set out NHS England's total revenue resource limit and total capital resource limit for 2020/21 and certain additional expenditure controls to which NHS England must adhere. These stem from budgetary controls that HM Treasury applies to DHSC.

	2020/21					2019/20	
	Revenue departmental expenditure limit			Annually managed expenditure	Technical	Total	Total
	Non ringfenced	Ringfenced	Total RDEL				
	£000	£000	£000	£000	£000	£000	£000
Mandate limit	149,473,206	174,000	149,647,206	100,000	200,000	149,947,206	124,067,909
Actual expenditure	144,099,898	172,635	144,272,533	87,223	132,162	144,491,918	122,887,175
Surplus	5,373,308	1,365	5,374,673	12,777	67,838	5,455,288	1,180,734

Total 2019/20 expenditure of £122,887,175k excludes £360,143k of COVID-19 revenue expenditure which did not score against the 2019/20 mandate in line with a ministerial direction issued by DHSC. More information is provided in the 2019/20 NHS England Annual Report and Accounts.

	2020/21 Capital resource limit	2019/20 Capital resource limit
	£000	£000
Limit	365,000	260,000
Actual expenditure	331,118	264,528
Surplus	33,882	(4,528)
Remove COVID-19 expenditure from 2019/20		9,790
Revised surplus/(deficit) 2019/20		5,262

Total 2019/20 expenditure of £254,738k excludes £9,790k of COVID-19 capital expenditure which did not score against the 2019/20 capital limit in line with a ministerial direction issued by DHSC. More information is provided in the 2019/20 NHS England Annual Report and Accounts.

NHS England is required to spend no more than £1,765,000,000 of its Revenue Departmental Expenditure Limit (RDEL) mandate on matters relating to administration. The actual amount spent on RDEL administration matters to 31 March 2020/21 was £1,566,151,000 as set out below:

	2020/21	2019/20
	£000	£000
Administration limit		
Net administration costs before interest	1,568,965	1,625,677
Less:		
Administration expenditure covered by AME/Technical funding	(2,814)	(2,564)
Administration costs relating to RDEL	1,566,151	1,623,113
RDEL administration expenditure limit	1,765,000	1,874,000
Underspend	198,849	250,887

The various limits of expenditure set out in the table above stem from the limits imposed by HM Treasury on the DHSC. Departmental Expenditure Limits are set in the Spending Review, and government departments may not exceed the limits they have been set. This control is passed down to NHS England by DHSC and NHS England may not therefore exceed its Departmental Expenditure Limit.

Annually managed expenditure (AME) budgets are set by HM Treasury. Departments must manage AME closely and inform HM Treasury if they expect AME to rise above forecast. Any increase requires Treasury approval.

20. Entities within the consolidated group

NHS England acts as the parent of the group comprising 135 CCGs (2019/20: 191 CCGs) whose accounts are consolidated within these financial statements.

From 1 April 2021 this will become 106 CCGs with the merger of 38 CCGs creating nine new CCGs as per the below:

Merging CCGs	New CCGs
NHS Bedfordshire CCG NHS Luton CCG NHS Milton Keynes CCG	NHS Bedfordshire, Luton & Milton Keynes CCG
NHS Dudley CCG NHS Sandwell and West Birmingham CCG NHS Walsall CCG NHS Wolverhampton CCG	NHS Black Country and West Birmingham CCG
NHS Coventry and Rugby CCG NHS South Warwickshire CCG NHS Warwickshire North CCG	NHS Coventry & Warwickshire CCG
NHS East Berkshire CCG NHS North East Hampshire and Farnham CCG NHS Surrey Heath CCG	NHS Frimley CCG
NHS Fareham and Gosport CCG NHS Isle of Wight CCG NHS North Hampshire CCG NHS South Eastern Hampshire CCG NHS Southampton CCG NHS West Hampshire CCG	NHS Hampshire, Southampton and Isle of Wight CCG
NHS Greater Huddersfield CCG NHS North Kirklees CCG	NHS Kirklees CCG
NHS Barking and Dagenham CCG NHS City & Hackney CCG NHS Havering CCG NHS Newham CCG NHS Redbridge CCG NHS Tower Hamlets CCG NHS Waltham Forest CCG	NHS North East London CCG
NHS Brent CCG NHS Central London (Westminster) CCG NHS Ealing CCG NHS Hammersmith and Fulham CCG NHS Harrow CCG NHS Hillingdon CCG NHS Hounslow CCG NHS West London CCG	NHS North West London CCG
NHS Shropshire CCG NHS Telford and Wrekin CCG	NHS Shropshire, Telford and Wrekin CCG

A full list of the CCGs can be found on the NHS England website.

The parent entity of NHS England is DHSC. The largest group of entities for which group accounts are drawn up and of which NHS England is a member is the DHSC Group.

Copies of the accounts can be obtained from www.gov.uk/government/publications.

Appendices

Appendix 1: How we have delivered on the government's mandate to the NHS

The government's mandate to NHS England and NHS Improvement sets the strategic direction for the organisation, describes the government's healthcare priorities and the contribution NHS England and NHS Improvement are expected to make within the allocated budget, and helps ensure the NHS is held accountable to Parliament and the public.

The 2020/21 mandate was set during the start of the pandemic. It had a primary objective to support the COVID-19 response and four further objectives. Alongside these core objectives was a requirement to ensure robust financial performance for 2020/21. To assess performance against these objectives, 30 deliverables were agreed with DHSC for assurance.

This assessment of performance against the 2020/21 mandate captures our broad assessment of performance for the unique circumstances of the 'pandemic year' following assessments by policy teams at NHS England and NHS Improvement and DHSC.

In summary, as of 31 March 2021 NHS England and NHS Improvement were on track to deliver 90% of the commitments in the mandate with plans in place to address the remaining commitments.

Objective 1: Support the government to delay and mitigate the spread of COVID-19 and to contribute to research and innovation in prevention and treatment, while ensuring that everyone affected by it receives the very best possible NHS treatment.

Early in the pandemic, NHS England and NHS Improvement took key actions to plan the response and prepare the NHS to treat patients with COVID-19. In January 2020 the NHS triggered a Level 4 national incident, putting national command and control arrangements in place to direct the pandemic response. From February local NHS organisations were asked to make key preparations so they could care for COVID-19 positive patients.

To ensure hospitals were not overwhelmed, redeploying capacity was integral to our pandemic response. Using a range of measures across primary, secondary and community services and in partnership with different sectors, NHS England and NHS Improvement successfully expanded critical care capacity by around 50%, with some areas surging to over 80%. At the peak of the first wave, there were 18,974 COVID-19 positive inpatients. In January 2021, there were 34,336 COVID-19 positive inpatients.

Laboratory capacity and testing have been critical elements of the work to mitigate the spread of COVID-19. NHS England and NHS Improvement led Pillar 1 of the COVID-19 Testing Programme and took significant steps to keep patients and staff as safe as possible, with over 82 million lateral flow devices distributed to patient-facing staff. New technologies were also rolled out across the service, including rapid testing in emergency departments, saliva testing for asymptomatic staff and antibody testing.

NHS England and NHS Improvement also rapidly implemented lifesaving COVID-19 treatments such as dexamethasone for people in hospital, and Tocilizumab for people in critical care, significantly reducing the risk of death from the disease. We also worked with partners to support continuity of medicine supply to patients.

The development and deployment of COVID-19 vaccines have been a key part of preventing the spread of the virus. Throughout the summer and autumn of 2020, the NHS planned the biggest vaccination programme in its history. By 31 March 2021, through a network of over 250 hospital hubs, 2,300 local vaccination services and 230 vaccination centres, the NHS had administered 29,973,324 first and second vaccine doses, outperforming most large, developed countries.

To tackle the long-term effects of COVID-19, NHS England and NHS Improvement have also established care systems and the NHS 'Your Covid Recovery' website for Long COVID-19, setting up 83 clinics by March 2021 to offer patients specialist assessment. A Long COVID-19 Taskforce made up of people with lived experience of the disease, NHS staff and researchers has also been established, along with £50 million investment into research of the condition.

Objective 2: Ensure progress towards the effective implementation of the NHS Long Term Plan, including the commitments and trajectories set out in the National Implementation Plan and NHS People Plan, to be published later in the year, and maintain and enhance public confidence in the NHS.

Although elements of implementation of the NHS Long Term Plan were paused as resources were targeted at the pandemic response, progress was made in a number of areas, including the rollout of digital care in primary and secondary care and the expansion of access to mental health services.

In primary care, digital care services have been transformed with over 99% of GP practices offering video consultation alongside phone and walk-in services. All NHS secondary care providers now have video consultation services, too. This has meant that NHS England and NHS Improvement have exceeded the key goal to deliver at least 25% of consultations virtually by July 2020, helping to meet commitments in the NHS Long Term Plan.

Mental health services remained open throughout the pandemic with referrals returning to pre COVID-19 levels by December 2020. By March 2021, nearly three-quarters of people referred had started treatment for Early Intervention in Psychosis (EIP) within two weeks, exceeding the national standard. Also, access to services for children and young people exceeded the target for 2020/21, with additional support provided by 80 mental health teams across 3,000 education settings.

During the pandemic, cancer has remained a priority across the NHS with over three million people urgently referred and over 760,000 cancer treatments carried out since March 2020. Following the early dip in referrals caused by the pandemic, urgent cancer referrals have since recovered strongly with the highest recorded number in March 2021.

As a result of significant disruption caused by the pandemic, the NHS has seen a decrease in A&E department attendances. Meeting the four-hour waiting time standard has also been challenging for services operating in socially distanced circumstances. To address these issues and help manage demand, money was invested to upgrade A&E facilities. In December 2020 the NHS successfully launched the NHS 111 First triage programme to provide clinical expertise and advice to patients on the phone and help assess whether they need to attend A&E.

By necessity, a considerable number of elective services were disrupted in many countries, including the UK, during the pandemic. The total NHS waiting list for March 2021 stood at 4.95 million. NHS services have worked hard to maintain essential care and tackle backlogs, at the same time as providing care for COVID-19 positive patients. As a result of public information campaigns like 'Help us to Help You', which invited the public to use NHS services, and initiatives to support the provision of socially distanced care, redesign patient pathways and prioritise workforce capacity in frontline services, we have seen elective activity and outpatient attendances recover. Between January and March 2021, over three million operations were completed. This activity was delivered alongside providing care to more than 150,000 COVID-19 positive patients.

To support NHS staff during the pandemic NHS England and NHS Improvement also published the NHS People Plan for 2020/21 to ensure staff were looked after and could be assisted to work in new ways. Support for staff included provision of COVID-19 vaccines and risk assessments with particular focus on the needs of ethnic minority staff. NHS England and NHS Improvement also played a key role in supporting staff networks for marginalised groups, including disabled, ethnic minority and LGBTQ groups, to promote a shared sense of belonging in the workforce. On workforce sustainability, the NHS saw staff numbers increase by over 4% in 2020/21.

Objective 3: With support from government, help ensure delivery of its wider priorities, which include manifesto commitments to further improve the experience of NHS patients, working with local government to support integration and the sustainability of social care through the Better Care Fund, and contributing to planning for life outside the EU once the current transition period ends.

NHS England and NHS Improvement have supported the government's manifesto commitment to recruit a total of 50,000 nurses through international recruitment and a comprehensive retention programme. For international recruitment, we developed an ethical and sustainable programme to recruit international nurses by March 2024. On retention, NHS England and NHS Improvement have been on track to deliver their 2020/21 target but there is some uncertainty as result of, among other things, staff burnout during the pandemic.

As part of the response to COVID-19, the NHS provided support to care homes through mutual aid that included an offer of infection prevention and control support. To deliver this, the Better Care Fund Team worked with local government, adult social care, NHS regional teams and PHE to develop and implement care home support plans in every part of England.

The pandemic accelerated closer integration between different health and care organisations in each ICS. Working collaboratively, NHS organisations, local councils and other organisations

helped shield vulnerable people, developed pathways to protect capacity for urgent non COVID-19 care and provided clear, consistent messages to local residents. As part of accelerated integration, NHS England and NHS Improvement also delivered on the NHS Long Term Plan commitment that all parts of England are served by an ICS by April 2021.

Tackling health inequalities within communities is a key priority for the NHS, but these have been exacerbated by the pandemic. In 2020/21, NHS England and NHS Improvement created a Health Inequalities Improvement function that reflects the inequalities commitments set out in the NHS Long Term Plan. As part of this work, a national advisory group of leaders was established from within and beyond the NHS to advise on how NHS England and NHS Improvement can increase the scale and pace of actions to tackle health inequalities.

Objective 4: Deliver the public health functions that the Secretary of State for Health and Social Care has delegated to NHS England to exercise under section 7A of the NHS Act 2006

Despite the significant impact of the pandemic on NHS public health programmes, such as screening and immunisation, NHS England and NHS Improvement prioritised the most immediately critical programmes while ensuring patient safety. This included adapting service models to ensure the continuation of services where it was safe to do so, such as for childhood and school immunisation programmes.

The 2020/21 NHS Annual Influenza Vaccination Programme was the most successful in the history of the programme with the highest levels of uptake ever seen, including over 80% uptake in the population aged over 65 years. Building on that success, the programme was also expanded in-year to include 50 to 64-year olds.

Objective 5: Share all information with government that is necessary to enable progress against this mandate to be effectively monitored, and to support the Secretary of State in fulfilling wider statutory functions, including in respect of COVID-19

Sharing information with government has been an essential part of our pandemic response and supporting the Secretary of State to fulfil his functions. Senior NHS officials supported ministers on the pandemic response, attending COBR meetings and making regular appearances at government press conferences.

NHS England and NHS Improvement also published real-time information on daily COVID-19 admissions, bed occupancy and mortality in hospitals, as well as weekly updates on COVID-19 vaccinations by characteristics such as age, gender and ethnicity.

The Foundry Platform was also developed to provide information on the rapidly evolving COVID-19 situation, including identifying risks for vulnerable populations and areas where numbers of cases were growing.

Financial objectives

2020/21 has been an extraordinary year for NHS finances with significant uncertainty and reforms to the financial regime made in-year to support the pandemic response and to ensure the NHS successfully operated within allocated budgets. NHS England and NHS Improvement reported an underspend for 2020/21 of c.£5.6 billion against the total budget of £149.5 billion.

Appendix 2: Public and patient contact and complaints

It is important that the NHS listens to our patients, carers and customers in order to make improvements to services. We need to ensure that the experience of complaining and providing feedback is as easy as possible and that the experience is a positive one for everyone involved.

On 30 March 2020, in conjunction with DHSC, we took the difficult decision to pause the complaints process. This decision enabled clinical staff, including GPs, to prioritise frontline patient care. We continued to act on any issues of patient safety or safeguarding that were raised in a complaint. Wherever possible, we worked with our customers to seek an informal resolution to their complaint. The pause was lifted on 30 June 2020 and our regional complaints teams have been working hard with primary care colleagues to investigate and respond to complaints.

However, considering the ongoing pandemic, on 3 February 2021 we acknowledged that NHS providers may take longer than usual to resolve complaints. This was to allow clinicians to concentrate on frontline duties and responsiveness to the pandemic, as well as to support the rollout of the vaccination programme. As a result, we are aware that it has taken longer to respond to complaints, and this is reflected in the performance data given in the tables below.

During the last year, the Customer Contact Centre has provided additional support to NHS 111 as part of their COVID-19 incident response, and to the vaccination programme and expanded flu vaccine programme. To support the vaccination programme, the Customer Contact Centre has been responding to patients who wish to provide feedback or raise a complaint about their experience.

The last quarter of the year has been the busiest period for the centre since it was established, we expect this level of demand to continue well into 2021/22.

Action for the year ahead includes:

- re-introducing complaints training for GPs, dentists and practice staff
- recovering the complaints handling position in line with the standards set out in our Complaints Policy
- working with the Parliamentary and Health Service Ombudsman (PHSO) as it pilots its Complaints Standards, supporting primary care and our regional complaints teams to consider how we can implement the new standards
- working with NHS Digital as part of a consultation to review the way in which data on complaints in primary care, including dentistry, is arranged and collected.

Parliamentary and Health Service Ombudsman

The table below shows activity relating to complaints managed by NHS England; this activity was closed by the PHSO between 1 April 2020 and 31 March 2021. Some of these complaints will have been received by NHS England prior to 1 April 2020 but have since progressed to the PHSO (after 1 April 2020), and hence are included in these figures. The PHSO paused its complaint investigation in 2020 in response to the COVID-19 pandemic and as a result we have seen fewer than usual cases being resolved in 2020/21.

All recommendations relating to partially upheld and fully upheld complaints were accepted and implemented.

	Upheld	Partially upheld	Not upheld	Discontinued or other	Total cases
Number of cases	2	1	7	2	12

KPI performance

	Target	2019/20	Q1	Q2	Q3	Q4	2020/21
General enquiries							
Number of cases received		140,103	29,393	41,412	45,012	61,182	176,999
Resolved within 3 working days	95%	96.0%	94.9%	93.2%	98.6%	76.2%	89.9%
FOI							
Number of cases received		2,458	620	660	931	61,182	3,427
Resolved within 20 working days	80%	79.5%	57.42%	59.85%	75.73%	76.2%	63.2%
Concerns							
Number of cases received		5,109	657	1,429	1,513	2,133	5,732
Resolved within 10 working days	80%	92.2%	97.4%	95.5%	96.0%	62.1%	83.4%
Complaints							
Number of cases received		7,842	583	1,382	1,466	1,665	5,096
Acknowledged within 3 working days	100%	87.3%	93.3%	95.3%	94.1%	86.1%	91.7%
Resolved within 40 working days	90%	45.7%	22.0%	28.5%	28.1%	23.7%	26.1%
Median response time (working days)	≤40	45	91	62	62	65	66
Admin Closures¹¹⁸							
No. of cases received		10,278	1,131	2,350	2,732	4,355	10,568

¹¹⁸ An admin closure is where a case does not reach a conclusion, such as where a complainant does not consent to an investigation or an investigation is not permitted under NHS policy.

Who contacted us?

The table below shows the types of people who have contacted us.

	2019/20	2020/21
Caller type		
Member of the public	95%	95%
NHS staff	3%	4%
Other	2%	1%

Contact method

The table below shows the ways people contacted us

All cases	2019/20	2020/21	Complaints	2019/20	2020/21
Phone	62%	58%	Phone	39%	36%
Email	35%	39%	Email	51%	58%
Post	1%	1%	Post	10%	3%
Other (Facebook, webchat, etc)	1%	2%	Other (Facebook, Webchat, etc)	0%	3%

Complaints by service area

The table below shows the proportion of complaints concerning each service.

Service area	2019/20	2020/21
GP surgery	71%	74%
Dental surgery	16%	15%
Pharmacy	5%	5%
Commissioning	2%	0%
Prison or detention	3%	2%
Other	3%	4%

Appendix 3: Meeting our Public Sector Equality Duty (PSED)

Advancing equality and the COVID-19 pandemic

The Equality and Human Rights Commission (EHRC) and the Government Equalities Office (GEO) suspended enforcement of the regulations that require the annual publication of equality information, gender pay gap reporting and equality objectives for the 2019/20 reporting period.¹¹⁹ In view of the adverse equality impacts of the COVID-19 pandemic, NHS England and NHS Improvement extended the existing equality objectives until the end of March 2022, recognising that it was not possible to undertake effective engagement with key stakeholders to develop revised equality objectives because of the impact of, and focus on, the COVID-19 pandemic during 2020/21. However, in light of the pandemic, NHS England and NHS Improvement added a new equality objective focused on ensuring that the equality and health inequality impacts of COVID-19 were fully considered, and that clear strategies were developed and implemented for the NHS workforce and patients.

Our equality objectives for 2020/21 and 2021/22

The equality objectives for NHS England and NHS Improvement for 2020/21 addressed our role as an NHS system leader and commissioner, and our own role as an employer. The seven overall objectives are:

1. To improve the capability of NHS England's commissioners, policy staff and others to understand and address the legal obligations under the PSED and duties to reduce health inequalities set out in the Health and Social Care Act 2012.
2. To improve disabled staff representation, treatment and experience in the NHS and their employment opportunities within the NHS.
3. To improve the experience of lesbian, gay, bisexual and transgender (LGBT+) patients and improve LGBT+ staff representation.
4. To reduce language barriers experienced by individuals and specific groups of people who engage with the NHS, with specific reference to identifying how to address issues in relation to health inequalities and patient safety.
5. To improve the mapping, quality and extent of equality information in order to better facilitate compliance with the PSED in relation to patients, service users and service delivery.
6. To improve the recruitment, retention, progression, development and experience of the people employed by NHS England to enable the organisation to become an inclusive employer of choice.
7. To ensure that the equality and health inequality impacts of COVID-19 are fully considered and that clear strategies are developed and implemented for the NHS workforce and patients. To ensure that the proposed NHS People Plan and patient focused strategies reflect this and make an effective contribution to advancing equality for all protected characteristics and to reducing associated health inequalities.

¹¹⁹ <https://www.gov.uk/guidance/gender-pay-gap-reporting-changes-to-enforcement>

Advancing equality for patients and an increased focus on addressing health inequalities

In July 2020, NHS England, with support from system leaders, published the letter ‘Third phase of NHS response to COVID-19’.¹²⁰ This letter was supported by detailed guidance, ‘Implementing phase 3 of the NHS response to the COVID-19 pandemic’, which was published in August 2020.¹²¹ This guidance and the associated letter identified that in wave 1 of the pandemic “COVID-19 had shone a harsh light on some of the health and wider inequalities that persist in our society”. The guidance also identified that like nearly every health condition, it had become increasingly clear that COVID-19 has had a disproportionate impact on many who already face disadvantage and discrimination.

The guidance noted that the impact of the virus had been particularly detrimental on people living in areas of greatest deprivation, on people from BAME communities, older people, men, those who are obese and who have other long-term health conditions, people with a learning disability and other inclusion health groups, those with a severe mental illness and those in certain occupations.¹²² It also noted that COVID-19 risked further compounding inequalities which had already been widening. The guidance set out eight urgent actions to address equality and health inequalities.¹²³ During financial year 2021/22, NHS England and NHS Improvement continued to track progress and issues relating to delivery of the eight urgent actions.

At the end of March 2021, NHS England and NHS Improvement published ‘Planning and implementation guidance for 2021/22’. This set out five key priority actions for the NHS to tackle health inequalities:

- Priority 1: Restore NHS services inclusively
- Priority 2: Mitigate against digital exclusion
- Priority 3: Ensure datasets are complete and timely
- Priority 4: Accelerate preventative programmes that proactively engage those at greatest risk of poor health outcomes
- Priority 5: Strengthen leadership and accountability¹²⁴.

In 2020/21, NHS England and NHS Improvement also made a strategic decision to establish a new division to provide an expanded focus on tackling health inequalities; a Director of Health Inequalities was appointed, and the Health Inequalities Improvement Team was established in the last quarter of 2020/21.

¹²⁰ <https://www.england.nhs.uk/coronavirus/publication/third-phase-response/>

¹²¹ <https://www.england.nhs.uk/publication/implementing-phase-3-of-the-nhs-response-to-the-covid-19-pandemic/>

¹²² <https://www.england.nhs.uk/about/equality/equality-hub/action-required-to-tackle-health-inequalities-in-latest-phase-of-covid-19-response-and-recovery/>

¹²³ <https://www.england.nhs.uk/publication/implementing-phase-3-of-the-nhs-response-to-the-covid-19-pandemic/>

¹²⁴ <https://www.england.nhs.uk/wp-content/uploads/2021/03/B0468-implementation-guidance-21-22-priorities-and-operational-planning-guidance.pdf>

National Advisor for LGBT Health

During 2020/21, the National Advisor for LGBT Health and their team continued to work on a number of priorities to reduce health inequalities and to improve the experience of healthcare for LGBT+ people and to address the inequalities of experience of the LGBT+ NHS workforce.

This work focused on three key areas: improving data collection and monitoring, education, training and workforce development and supporting the NHS to deliver LGBT+ inclusive services. In 2020/21, we worked with NHS England's Insight and Feedback team to include, for the first time, an inclusive question on gender identity and trans status in the GP Patient Experience Survey. This work enabled us to better understand the experiences of trans and non-binary people in primary care and will support better data collection and monitoring in other settings. We commissioned a partnership of LGBT+ community organisations to work on 'Phase 2' of the Rainbow Badge project to build on this successful initiative, by developing a quality assurance framework to support NHS trusts in their work to address LGBT+ health inequalities and to ensure an inclusive workplace for their LGBT+ staff. We also commissioned Anglia Ruskin University to undertake a mapping exercise to identify best practice in LGBT+ education and training; guidance and recommendations will be published in 2021/22 on the approach to workforce development required to address LGBT+ health inequalities.

Development of the Equality and Inclusion Team focused on workforce

With the launch of the People Directorate in April 2020, the Equality and Inclusion Team was established. For the first time there was a team in NHS England and NHS Improvement whose mandate was to provide the national strategic direction on making the NHS a place where everyone experiences belonging, by focusing on equality and inclusion. The NHS workforce is not immune to the inequalities that pervade society at large and it was clear during the pandemic that there were groups within the workforce who were disproportionately affected by both the virus and the collateral impacts of the emergency and pandemic response.

Workforce Race Equality Standard

Since 2015, NHS England has been leading on the strategic approach for workforce race equality across the NHS. The WRES¹²⁵ supports NHS organisations (as well as independent providers of NHS services) to identify and close the gaps in workplace experience between BAME and white staff. Annual WRES data reports show year-on-year improvements across several WRES indicators. The focus has now evolved toward trust accountability to support and deliver meaningful change for BAME staff that leads to better representation, the closing of disciplinary and pay gaps, and an improved experience relative to non-BAME colleagues. Two frameworks underpinning this work are: (i) the Model Employer¹²⁶ strategy to increase BAME representation across the NHS workforce pipeline and at leadership levels; and (ii) A Fair Experience for All¹²⁷ framework to support NHS organisations in closing the ethnicity gap in the application of

¹²⁵ <https://www.england.nhs.uk/about/equality/equality-hub/equality-standard/>

¹²⁶ <https://www.england.nhs.uk/wp-content/uploads/2019/01/wres-leadership-strategy.pdf>

¹²⁷ <https://www.england.nhs.uk/wp-content/uploads/2019/07/closing-the-ethnicity-gap.pdf>

disciplinary action between staff groups. The 2020 WRES Report¹²⁸ was published in March 2021 during the COVID-19 pandemic, which disproportionately impacted BAME staff, and signals clearly, as the NHS People Plan 2020/21 did, that actions must be prioritised to address the disparities. The report is the sixth publication since the WRES was mandated and continues to cover all nine indicators. It also compares data against previous years.

Workforce Disability Equality Standard

The WDES¹²⁹ was launched in 2019 following extensive engagement, which included disabled staff, stakeholders, leaders and national bodies. The 10 metrics compare the experiences of disabled and non-disabled staff annually and are published and reviewed by trusts locally. A national WDES report is produced with analysis of trends and key findings. The WDES applies to NHS trusts and has been extended to ALBs in 2020. Like the WRES, the WDES supports NHS trusts and ALBs to identify and close the gaps in experience between disabled and non-disabled staff. The focus of work includes developing and strengthening staff networks, responding to the impact of COVID-19 on disabled staff and developing a WDES five-year strategy.

¹²⁸ <https://www.england.nhs.uk/wp-content/uploads/2021/02/Workforce-Race-Equality-Standard-2020-report.pdf>

¹²⁹ <https://www.england.nhs.uk/about/equality/equality-hub/wdes/>

Appendix 4: Reducing health inequalities in 2020/21

During 2020/21 the COVID-19 pandemic and recovery¹³⁰ shone a brighter light on health inequalities and the adverse and disproportionate impact of the pandemic on certain groups¹³¹ – people living in the 20% most deprived areas and BAME groups – and highlighted the urgent need to prevent people dying and manage ill-health in groups that experienced the worst health inequalities in access, experience and outcomes as outlined in the NHS Long Term Plan¹³² and the criteria set by the Secretary of State.

In July 2020, we issued the third phase letter on NHS response to COVID-19,¹³³ which outlined an urgent call for action to the NHS to work collaboratively with local communities and partners to implement eight urgent actions to address inequalities in NHS provision and outcomes. In March 2021, we took further steps in hardwiring health inequalities through the 2021/22 priorities and operational planning guidance.¹³⁴

Analysis of key data demonstrated statistically significant disparities for deprivation and ethnicity during the first wave of COVID-19. Most noticeable was the fall in proportionate share of emergency admissions for Pakistani and Bangladeshi groups. Cancer indicators also showed statistically significant disparities in the recovery of services by age, deprivation, ethnic group and tumour type. This issue was given significant prominence, and there have been encouraging signs of recovery more recently, with virtually no disparities showing in the October 2020 data.

Criterion 1: An evidence-based strategic approach to reducing health inequalities based on sound governance, accountability and good partnership working

In June 2020 we established a Health Inequalities Task and Finish Group to help us set out proposals for inclusion in the next phase of the COVID-19 recovery work. The group comprised primarily NHS leaders from across the system, to focus on what specific, measurable actions could and should be taken by the NHS. Proposals included actions to progress the relevant recommendations for NHS services set out in the PHE report *Beyond the data: understanding the impact of COVID-19 on BAME groups*¹³⁵ and impact on deprived neighbourhoods and on inclusion groups more widely.

The group developed a set of eight urgent actions on health inequalities¹³⁶ for systems to take as part of the organisation's third phase of its response to COVID-19.

In December 2020, we recruited a National Director for Health Inequalities to lead the work across NHS England and NHS improvement and the wider NHS. The National Health Inequalities Improvement Programme (NHIP) is leading the drive for exceptional quality healthcare for all

¹³⁰ <https://future.nhs.uk/NationalCOVID19VaccineEquality>

¹³¹ https://assets.publishing.service.gov.uk/government/uploads/system/uploads/attachment_data/file/892376/COVID_stakeholder_engagement_synthesis_beyond_the_data.pdf

¹³² <https://www.longtermplan.nhs.uk/>

¹³³ [Report template - NHSI website \(england.nhs.uk\)](#)

¹³⁴ <https://www.england.nhs.uk/publication/2021-22-priorities-and-operational-planning-guidance/>

¹³⁵ https://assets.publishing.service.gov.uk/government/uploads/system/uploads/attachment_data/file/892376/COVID_stakeholder_engagement_synthesis_beyond_the_data.pdf

¹³⁶ https://www.england.nhs.uk/wp-content/uploads/2020/08/C0716_Implementing-phase-3-v1.1.pdf

through equitable access, excellent experience and optimal outcomes. This is based on a social movement approach, closing the health inequality gap through quality improvement (QI) capability and capacity building from boards to frontline, underpinned by a leadership culture which promotes and enables QI and continuous learning. The measurable outcome for the programme is to ensure five years of extra healthy life expectancy by 2035 (NHS Long Term Plan¹³⁷).

We have continued to track progress and issues relating to delivery of these actions, working as a super matrix across NHS England and NHS Improvement to hardwire health inequalities across the organisation through the following 10 priorities:

1. system leadership/extensive partner engagement
2. build capable national Health Inequalities Improvement Team
3. Health Inequalities Improvement Dashboard
4. performance framework – health inequalities lens
5. payments and incentives – health inequalities lens
6. mobilise professional networks
7. communications strategy and plan
8. conclude eight urgent actions delivery
9. health inequalities improvement framework
10. continue to contribute to NHS England and NHS Improvement recovery planning.

We implemented several governance and accountability mechanisms for engaging with national, regional and local stakeholders on the health inequalities agenda. The Health Inequalities Improvement Board meets monthly and provides internal governance, assurance and accountability for the delivery of the NHIP. Membership of the NHIP consists of NHS England and NHS Improvement programme directors and regional SROs for health inequalities. The Health Inequalities Clinical Network meets fortnightly and its membership comprises clinical leaders including relevant NHS England and NHS Improvement national clinical directors/national specialty advisors, and is responsible for providing clinical and professional advice and challenge and shaping individual deliverables.

The Health Inequalities Forum¹³⁸ is a forum for nominated health inequalities leads within systems, regions, NHS trusts and PCNs to share updates, showcase learning and improvements, and outline any issues, challenges and risks to implementing and delivering on the health inequalities improvement agenda. This forum meets on a fortnightly basis.

We have continued work with our new and existing partners – NHS Race and Health Observatory,¹³⁹ King's Fund on the role of the NHS in tackling poverty,¹⁴⁰ The Health Foundation

¹³⁷ <https://www.longtermplan.nhs.uk/>

¹³⁸ <https://future.nhs.uk/connect/ti/EHIME>

¹³⁹ [NHS Race and Health Observatory - NHS Confederation](#)

¹⁴⁰ [The NHS's role in tackling poverty | The King's Fund](#)

on the newly launched health anchor learning networks,¹⁴¹ PHE on the health inequalities COVID-19 resources for local authorities.¹⁴²

Criterion 2: Systematic focused action to reduce inequalities in access, outcomes and experience, based on a defined and evolving set of metrics

Throughout the development of the eight urgent actions¹⁴³ the importance of strengthening the quality of data collected and developing health inequality indicators was emphasised. Action 2 on indicator development and the Recovery of Critical Services Dashboard and action 7 on improving data quality have been key drivers for the development of metrics.

Absolute Gradient of Inequality (AGI) Dashboard

In 2020/21 we continued to build on the work of the health inequalities indicator 106 for chronic ambulatory care sensitive conditions and urgent care sensitive conditions¹⁴⁴ to help ICSs, CCGs and PCNs monitor and plan improvements in NHS equity performance, which formed the basis of the Equality and Health Inequalities (EHI) Right Care Packs. The data from the packs now forms the basis of the AGI Dashboard, which will be merged into the national Health Inequalities Improvement Dashboard.

Programmes continued to develop health inequalities indicators as part of the delivery against the NHS Long Term Plan commitments. These include indicators for outcomes, experience and access for major programmes. In 2020/21, we agreed NHS Long Term Plan headline indicators for health inequalities, and these are now being finalised.

We are now in the process of developing a transparent national Health Inequalities Improvement Dashboard to drive improvement in equitable access, excellent experience and optimal outcomes. We are also strengthening health inequalities performance reporting.

Criterion 3: Utilise and develop the evidence of effective interventions to reduce health inequalities

During 2020/21, the third phase letter on NHS response to COVID-19¹⁴⁵ outlined an urgent call for action to the NHS to work collaboratively with local communities and partners to implement eight urgent actions to address inequalities in NHS provision and outcomes. Key evidence of effective interventions to reduce health inequalities is benchmarked below against each of the eight urgent actions.

Action 1: Protect the most vulnerable from COVID-19

We have worked in partnership with the COVID-19 Vaccination Deployment Programme through the Vaccine Equality Workstream to increase the uptake among underserved communities, working with the community and voluntary sector, faith leaders and organisations, to address

¹⁴¹ <https://haln.org.uk/>

¹⁴² [COVID-19: public health | Local Government Association](https://www.local.gov.uk/covid-19-public-health)

¹⁴³ https://www.england.nhs.uk/wp-content/uploads/2020/08/C0716_Implementing-phase-3-v1.1.pdf

¹⁴⁴ <https://www.england.nhs.uk/wp-content/uploads/2019/10/nhs-of-ccg-metrics-technical-annex-3-1920-v1.3.pdf>

¹⁴⁵ [Report template - NHS website \(england.nhs.uk\)](https://www.nhs.uk/england/2020/08/2020-08-20-covid-19-response-3rd-phase)

issues and concerns and fears around the COVID-19 vaccine, with targeted focus on Black African, Pakistani and Bangladeshi groups, inclusion health groups and people living in the most deprived areas. The Vaccine Equality Workstream work has supported vaccination centres and sites to be established across a range of community and places of worship venues, including food banks, community centres, mosques and churches. Over 300 places of worship, including Black church organisations, expressed an interest in supporting the vaccine uptake strategy. We supported an initiative led by Churches Together in England, Evangelical Alliance and Your Neighbour in a churches campaign involving 50 churches to demonstrate the swell of support from faith leaders in Black communities.

We launched a C19 Vaccine Equalities Tool that enables local/system colleagues to drill data down to Local Super Output Authority (LSOA) level and a 'How to do it guide' to support the development of 'pop-up sites' in communities. In March we launched an Equalities Connect and Exchange Hub¹⁴⁶ to capture, connect, share and spread good practice. We also supported JCVI cohort 6 with a homelessness and rough sleeping mobilisation support pack, along with similar resources to support people with learning disabilities and autism.

Optimising vaccine uptake has ensured ongoing focus and engagement with places of worship as vaccination sites, out-of-hours vaccination, outreach and in-reach into the communities and targeted, culturally and linguistically appropriate communications.

We have worked to ensure our NHS workforce at risk of COVID-19 infection were risk assessed and reasonable adjustments, where necessary, were made. Key at-risk groups were staff working on the frontline and from a BAME community, and people from the most deprived areas.

Ramadan guide¹⁴⁷

In preparation for the start of Ramadan, we developed a guide to channel communities' energies to dispel misinformation and amplify positive messages; take the vaccination service into the heart of community at the opportune times and places while supporting NHS colleagues who will be fasting.

Action 2: Restore NHS services inclusively

In December 2020, we commissioned Ipsos MORI and the Strategy Unit to carry out a rapid evidence review and some primary research to better understand the influences of patient barriers, behaviour and decision-making for minority and vulnerable groups in seeking help and accessing NHS services, in the context of the COVID-19 pandemic. We have shared relevant performance data with regional colleagues, to support local quality improvement. Work is ongoing to develop similar indicators for diagnostic services, mental health, specialised commissioning and children's health. A Health Inequalities Workstream was created under the Long COVID Programme Board to ensure equitable access, excellent experience and optimal outcomes from the Long COVID Service

¹⁴⁶ [FutureNHS Collaboration Platform; https://future.nhs.uk/NationalCOVID19VaccineEquality/viewdocument?docId=97850853](https://future.nhs.uk/NationalCOVID19VaccineEquality/viewdocument?docId=97850853)

¹⁴⁷ <https://www.england.nhs.uk/coronavirus/publication/supporting-covid-19-vaccine-uptake-during-ramadan/>

for communities affected by health inequalities, especially those with a learning disability, those from the most deprived communities and those from ethnic minority communities.

Action 3: Develop digitally enabled care pathways in ways which increase inclusion, including reviewing who is using new primary care, outpatients and mental health digitally enabled pathways by 31 March 2020

As part of the third phase of the NHS response to COVID-19, we asked ICSs to develop digitally enabled care pathways in ways which increase inclusion, including reviewing who is using new primary, outpatient and mental health digitally enabled care pathways. This included system reviews on how the blend of different channels of engagement has affected different population groups, prototype auditing, and developing links with other relevant organisations to help learn, shape and strengthen work to ensure digital transformation is inclusive.

Action 4: Accelerate preventative programmes which proactively engage those at greatest risk of poor health outcomes

Learning disability health checks (target: 67% by 31 March 2021)

We have consistently communicated the continuing priority of delivering the annual health check (AHC) for those with a learning disability throughout the pandemic. This includes by:

- maintaining the Learning Disability Health Check Directed Enhanced Service throughout the last year and revising the 2020/21 Quality and Outcomes Framework (QOF) QI Module: Improving care of people with a learning disability
- introducing an incentive for completion of the AHC within the PCN Investment and Impact Fund
- reiterating the importance of learning disability health checks in primary care bulletins and webinars
- enabling practices to be paid within the legislation for conducting a 'blended' AHC (part virtual, part face-to-face when permissible) and continuing this throughout 2021/22
- working with regional teams, CCGs, transforming commissioning boards (TCB) and GP practices to support improvement
- working with stakeholders such as Mencap and Learning Disability England (LDE) to support messaging and communication to people with a learning disability and their families/carers
- national team awarding nine exemplar sites funding to trial innovative approaches to improve AHC uptake among people with a learning disability and in particular, increase uptake from ethnic minority communities, young people aged 14–17 years and Traveller communities
- including recovery of learning disability health checks as one of the seven top priorities for primary care in the GP capacity funding letter, supported by the £150 million COVID Capacity Expansion Fund.

Our incentives and initiatives to support the delivery of the AHC for those with learning disability will continue in the next financial year. We will assess how each can be improved, and how more frequent updates to health check performance data could support more nuanced and localised approaches to drive improvements.

Health checks for people with a severe mental illness (target: 60% by 31 March 2021)

Through the NHS Long Term Plan, the NHS has committed to delivering 390,000 comprehensive annual physical health checks and follow-up interventions to people with severe mental illness (SMI). The target for 2020/21 was this for 60% of people on the General Practice SMI register. At the end of 2020/21, 27% of people with SMI had received their check. Delivery was significantly impacted during the COVID-19 pandemic, due to reduced capacity in primary care and social distancing requirements. From 2021/22, all elements of the health check are incentivised in the GP QOF. All ICSs have received additional funding totalling £12 million to commission tailored outreach to support uptake of health checks and vaccinations.

Continuity of maternity carer (target: 35% by 31 March 2021)

The NHS Long Term Plan committed to prioritising continuity of carer for those from BAME groups, as well as for women living in the most deprived areas. Continuity of carer models help reduce baby loss, preterm births, hospital admissions and the need for unwarranted intervention during labour, and improve women's experience of care. The pandemic has resulted in staffing constraints in maternity units and this hampered their ability to reorganise their midwifery staffing into continuity teams. In March 2021, there were 371 continuity of carer teams in place where each midwife provides all three elements of midwifery care; this represents coverage for 15–17% of all pregnant women. There were also 263 teams placed in areas of deprivation and 246 teams placed in areas where many BAME women live. In 2021/22 we will begin piloting an enhanced model of continuity of carer for women in the most deprived areas of England, which enables these women to have more time with their midwife.

The COVID Vaccination Equalities Tool¹⁴⁸ (COVID vaccination data through the National Immunisation Management Service (NIMS)) has linked detailed patient-level data on ethnicity and deprivation. This dashboard is updated daily and being shared with regions, ICSs and directors of public health. There is an aspiration to develop a tool for flu like the COVID Vaccination Equalities Tool.

Action 5: Particularly support those who suffer mental ill-health

In 2020/21 we saw demonstrable improvements in the quality of submissions to the national Mental Health Services Data Set (MHSDS), which includes the requirement for protected characteristics to be recorded. Further data quality (DQ) guidance on how to flow data on protected characteristics to the MHSDS, and a DQ dashboard on protected characteristics for use by regions, systems, and providers, are in development.

¹⁴⁸ <https://future.nhs.uk/NationalCOVID19VaccineEquality/viewdocument?docId=97850853>

In 2020/21 we saw further advances in the IAPT recovery rate for BAME communities, building on the positive trend.

We published our first Advancing Mental Health Equalities Strategy¹⁴⁹ in October 2020, which outlines the short and longer-term actions we will take to advance equalities in access, experience and outcomes in mental health services.

Action 6: Strengthen leadership and accountability.

During 2020/21, we ensured that strengthening leadership and accountability on health inequalities was a priority. All seven regions nominated an SRO to lead on health inequalities across their region. We asked all systems and NHS organisations to identify a named executive board member responsible for tackling health inequalities in every NHS organisation, CCG and system. To support the new roles within NHS organisations and systems, we developed a framework 'A well-led approach to tackling health inequalities',¹⁵⁰ which was an advisory note on implementing the urgent actions to address inequalities in NHS provision and outcomes. We ran four webinars between December 2020 and January 2021 to share the well-led approach, harness engagement with leads and information regarding ongoing support.

We are supporting the NHS Race and Health Observatory's commission of the King's Fund to develop insights into what is required from senior healthcare leaders to tackle health inequalities. The recommendations will inform a new Health Inequalities Leadership Framework.

With primary care we have defined the roles and responsibilities of 'health inequalities leads' for PCNs. In our joint working with the Royal College of General Practice we continue to develop a Health Inequalities training programme (of which one module will focus on leadership).

In July 2020, each NHS Board was asked to publish action showing how over the next five years its board and senior staffing will match overall BAME composition of its overall workforce or its local community. This work is overseen by the NHS England and NHS Improvement People Directorate.

Action 7: Ensure datasets are complete and timely

Data remains critical for understanding need, monitoring progress, and developing and evaluating the impact of interventions. Improvements in this area have been a key enabler for the progress achieved as part of Phase 3. All NHS organisations are asked, therefore, to continue to improve the collection and recording of ethnicity data across primary care, outpatients, A&E, mental health, community services, and specialised commissioning.

NHS Digital has created a new synthetic ethnicity dataset for primary care patients.¹⁵¹ This is about providing an ethnicity category for each NHS patient number and includes combining known ethnicity data from the Hospital Episode Statistics Dataset and the GPPR (GPES Data for

¹⁴⁹ <https://www.england.nhs.uk/publication/advancing-mental-health-equalities-strategy/>

¹⁵⁰ <https://future.nhs.uk/connect/ti/EHIME>

¹⁵¹ <https://digital.nhs.uk/data-and-information/areas-of-interest/ethnicity>

Pandemic Planning and Research). This has improved ethnicity coding so that over 90% of NHS numbers have an ethnic group assigned to them. A similar synthetic dataset is being considered for disability. This work is about strengthening patient demographics, for linking with other datasets to facilitate health inequalities analysis.

Action 8: Collaborate locally in planning and delivering action to address health inequalities

In 2020/21 we asked ICSs to support and oversee the delivery of the eight actions, understand the population needs and build partnerships to address health inequalities. All systems have submitted their updated system plans on how they have addressed health inequalities, outlining key achievements, areas outstanding for 2021/22, plans for delivering outstanding commitments and key learning to date. We have commissioned a CSU to provide a thematic review of the system plans and collate a support offer from the central team as part of the 2021/22 delivery. During 2020/21, we delivered a workshop with the top 10 CCGs receiving additional funding through the CCG allocation formula and a task and finish group is taking forward the resulting recommendations. We supported systems to support NHS organisations seeking to serve as effective ‘anchor’ institutions. In February 2021, in partnership with the Health Foundation, we launched the ‘Health Anchors Learning Network’ (HALN).¹⁵² We continue to develop activities to tackle workforce supply issues, while supporting economic recovery and tackling health inequalities. This includes working with two regions to test approaches to enhancing youth employment. We commissioned the King’s Fund to review the role of the NHS in tackling poverty.¹⁵³

The Health Equity Programme was launched to tackle health inequalities by funding 41 projects led by ICSs to identify and target at-risk groups. Areas have chosen different local priorities from homelessness and deprivation to specific ethnic minority groups and those digitally excluded. For example, in Surrey Heartlands, tech angels will help people with the latest virtual opportunities like apps and online groups, and in Bath, North East Somerset, Swindon and Wiltshire rough sleepers, Gypsies, boaters and Travellers will be among those helped to access the flu vaccine.

Criterion 4: Improve prevention, access and effective use of services for inclusion health groups

During 2020/21 we worked on the NHS COVID-19 response programme with the Homelessness Health team and Vaccine Equalities team to support the targeted delivery of the vaccine through increasing uptake among underserved communities and inclusion health groups. Key delivery has focused on the GP Registration Campaign: Access cards. In partnership with several organisations we distributed ‘access cards’, both physical and digital, which supported the message that everyone is entitled to register with a GP. On the back of the card is the NHS England and NHS Improvement Customer Contact Centre number for people to use if they have been refused registration. VCSE organisations can get physical copies of the access card from their local Healthwatch, to share with the communities they work with, or download a digital copy of the

¹⁵² <https://haln.org.uk/>

¹⁵³ [The NHS’s role in tackling poverty | The King's Fund](#)

access card¹⁵⁴ from the Future NHS platform. Some VCSE partners received batches of the cards to distribute directly to their service users. We have also developed a Twitter graphic for social media.¹⁵⁵ We supported JCVI cohort 6 with a homelessness and rough sleeping mobilisation support pack, which covers GP receptionist training¹⁵⁶ and GP practice website review to include a statement that you can register without ID or address. We also recommended practices join the Safe Surgeries initiative¹⁵⁷ run by Doctors of the World. This reassures people that immigration status will not be checked, and they are in a safe space. We supported the development and implementation of the Inclusion Health Self-Assessment Tool for PCNs.¹⁵⁸ This tool produces posters that give clear information about how to register with a GP and can be downloaded and printed. The 'Welcome to General Practice' poster¹⁵⁹ can be personalised with practice-specific information. The 'Please come and register with your local GP' poster¹⁶⁰ can be displayed in any prominent places where people go for advice and support.

We employed a senior nurse lead for homeless and inclusion health, who has been instrumental in supporting the delivery of services for inclusion health groups. We have continued our call to action to ensure 'inclusion health is every nurse's/clinician's business' is aligned to the applying all our health guidance;¹⁶¹ worked with Leeds Gate (a Gypsy, Roma and Traveller (GRT) organisation) and Leeds Community Healthcare on an inclusive service resource and with Queens Nursing Institute and Focussed Care CIC on broader inclusion resources; and produced rapid reads for inclusion health groups, including one specific for GRT communities, asylum seekers and refugees. We continue our work with the Inclusion Health Strategic Working Group and the Health and Wellbeing Alliance members, where key groups working on the inclusion health agenda are represented. We will continue to develop a robust programme of work on inclusion health.

Criterion 5: Continue its leadership of the health system to reduce inequalities, including assessing whether CCGs fulfil and report on their health inequalities duties in commissioning plans and annual reports

During 2020/21 we continued to drive forward leadership of the health system to take urgent action to reduce health inequalities for vulnerable groups disproportionately impacted by the COVID-19 pandemic. We have ensured that increasing the pace and scale of progress rests on clear and accountable leadership at all levels, in the local place with PCNs, local government, NHS providers and local diverse community and voluntary sector; through systems and ICSs/CCGs; and regionally through the regional directors and regional SROs for health inequalities, as outlined in the regional operating model and nationally, through super matrix working with our national programmes.

¹⁵⁴ <https://future.nhs.uk/HomelessHealthCOVID19/view?objectId=91739173>

¹⁵⁵ <https://future.nhs.uk/HomelessHealthCOVID19/view?objectId=91739237>

¹⁵⁶ <https://www.pathway.org.uk/4403-2/>

¹⁵⁷ <https://www.doctorsoftheworld.org.uk/what-we-stand-for/supporting-medics/safe-surgeries-initiative/>

¹⁵⁸ <https://www.inclusion-health.org/pcn/>

¹⁵⁹ <https://future.nhs.uk/HomelessHealthCOVID19/view?objectId=91739269>

¹⁶⁰ <https://future.nhs.uk/HomelessHealthCOVID19/view?objectId=91739205>

¹⁶¹ <https://www.gov.uk/government/publications/inclusion-health-applying-all-our-health/inclusion-health-applying-all-our-health>

The various health inequalities governance networks, forums and boards identified above are key drivers for engagement and supporting assurance that we are delivering at pace and scale, to meet the needs of our vulnerable groups facing the harshest health inequalities and of our diverse populations.

Criterion 6: Continue to take action to reduce health inequalities as part of work to deliver, with partners, the Five Year Forward View and the mandate to NHS England

We continued to track progress and issues relating to delivery of these actions, working as a super matrix across NHS England and NHS Improvement to hardwire health inequalities across the organisation. This approach has formed the basis of the five priorities on health inequalities for systems and NHS providers as outlined in the 2021/22 planning guidance.

- Priority 1: Restoring NHS services inclusively: where performance reports will be broken down by patient ethnicity and Indices of Multiple Deprivation (IMD) quintile, focusing on under-utilisation of services, waiting lists, immunisation screening and late cancer presentations.
- Priority 2: Mitigating against 'digital exclusion' – ensuring providers offer face-to-face care to patients who cannot use remote services; and ensure more complete data collection to identify who is accessing face-to-face/telephone/video consultations (data broken down by patient age, ethnicity, IMD, disability status, etc).
- Priority 3: Ensuring datasets are complete and timely – to continue to improve data collection on ethnicity across primary care/outpatients/A&E/mental health/community services and specialised commissioning.
- Priority 4: Accelerating preventative programmes; covering flu and COVID-19 vaccinations; AHC for people with a SMI and learning disabilities; supporting the continuity of maternity carers; and targeting long-term condition diagnosis and management.
- Priority 5: Strengthening leadership and accountability – supporting system, PCN and NHS provider health inequalities leads to access training and a wider support offer, including utilising a new Health Inequalities Leadership Framework currently being developed.

Appendix 5: Working in partnership with people and communities

Throughout 2020/21 our focus has been on working with people and communities to respond to the COVID-19 pandemic, particularly communities who have been disproportionately affected by the virus. As with many organisations we have adapted rapidly to deliver engagement activities online, while being mindful of digital exclusion. We have done this through new and existing networks and partnerships with communities, the VCSE sector, ALBs and government departments. By working collaboratively, both internally and externally, we have responded rapidly and engaged with marginalised communities, aiming to mitigate any further disadvantage. A key success has been creating new networks across organisations to support the COVID-19 response and enabling shared learning from good practice across the country. Our Homelessness and Inclusion Health Network and Community Champions Network are two examples where we have facilitated the development of new connections between the VCSE sector and public sector, to respond quickly and effectively to issues such as vaccine hesitancy and GP access.

We have continued to support and advise professionals working across health and care, to ensure public participation is embedded into ways of working. This includes supporting staff to engage during the pandemic and in the recovery of services, through online training, networks, events, resources and webinars. Internally this has included assuring NHS England's duty to involve the public in commissioning (section 13Q of the NHS Act 2006). In addition, we have delivered a programme to almost 500 senior leaders to build a culture that embraces working with people and communities to advance equality and reduce health inequalities. This programme was delivered in direct response to evidence that showed the disproportionate impact of COVID-19 on some communities. It has led to the development of a new, internal network of engagement, equality and equity champions and a refresh of resources and training available to colleagues. The champions are senior managers; part of their role is to highlight the benefits of working with people and communities.

In response to the government's Health and Social Care Bill White Paper, we began engaging with a range of stakeholders to review existing statutory guidance for NHS England and CCGs, and to consider approaches to working with people and communities in ICSs. This work is at an early stage and will continue into 2021/22.

Working with the VCSE sector

Over the past year the VCSE sector has helped us understand the impact of the pandemic on our most vulnerable communities. At a national level, the VCSE Health and Wellbeing Alliance and the Voluntary and Community Sector Emergency Partnership amplified the voices of communities who experience the greatest health inequalities to inform national policy and delivery. Meanwhile consultation and co-production with the VCSE, faith and community groups made COVID-19 messaging more accessible and supported the vaccination rollout.

We know that relationships with the sector play a vital role and we supported this through our VCSE leadership programme and initiatives to forge connections at ICS level. Working with DHSC

and PHE, we have also provided Starting Well funding to 19 VCSE organisations to improve children's health outcomes in areas of high deprivation, and within ethnic minority communities.

Homelessness and inclusion health

During 2020/21, we led the COVID-19 response for homelessness and inclusion health. We rapidly set up a range of networks and working groups to support this work, following emergency measures put in place to safeguard people experiencing homelessness during the pandemic. We responded to the needs of stakeholders in a variety of ways, including:

- online 'sharing the learning' sessions, focused on good practice in involving people experiencing homelessness and inclusion health groups
- commissioning insightful research to fill gaps in knowledge
- working with partners to hear the voices of vulnerable people
- webinars with VCSE partners on topics including safeguarding and trauma-informed care.

Over 1,000 professionals from across the system joined our FutureNHS online network to share information, resources and good practice, and make connections with partners. This programme facilitated effective partnerships across the NHS, VCSE sector, local authorities, ALBs and government to identify and respond quickly to people's needs.

Rapid engagement on experiences of shielding

We carried out an important engagement exercise with people who were advised to shield during COVID-19. This enabled us to hear first-hand experiences from a range of people about shielding and the impact it had on their lives. Feedback from the focus groups was presented to government to inform future shielding policies and decision-making.

Over 160 people were involved in 14 focus groups, which we delivered with VCSE sector partners. We heard from a variety of people who were shielding, including young people, people from ethnic minorities, people with a learning disability; autistic people, condition-specific groups and parent carers. The focus groups identified several themes, which were highlighted in our feedback report, including:

- the impact of shielding on people's mental health
- mixed experiences of support and access to services
- the vital role of family, friends and carers
- the significant financial impact of shielding
- concern for some about the safety of returning to work and education
- the impact for disabled people and their families, in both the short and long term.

Some people who were shielding said they wanted to play a more active part in the response to the pandemic, so we introduced a new peer support volunteer role to enable people who were shielding to support each other.

Primary care networks

In 2020/21 our programme to support PCNs focused on working in partnership with people and communities. We launched a new webinar programme called 'Building inclusive PCNs in partnership with people and communities', with a variety of sessions that anyone working in a PCN could attend. We set up several pilot projects focused on involving people and communities, to share the learning from effective engagement approaches that had a positive impact in places such as Morecambe Bay and Nottingham. We worked with the National Association for Patient Participation, Patients Association, Healthwatch England and National Voices to advance patient participation groups and ensure that they are more inclusive and reach out to people who are under-represented.

The Inclusion Health Self-Assessment Tool was launched to help PCNs identify people and communities within their populations who they may not be reaching. On completion of the tool, a tailored report is generated. It outlines different resources and contacts to support PCNs to plan their approaches, reach out to communities and address health inequalities.

The tool, funded by NHS England and NHS Improvement, was developed by organisations specialising in work with inclusion health groups and people experiencing health inequalities (Friends, Families and Travellers, Homeless Link, Doctors of the World, National Ugly Mugs and Stonewall Housing), with input from PCNs.

We worked in partnership with several organisations to distribute new GP 'access cards', in response to issues identified by specific inclusion health groups around registering with a GP. Many people who experience health inequalities can face barriers when trying to register so the cards highlight that everyone in England is entitled to register with a GP, even if they do not have proof of ID, address or immigration status.

Marginalised communities

In collaboration with Working with Everyone we engaged with people from communities who experience the greatest difficulty in accessing healthcare and those who may have poorer outcomes from care and treatment. We wanted to capture their thoughts about the measures taken to prevent the spread of COVID-19 and to seek their views about COVID-19 vaccination.

We delivered online engagement sessions with people who use drugs (current or former), people experiencing homelessness, adult survivors of childhood sexual abuse and exploitation, GRT communities, migrants/refugees, sex workers and former prisoners. All participants were supported to take part in the online sessions and signposted to advocacy services.

Work with young people

We launched the NHS Cadets scheme in partnership with St John Ambulance, enabling 14 to 18-year olds from deprived communities to volunteer in health and care. It involved 400 young people across 19 locations. Our aim by 2023 is to have 10,000 cadets, developing their first aid, mental health, leadership and communication skills, and volunteering within health and care. We have worked to engage young people from under-represented groups. This includes people who are not in employment, education or training (NEET), people from ethnic minorities and those who would not ordinarily consider volunteering or a career in the NHS.

From October 2020 to March 2021, we worked with young people aged under 18 years as health information champions. They provided accurate and timely COVID-19 and mental health and wellbeing messages for their peers using digital platforms. Messages were agreed locally, and 50 young people enhanced their social action skills and developed creative communications materials.

Networks and forums

The NHS Citizen Advisory Group is made up of Patient and Public Voice (PPV) partners who are involved in programmes across the organisation. Members have given feedback and direction on work programmes to ensure the needs of people and communities are met. This includes feedback on how to record protected characteristics in primary care and commenting on the prevention programme.

The group meets every two months and has also introduced regular 'hot topic' discussions around quickly evolving programmes such as the COVID-19 vaccination programme and the government's Health and Care Bill White Paper and what it means for people and communities. This enabled rapid and timely feedback from PPV partners, which helped with the ongoing development of programmes.

The NHS Youth Forum, delivered by the British Youth Council and made up of 25 young people aged 14–24 years from diverse backgrounds across England, has been active throughout 2020/21. Between April and June, the forum responded to COVID-19 in several ways. Members took an active role in bringing health condition-specific information for young people into one accessible place, to enable young people to easily access relevant COVID-19 information. It also created a mental health toolkit in partnership with St John Ambulance, in direct response to the mental health implications of the pandemic for children and young people.

Members worked with peers and #iwill ambassadors to update PHE guidance on shielding and social distancing to make it relevant and accessible for young people. They also led and contributed to social media campaigns focused on COVID-19 and its impact on young people.

Other youth-led projects carried out in 2020/21 included research and resource development into:

- medical students' education into health inequalities of minority groups
- the experiences of education of young people with special educational needs, disabilities and long-term conditions
- improving access to healthcare for young trans and non-binary people.

Learning Disability and Autism Advisory Group

The Learning Disability and Autism Advisory Group has also supported us to fill several information gaps around COVID-19, including information about COVID-19 vaccines for people with a learning disability and autistic people. We have been involved in advising on and developing information for people with a learning disability and autistic people, such as short films and easy read materials. One of the films, which explains the vaccine, has been watched over 26,000 times.

The advisory group has also explored barriers to using NHS 111, including the NHS 111 First initiative, faced by people with a learning disability and autistic people. In addition, they have supported the new Autism Team to develop their work around diagnosis.

Another key achievement of the advisory group has been the change to the name and scope of the 'Learning from Lives and Deaths – people with a learning disability and autistic people (LeDeR) policy'. The policy, which previously looked at the deaths and lives of people with a learning disability only, now also includes autistic people.

Appendix 6: Sustainability

The past year has highlighted a range of opportunities to improve our sustainability performance. Most employees have been working remotely, leading to a 90% reduction in business travel emissions. Some business travel has remained necessary for employees supporting the response to the COVID-19 pandemic. A small number of essential office-based workers have continued to work from our offices. As the majority of our sites are multi-occupancy buildings, these may have remained open for other tenants, but overall we have seen significant reductions in energy use, water use and waste.

This year we developed our Interim Green Plan, which outlines our initial steps to achieve net zero while recognising that the lessons learnt from the last 12 months provide an opportunity to accelerate our progress. In preparation for this, and ahead of the publication of our full Green Plan, we have completed a number of actions over the course of this year. These include working with our primary landlord, NHS Property Services (NHS PS), to conduct and review energy audits across our corporate estate, ensuring all staff are equipped to work effectively remotely and placing sustainability at the heart of our plans for future ways of delivery.

Sustainability report

Scope

Reporting of greenhouse gas emissions, water and waste in this sustainability report covers NHS England and CSUs only. Sustainability reporting for Monitor and TDA is included in their separate annual reports and published on the NHS England and NHS Improvement website.¹⁶² CCGs report on sustainability within their individual annual reports which are published on their respective websites. A list of CCGs, and links to their websites, can be found on the NHS England website.¹⁶³

Reporting for multi-occupancy buildings

Within this report we are reporting on the proportion of the NHS PS buildings occupied by NHS England, CSUs, Monitor and TDA. Where we are a tenant of a government department or another ALB, energy, waste and water information will be reported within their annual reports and published on their respective websites.

Provision of data

NHS PS is the landlord for the majority of NHS England, CSU, Monitor and TDA offices and we are reliant on them for the provision of utilities and waste data.

¹⁶² [NHS England » Publication Containers \(topic: Annual report, order by: Published date \(newest first\)\)](#)

¹⁶³ www.england.nhs.uk/ccg-details

The energy and water data provided for this financial year comes with the following guidance from NHS PS:

- all consumption and costs are apportioned by the percentage occupancy at each property
- data has been estimated where it is not readily available; all water data is estimated
- estimates have been based on actual data, taking into account floor area and site type
- January to March 2021 data has been estimated due to the invoices not being available at the time of writing this report.

NHS PS have also been able to provide partial data for waste collected from our sites; estimates have not been made where data is unavailable. NHS PS is working to improve its data collection ability.

Greenhouse gas emissions¹⁶⁴

Scope 1 emissions

		2018/19	2019/20	2020/21
Non-financial indicators (tCO ₂ e)	Emissions from organisation-owned fleet vehicles	151	199	9
	Gas	1,748	1,888	830
Total scope 1^{165,166}		1,899	1,899	2,087
Financial indicators	Expenditure on scope 1 business travel	£219,618	£302,544	£13,042
Related use (kWh)	Gas	9,502,588	10,270,467	4,531,714

Scope 2 emissions

		2018/19	2019/20	2020/21
Non-financial indicators (tCO ₂ e)	Electricity	4,972	2,383	1,330
Total scope 2¹⁶⁷ (tCO₂e)		6,720	6,720	4,271
Related use (kWh)	Electricity	9,330,438	9,323,820	5,737,925

Scope 3 emissions

		2018/19	2019/20	2020/21
Non-financial indicators (tCO ₂ e)	Electricity	9,330,438	9,323,820	5,737,925
	Road travel (tCO ₂ e)	3,735	2,547	437
	Rail travel (tCO ₂ e)	1,651	1,760	43
	Air travel (domestic only)	45	31	0
Total scope 3¹⁶⁸ (tCO₂e)		711	5,432	4,339
Total (tCO₂e)		711	12,303	8,808

¹⁶⁴ Electricity supplied by British Gas to NHS PS will be backed by renewable generation Guarantee of Origin certificates <https://www.property.nhs.uk/media/2839/british-gas-renewable-certificate-nhs-property-services.pdf>

¹⁶⁵ Scope 1 emissions arise from organisation owned and operated vehicles, plant and machinery.

¹⁶⁶ Business travel undertaken in a salary sacrifice lease vehicle was reported within scope 3 emissions in previous years.

¹⁶⁷ Scope 2 emissions arise from the consumption of purchased electricity, heat, steam and cooling.

¹⁶⁸ Scope 3 emissions arise from official business travel in vehicles not owned by the organisation.

Water

	2018/19	2019/20	2020/21
Non-financial indicators – water used (m ³)	66,521	91,325	36,596
Financial indicators (cost of water purchased)	£359,074	£559,235	£104,972

Waste

NHS PS is unable to provide waste data for all sites. This is because it does not manage the waste arrangements on these sites and is not provided with any data. An indication of the proportion of sites that data was available is detailed below.

	2018/19 ¹⁶⁹	2019/20	2020/21
Recycled (tonnes)	109	379	126
Incinerated (tonnes)	1	5	4
Landfill (tonnes)	16	3	4
Total (tonnes)	126	386	134
Cost	£97,162	£199,127	£96,175
Proportion of sites with NHS PS data available	40%	54%	63%

ICT waste

We maintain the use of ICT equipment for as long as possible. When items become obsolete, we work in partnership with other organisations to responsibly and sustainably process our ICT waste. This may be through approved authorised treatment facilities, following Waste Electrical and Electronic Equipment (WEEE) Regulations or using corporate recycling schemes. All partner organisations operate a zero waste to landfill policy.

Sustainable procurement

With the publication of the NHS Net Zero Report, the NHS affirmed the need to take action on climate change and set ambitious reduction targets, including a commitment that before the end of the decade, the NHS will no longer purchase from suppliers that do not meet or exceed our commitment to net zero.

Our commitments to deliver a net zero health service go beyond carbon reduction. It is imperative that alongside our environmental efforts, we make every effort to stamp out modern slavery throughout our supply chain. We also have a duty to use the money spent through the NHS to generate more social value for the communities that we serve, reducing health inequalities and improving the wider determinants of health.

¹⁶⁹ 2018-19 waste figures have been restated after the supplier provided updated information.

Within NHS England, we have integrated metrics that measure these benefits and include them as part of our procurement evaluations. We are aligned with central government's procurement policy note on social value, mandating that a minimum weighting of 10% of the total score for social value should be applied in central government procurements, and have adopted this into the NHS England and NHS Improvement Procurement Strategy. Procurements carried out by NHS England have trialled the approach throughout 2020/21 and from April 2021 all procurements carried out by NHS England must include a minimum weighting of 10% on social value.

Our sustainable procurement programme continues to grow, and NHS England is committed to leading by example across the wider health system.

Supporting sustainability across the NHS

Alongside making an ambitious and world-leading commitment to deliver a national net zero health service, the NHS response to the climate crisis across this recent financial year has also been informed by the COVID-19 pandemic. The NHS has demonstrated an impressive capacity to adapt and endure in an emergency, and some elements of the COVID-19 response have also supported the response to climate change. The Outpatient Transformation Programme has granted patients greater control and convenience in relation to their NHS hospital or clinic appointments, by offering telephone or video consultations. This means less time travelling to hospital appointments, reducing both the NHS's carbon footprint and air pollution. Other activities, such as efforts to procure and ensure appropriate access to PPE, may have increased the NHS carbon footprint. There are ongoing activities to create more sustainable PPE, including a pilot to increase the use of reusable gowns. Other key activities from 2020/21 include:

- the establishment of the NHS Sustainability Board, which convenes leaders from priority areas to monitor and drive delivery of the decarbonisation of the NHS, and reports into the NHS public board on a bi-annual basis
- the development of a data and metrics framework. This will support regular reporting against carbon trajectories at an increased level of fidelity, disaggregated by region and by system, to support monitoring and accountability
- the £50 million NHS Energy Efficiency Fund has been used to upgrade lighting across the NHS estate. This will save the NHS £14.3 million and 34 thousand tonnes of CO₂ emissions per year
- commitments to appoint cycle-to-work leads in every hospital, to ensure that staff have the option to participate in active methods of travel, and for hospitals to shift to purchasing all electricity from renewable sources.

NHS England and NHS Improvement are also currently preparing the Health and Social Care Adaptation Report, in collaboration with PHE.

The Greener NHS national programme

In response to the UK Climate Change Act (2008), the Sustainable Development Unit (SDU) was formed to better understand the links between health, healthcare and climate change.

It developed and published the first carbon footprint of a healthcare system and responded to a range of issues from climate change and health adaptation, to air pollution and plastic waste reduction. In 2020, the NHS's first Chief Sustainability Officer was appointed, and the SDU transformed into the Greener NHS programme, expanding to support the ambition to deliver the world's first net zero national health service. This ambition is important for three reasons:

- climate change threatens the health of the public and impacts on the NHS's ability to deliver high quality care
- the response to climate change results in unprecedented health benefits, through cleaner air, healthier diets and more liveable communities
- there is strong support from the system's 1.3 million staff, who know that in the future, a world-leading healthcare system will be a sustainable healthcare system.

The case, the targets and a strategy for achieving them were laid out in *Delivering a Net Zero National Health Service*.¹⁷⁰ This report builds on over a decade of work from staff and clinicians across the system and draws on advice from a Net Zero Expert Panel and the Lancet Countdown.

The Greener NHS team is currently developing refreshed green plan guidance and building capacity, at national and regional level, to deliver the interventions identified in *Delivering a Net Zero National Health Service*. Short delivery focused reports addressing specific work areas are planned for publication in 2021. Delivery against this guidance, and the outlined carbon trajectories set out in *Delivering a Net Zero National Health Service*, will be assured by the NHS Sustainability Board.

In 2021/22, the NHS will launch the National Chief Sustainability Officer's Clinical Fellow Scheme, to support the design of patient focused low carbon models of care, protecting the health of patients and the public, now and in the future.

¹⁷⁰ <https://www.england.nhs.uk/greenernhs/wp-content/uploads/sites/51/2020/10/delivering-a-net-zero-national-health-service.pdf>

Appendix 7: Acronyms

A

A&E Accident and Emergency
AAA abdominal aortic aneurysm
AAC Accelerated Access Collaborative
ACRA Advisory Committee of Resource Allocations
AHC annual health check
A&G Advice and Guidance
AI artificial intelligence
ALB arm's length body
AME annually managed expenditure
ANNB NHS Antenatal and Newborn screening programmes
ARAC Audit and Risk Assurance Committee
ARP Ambulance Response Programme
AVC additional voluntary contribution

B

BAME Black, Asian and Minority Ethnic
BAU business as usual

C

CAN Cyber Associates Network
CCG clinical commissioning group
CDF Cancer Drugs Fund
CEO chief executive officer
C(E)TR care (education) and treatment review
CETV Cash Equivalent Transfer Value
CIO chief information officer
CMD Commercial Medicines Directorate
CMU Commercial Medicines Unit
COO chief operating officer
CPAG Clinical Priorities Advisory Group
CQC Care Quality Commission
CSAS Cervical Screening Administration Service
CSOC Cyber Security Operations Centre
CSOPS Civil Servant and Other Pension Scheme
CSU commissioning support unit
CUES COVID-19 urgent eye care service

D

DAWN Disability and Wellbeing Network
DHSC Department of Health and Social Care
DNACPR do not attempt cardiopulmonary resuscitation
DSP Data Security and Protection
DSPT Data Security and Protection Toolkit

E

EDs emergency departments
EDI equality, diversity and inclusion
EHRC Equality and Human Rights Commission
EIP Early Intervention in Psychosis
EPRR Emergency Preparedness, Resilience and Response
EQG Executive Quality Group
EQIA equality impact assessment
ESM executive senior manager

F

FIT faecal immunochemical test
FOI Freedom of Information
FREED First Episode Rapid Early Intervention for Eating Disorders
FRm Financial Reporting Manual
FTE full-time equivalent

G

GAM Group Accounting Manual
GDPR General Data Protection Regulation
GEO Government Equalities Office
GIRFT Getting It Right First Time
GRNI Goods Received Not invoiced
GRT Gypsy, Roma and Traveller

H

HEE Health Education England

I

IAPT Improving Access to Psychological Therapies
ICO Information Commissioner's Office
ICS integrated care system
IFRS International Financial Reporting Standard
IG information governance
IMD Indices of Multiple Deprivation
ISFE Integrated Single Financial Environment

J

JCRR Joint Corporate Risk Register
JCVI Joint Committee on Vaccination and Immunisation

JWP Joint Working Programme

K

KPI key performance indicator

L

LeDeR Learning Disability Mortality Review
LGBT+ lesbian, gay, bisexual, transgender +
LSOA Local Super Output Authority

M

MHSDS Mental Health Services Data Set
MSK musculoskeletal

N

NAO National Audit Office
NCSC National Cyber Security Centre
NEET not in employment, education or training
NEMS National Events Management Service
NHIIP National Health Inequalities Improvement Programme
NHS BSA NHS Business Services Authority
NHSCFA NHS Counter Fraud Authority
NHS IMAS NHS Interim Management and Support
NHS PS NHS Property Services
NHS SBS NHS Shared Business Services
NHSVR NHS Volunteer Responders
NICE National Institute for Health and Care Excellence
NIHR National Institute for Health Research
NIMS National Immunisation Management Service
NIS Network and Information Systems
NSDR National Supply Disruption Response

P

PCN primary care network
PCSE Primary Care Support England
PCSPS Principal Civil Service Pension Scheme
PHE Public Health England
PHSO Parliamentary and Health Service Ombudsman
PPE personal protective equipment
PPV Patient and Public Voice
PRP performance related pay
PSED Public Sector Equality Duty
PSF Provider Sustainability Fund

Q

QI quality improvement
QOF Quality and Outcomes Framework

R

RAAC reinforced autoclaved aerated concrete
RDEL Revenue Department Expenditure Limit

S

SCCL Supply Chain Coordination Limited
SCHJDG Specialised Commissioning and Health and Justice Delivery Group
SCHJSPG Specialised Commissioning and Health and Justice Strategy and Policy Group
SDEC same day emergency care
SDU Sustainable Development Unit
SFI Standing Financial Instructions
SMA spinal muscular atrophy
SMI severe mental illness
SRO senior responsible officer
STP sustainability and transformation partnership

T

TCB transforming commissioning board

U

UISPC Unified Information Standard for Protected Characteristics
UTC urgent treatment centre

V

VCSE voluntary, community and social enterprise

W

WDES Workforce Disability Equality Standard
WEEE Waste Electrical and Electronic Equipment
WGA whole of government accounts
WRES Workforce Race Equality Standard

E02708819 01/21

978-1-5286-3124-2