

## Nutrition Research Role in Health and Well Being of Planet Population

Principal Author<sup>1</sup> , First Author<sup>2\*</sup> , Second Author<sup>1,3</sup> 

<sup>1</sup>Department of Food and Nutrition, Name of University, City, Country, Pin code

<sup>2</sup>Department of Food and Nutrition, Name of University, City, Country, Pin code

<sup>3</sup>Department of Food and Nutrition, Name of University, City, Country, Pin code

Corresponding Author Email: [corresponding.author@univ.com](mailto:corresponding.author@univ.com)

### Abstract

The Abstract should begin on a new page following the title page and be typed in single-spacing to clearly distinguish it from the Introduction. Abstracts should provide a concise overview of all aspects of the study, as most databases primarily display this section. Both Short Communications and Review Articles must include an Abstract.

### Keywords

Provide four to eight appropriate keywords arranged alphabetically.

### Introduction

Shall start immediately after the Abstract, as the next paragraph, but should be typed in double space.

The Introduction should lead the reader to the importance of the study; tie-up published literature with the aims of the study and clearly states the rationale behind the investigation.<sup>1</sup>



Figure 1: Legend for Figure 1 to be typed here

- Images should be High Resolution (300 DPI) in PSD, TIFF, JPEG, PNG Format

- Text within the images should be clear and readable

### Materials and Methods

Shall start as a continuation to introduction on the same page. All-important materials used along with their source shall be mentioned. The main methods used shall be briefly described, citing references.<sup>2</sup>

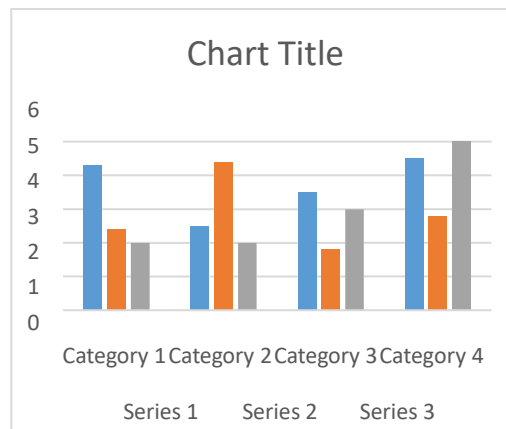


Figure 2: Legend for Figure 2

(Coloured images are used in the online version of the website)

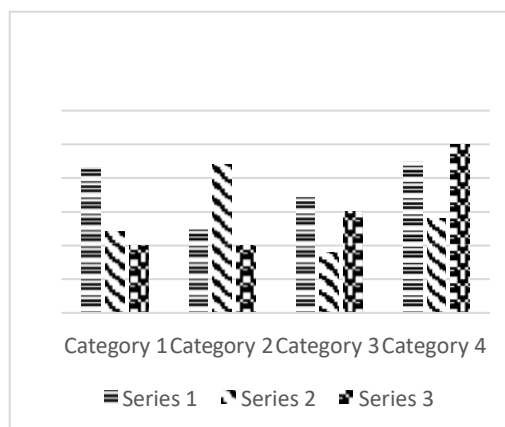
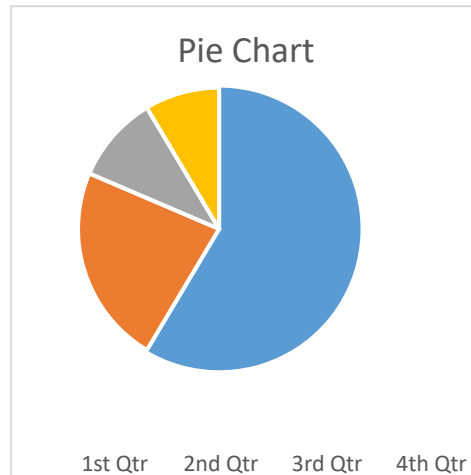
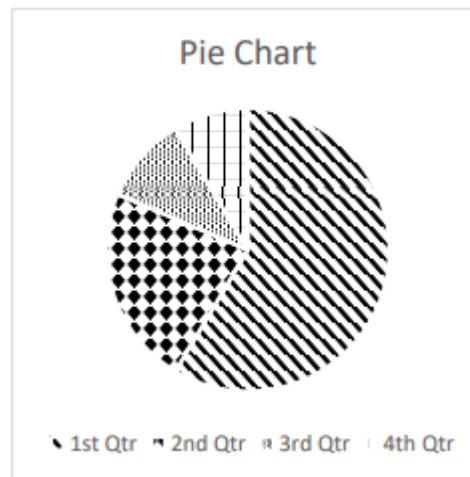


Figure 2: Legend for Figure 2

(Pattern fill makes the images easier to understand after gray scaling for hard copies)



Example 2: Caption for Figure 3  
(Coloured images are used in the online version of the website)



Example 2: Caption for Figure 3  
(Pattern fill makes the images easier to understand after gray scaling for hard copies)

Trivial details may be avoided. New methods or substantially modified methods may be described in sufficient detail. The statistical method and the level of significance chosen shall be



clearly stated. Current Research in Nutrition<sup>3</sup> and Food Science Journal prefers to publish work that has been subjected to an appropriate statistical test at one level of significance.

### Results

All findings presented in tabular or graphical form shall be described in this section. The data should be statistically analyzed and the level of significance stated. Data that is not statistically significant need only to be mentioned in the text – no illustration is necessary.

Example for table

Heading 1	Heading 2	Heading 3	Heading 4
Subheading 1		Subheading 2	
Data	Data	Data	Data
Data	Data	Data	Data
Data	Data	Data	Data
Data	Data	Data	Data
Data	Data	Data	Data

Table 1: Legend for table 1

All Tables and figures must have a title or caption and a legend to make them self- explanatory. Results section shall start after materials and methods section on the same page.

### Discussion

This section should follow results, deal with the interpretation of results, convey how they help increase current understanding of the problem and should be logical. Unsupported hypothesis<sup>4</sup> should be avoided. The Discussion should state the possibilities the results uncover, that need to be further explored.

### Conclusion

Proper conclusion is required in all the articles.

### Acknowledgement

Acknowledgement will include the acknowledgement to the research team or any entity which has provided help during the work.



### **Funding Sources**

This section will include any funding sources along with the grant number (if any) provided to facilitate the research work.

If there are no funding sources then following statement should be mentioned:

*“The author(s) received no financial support for the research, authorship, and/or publication of this article.”*

### **Conflict of Interest**

All authors are requested to disclose any conflict of interest including any financial, personal or other relationships with other people or organizations that can influence their work.

If there is no conflict of interest then following statement should be mentioned:

*“The author(s) do not have any conflict of interest.”*

### **Data Availability Statement**

The manuscript incorporates all datasets produced or examined throughout this research study. If your manuscript does not contain any data or if the study did not involve the generation or examination of datasets, simply state *“This statement does not apply to this article.”* in this section.

### **Ethics Statement**

The document accurately and thoroughly presents the authors' original research and analysis. If your research did not involve human or animal subjects, you may use this default statement *“This research did not involve human participants, animal subjects, or any material that requires ethical approval.”*

### **Informed Consent Statement**

For research involving experiments on human subjects, your manuscript must include an Informed Consent Statement. If your research does not involve data from individual human subjects, please state *“This study did not involve human participants, and therefore, informed consent was not required.”* in this section of the Declarations.



### **Permission to reproduce material from other sources**

If your manuscript contains any materials such as figures, tables, or text excerpts that have been previously published elsewhere, you must obtain proper written permission from the original copyright holder to reproduce such materials.

Authors should include a statement in the manuscript acknowledging the source of the reproduced material and the permission granted. Please follow the format below:

- **For Figures/Tables:**

- *Figure/Table [number] has been reproduced/adapted with permission from [Original Author(s)], [Original Title of Work], [Journal/Book Title], [Publisher], [Year of Publication], [DOI or URL]. Permission granted by [Copyright Holder's Name/Agency].*

- **For Text Excerpts:**

- *[Excerpt] has been reprinted with permission from [Original Author(s)], [Original Title of Work], [Journal/Book Title], [Publisher], [Year of Publication], [DOI or URL]. Permission granted by [Copyright Holder's Name/Agency].*

Authors are responsible for providing the journal with copies of all permission letters at the time of manuscript submission. Failure to obtain permission may result in the removal of such content from your article.

### **Clinical Trial Registration**

All manuscripts reporting clinical trial data must include a statement indicating that the trial has been registered in a publicly accessible registry before patient recruitment. Authors are required to provide the trial registration number and name of the registry in the manuscript.

Please follow the format below for citing the clinical trial registration:

- **Clinical Trial Registration:**

- *This trial is registered at [Name of Registry] with the registration number [Registration Number].*

If statement is not there mentioned this statement “This research does not involve any clinical trials.”

Failure to provide a valid registration number at the time of submission will result in delays in the peer review process or rejection of the manuscript.

### **Author Contributions**

Authors are required to provide a statement detailing the specific contributions of each author to the manuscript. Each author’s contribution to the manuscript should be clearly stated using the



format below. Contributions should reflect the specific roles each author played in the research and writing process.

Example:

- **John Doe:** Conceptualization, Methodology, Writing – Original Draft.
- **Sara Miller:** Data Collection, Analysis, Writing – Review & Editing.
- **Alen Kane:** Visualization, Supervision, Project Administration.
- **Linda Taylor:** Funding Acquisition, Resources, Supervision.

\*In case of a single author if the statement is not provided, please use this-  
The sole author was responsible for the conceptualization, methodology, data collection, analysis, writing, and final approval of the manuscript.

## References

Reference style: AMA (American Medical Association)

1. References should be numbered consecutively in the order in which they are first mentioned in the text (not in alphabetic order).
2. Please ensure references are formatted according to AMA style, avoiding 'et al.' and instead numbering citations in numerical sequence with superscript throughout the article.

Use the style of the example below:

Example: Journal article (print)

Godhia M. L., Naik N. Altered Lipid Responses to Dietary Interventions in Obesity. *Curr Res Nutr Food Sci Jour.* 2015; 3(1):01-11. DOI: <https://dx.doi.org/10.12944/CRNFSJ.1.1.01>

