

## **Details of the process for selecting the authors for the 2019 Refinement to the 2006 IPCC Guidelines for National Greenhouse Gas Inventories**

### **Objective**

The objective of the selection process was to select around 200 experts considering criteria stated in Appendix A of Principles Governing IPCC Work.

### **Selection process**

The timeline for the selection process was as follows.

<b>Date</b>	<b>Step</b>
31 October 2016	Issuance of a call for nominations to IPCC Member States and Observer Organizations
9 December 2016	Due date for nomination
Second half of January 2017	1 <sup>st</sup> round: Compilation of nominations and circulation of the compiled list among TFB members by TFI TSU
Mid-March 2017	2 <sup>nd</sup> round: Selection of CLAs, LAs and REs by TFB
End March – April 2017	Assessment of Conflict of Interest for each of these experts carried out by TFB.

In the selection process, the TFB considered the nominees' areas of knowledge, experience and expertise, as was described in the nomination form. The TFB aimed for a list of authors that would, as far as possible, reflect:

- the range of scientific and technical views and expertise;
- geographical representation (ensuring appropriate representation of experts from developing and developed countries and countries with economies in transition); there should be at least one and normally two or more from developing countries per chapter;
- a mixture of experts with and without previous experience in IPCC;
- gender balance.

### **Nominations**

328 nominations were received, corresponding to a total of 325 experts (three experts were nominated by more than one nominator), from which, through a 2-phase process, 190 experts have been selected (12 CLAs, 166 LAs and 12 REs). Immediately after the selection, TFB started a very exact Conflict of Interest (COI) review process for each individual expert.

### **Statistics of nominated and selected experts**

The statistics of nominees (325 in total) and selected experts (190 in total) are shown in Figures 1-5 below. "Selected experts" means selected Coordinating Lead Authors (CLAs) - 12, Lead Authors (LAs) – 166, and Review Editors (REs) – 12.

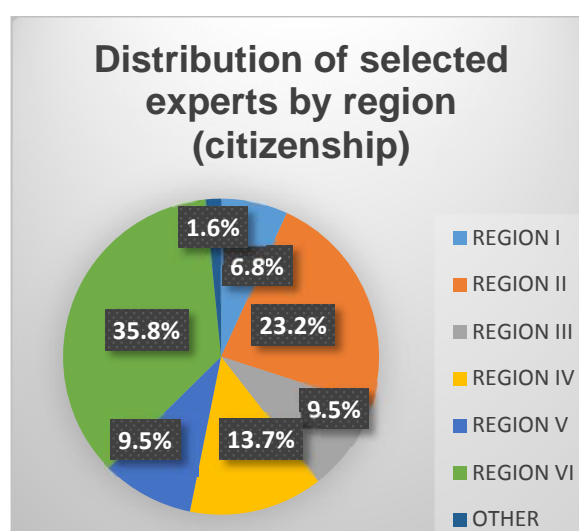
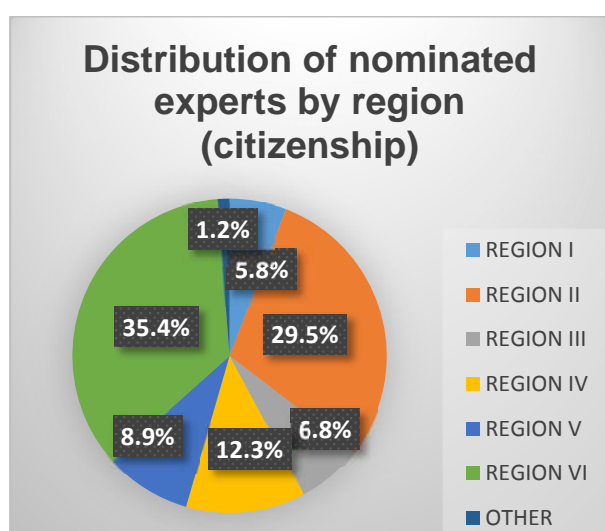
**Figure 1 – Distribution of nominated and selected experts by region (citizenship)**

**Nominated experts**

REGION I	AFRICA	19	5.8%
REGION II	ASIA	96	29.5%
REGION III	SOUTH AMERICA	22	6.8%
REGION IV	NORTH AMERICA, CENTRAL AMERICA AND THE CARIBBEAN	40	12.3%
REGION V	SOUTH-WEST PACIFIC	29	8.9%
REGION VI	EUROPE	115	35.4%
OTHER	<i>Mutiple regions...</i>	4	1.2%
Total		325	100.0%

**Selected experts**

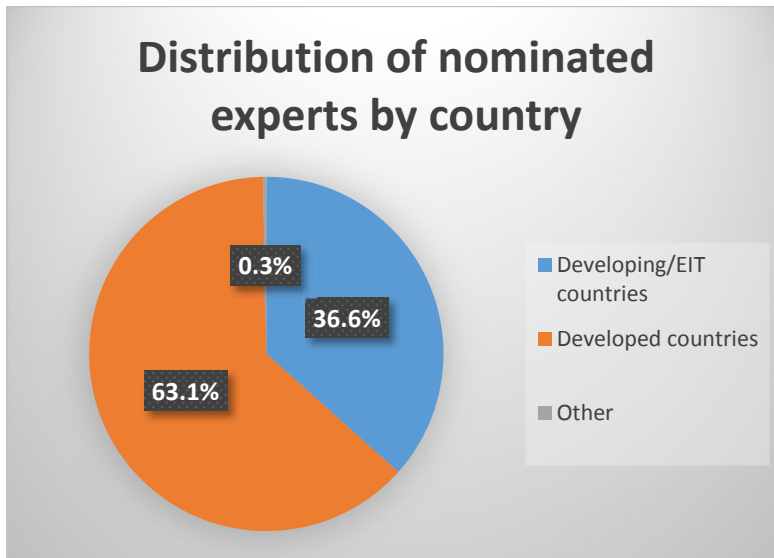
REGION I	AFRICA	13	6.8%
REGION II	ASIA	44	23.2%
REGION III	SOUTH AMERICA	18	9.5%
REGION IV	NORTH AMERICA, CENTRAL AMERICA AND THE CARIBBEAN	26	13.7%
REGION V	SOUTH-WEST PACIFIC	18	9.5%
REGION VI	EUROPE	68	35.8%
OTHER	<i>Mutiple regions...</i>	3	1.6%
Total		190	100.0%



**Figure 2 – Balance in nominated and selected experts from developed and developing/EIT countries**

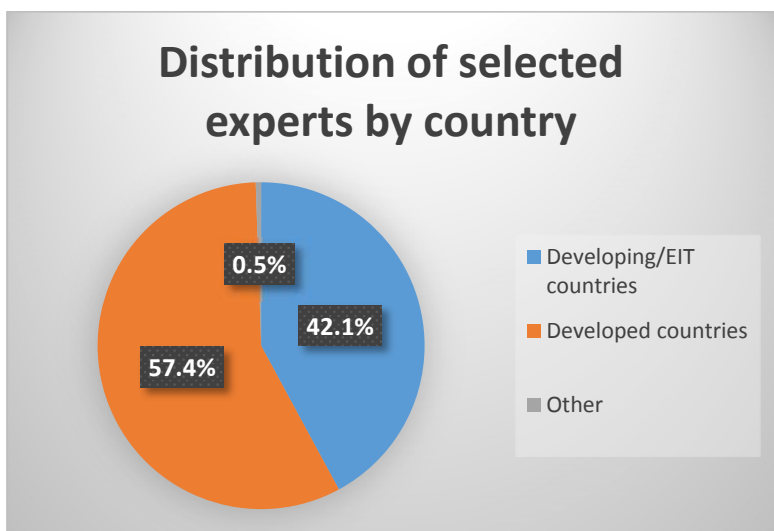
**Nominated experts**

Developing/EIT countries	119	36.6%
Developed countries	205	63.1%
Other	1	0.3%
<b>Total</b>	<b>325</b>	<b>100.0%</b>



**Selected experts**

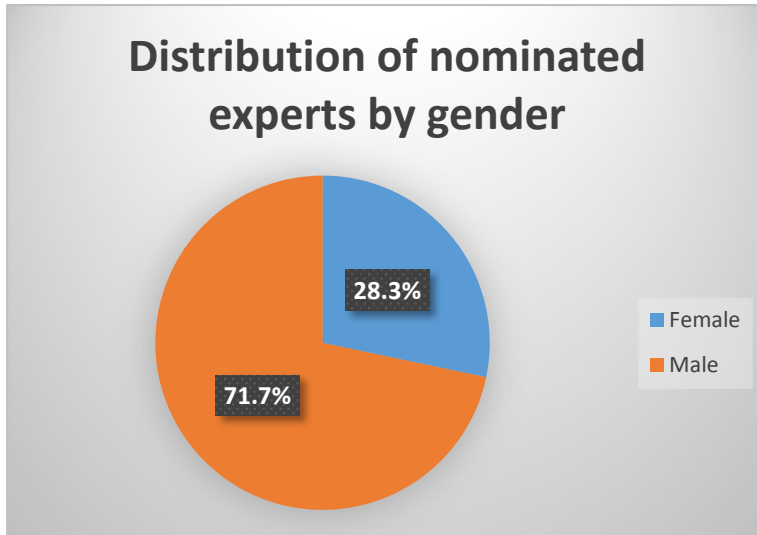
Developing/EIT countries	80	42.1%
Developed countries	109	57.4%
Other	1	0.5%
<b>Total</b>	<b>190</b>	<b>100.0%</b>



**Figure 3 – Gender balance in nominated and selected experts**

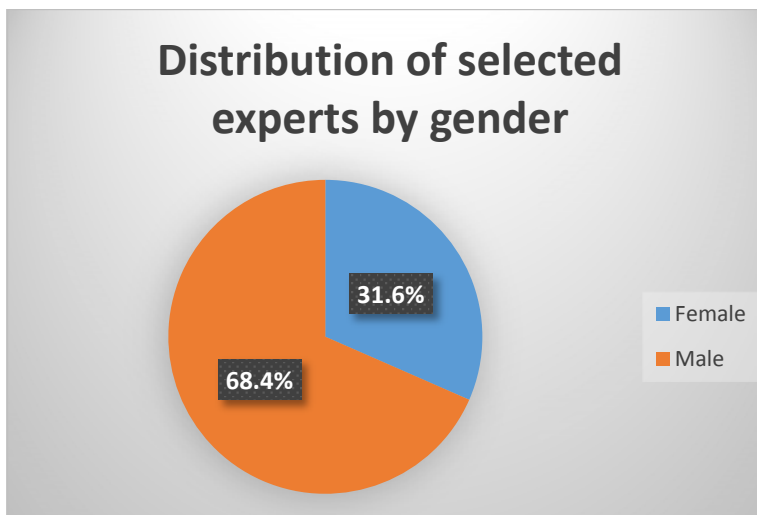
**Nominated experts**

Female	92	28.3%
Male	233	71.7%
Total	325	100.0%



**Selected experts**

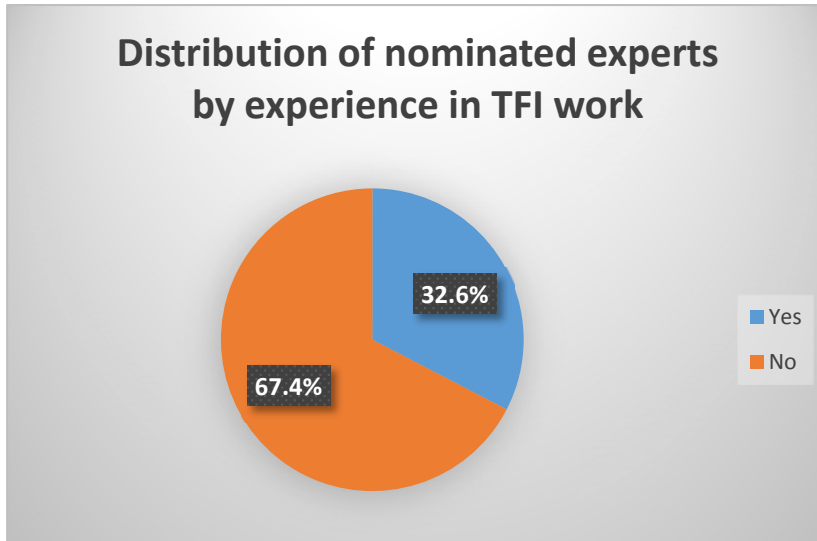
Female	60	31.6%
Male	130	68.4%
Total	190	100.0%



**Figure 4 – Distribution of nominated and selected experts by experience in TFI work**

**Nominated experts**

Yes	106	32.6%
No	219	67.4%
Total	325	100.0%



**Selected experts**

Yes	89	46.8%
No	101	53.2%
Total	190	100.0%

