

Review

Application of Electrophoretic Deposition as an Advanced Technique of Inhibited Polymer Films Formation on Metals from Environmentally Safe Aqueous Solutions of Inhibited Formulations

Natalia A. Shapagina *  and Vladimir V. Dushik

Frumkin Institute of Physical Chemistry and Electrochemistry, Russian Academy of Sciences,
Leninsky Prospect 31-4, 119071 Moscow, Russia

* Correspondence: fuchsia32@bk.ru

Abstract: The presented paper analyzes polymer films formed from aqueous solutions of organosilanes, corrosion inhibitors and their compositions. Methods of depositing inhibited films on metal samples, such as dipping and exposure of the sample in a modifying solution, as well as an alternative method, electrophoretic deposition (EPD), are discussed. Information is provided on the history of the EPD method, its essence, production process, areas of application of this technology, advantages over existing analogues, as well as its varieties. The article considers the promise of using the EPD method to form protective inhibited polymer films on metal surfaces from aqueous solutions of inhibitor formulations consisting of molecules of organosilanes and corrosion inhibitors.

Keywords: metals; electrophoretic deposition (EPD); cataphoretic (CPD) and anaphoretic deposition (APD); inhibited formulations (INFOR); organosilanes; corrosion inhibitors



Citation: Shapagina, N.A.; Dushik, V.V. Application of Electrophoretic Deposition as an Advanced Technique of Inhibited Polymer Films Formation on Metals from Environmentally Safe Aqueous Solutions of Inhibited Formulations. *Materials* **2023**, *16*, 19. <https://doi.org/10.3390/ma16010019>

Academic Editor: Yong Sun

Received: 11 November 2022

Revised: 12 December 2022

Accepted: 14 December 2022

Published: 20 December 2022



Copyright: © 2022 by the authors. Licensee MDPI, Basel, Switzerland. This article is an open access article distributed under the terms and conditions of the Creative Commons Attribution (CC BY) license (<https://creativecommons.org/licenses/by/4.0/>).

1. Introduction

Protection of metal constructions and facilities against corrosion is one of the main tasks in various industries [1–3]. One method to reduce of the corrosive activity of process media is the introduction of corrosion inhibitors. According to ISO 8044-2015 [4], corrosion inhibitors are chemical compounds or their compositions, the presence of which in sufficient concentration reduces the corrosion rate of metals without significantly changing in the concentration of corrosive reagents. Corrosion inhibitors can be applied in different forms: volatile [5], contact [6], chamber inhibitors [7], inhibited papers, sleeves, and films [8]. Despite the availability of an extensive range of existing corrosion inhibitors, there is the problem of expanding their assortment by creating new inhibitors or inhibited formulations (INFOR) with higher protective characteristics and lower cost [9–11]. When developing new inhibitors or their mixtures, it is necessary to consider the operating environment, the nature of the metal to be protected from corrosion damage, external influences (temperature, pressure, and other factors), etc. [11,12].

In this regard, in recent years, new methods of modifying the metal surface are being used to fight against corrosion, including those based on the use of inhibited formulations consisting of molecules of organosilanes and corrosion inhibitors [13–15].

2. Options for Protecting of Metal Surfaces from Corrosion Damage by Different Classes of Environmentally Friendly Organic Compounds

2.1. Corrosion Inhibitors

Since the slowdown of corrosion processes occurs due to a decrease in the active area of the metal surface and changes in the activation energy of electrode reactions that limit metal corrosion, we can divide inhibitors into three types, namely anodic (affecting the anodic dissolution of the metal surface, including their ability to cause passivation of metal),

cathodic (reducing the rate of the cathodic process), and mixed (inhibiting both processes). The protective effect of corrosion inhibitors is based on a change in the state of the metal surface due to their adsorption or on the formation of hard-soluble compounds with metal ions [16–23]. Modern classification of corrosion inhibitors allows their systematization based on their chemical nature; there are oxidative, adsorptive, and co-ordination complex inhibitors, as well as polymeric inhibitors [11,22,24–26].

Oxidative corrosion inhibitors have protective properties against many structural metals in a wide pH range and can be used for their protection both in aqueous environments and when operating metals in aggressive atmospheric conditions. The efficient oxidative type inhibitors include salts of chromic acid; however, from an environmental point of view, they are highly toxic, so they had to be replaced by less dangerous ones. For example, molybdates and tungstates have a similar chemical structure to chromates but are not as efficient. In addition, their use is limited by their high cost [27–37]. An alternative to oxidative inhibitors is adsorptive inhibitors.

The protective effect of adsorption type inhibitors is based on the formation of protective layers firmly bonded to the metal surface, isolating the metal surface from the corrosive environment. This effect is due to the state of the metal surface and the charge of the adsorbing particles, as well as their ability to form chemical bonds with the metal or the products of its interaction with the components of the corrosive environment [24–26]. As a rule, cation-active inhibitors decelerate active anodic dissolution, i.e., they are effective in the region of potentials lower than the critical passivation potential, or they inhibit cathodic reactions. Anion-active corrosion inhibitors are more effective in preventing local (pitting) corrosion. Complex-forming corrosion inhibitors are very difficult to distinguish from adsorption-type inhibitors as they may not form thick films of complex compounds. Two main groups can be distinguished among the complex-forming inhibitors. The first group includes heterocyclic compounds capable of forming insoluble complexes in aqueous solutions; the second group consists of complexons and metal complexonates. In the first group, the widely used azoles (imidazoles, triazoles, thiazoles) which form on the protected metal surface thin insoluble films of complex compounds with cations of these metals stand out for their effectiveness. The best-known representatives of this class of inhibitors are primarily 1,2,3-benzotriazole (BTA) and its derivatives [38–43]. Recent studies show that BTA is widely used not only as a corrosion inhibitor for copper, but also for mild steel and even zinc [38,44–49]. In the second group, phosphorus-containing complexones, such as 1-hydroxyethane-1, 1-diphosphonic acid, nitrilotrimethylene phosphonic acid, and ethylenediamine-N,N,N',N'-tetramethylene phosphonic acid, take the leading place [50–55].

Among polymeric inhibitors for neutral media, polyphosphates are the best known [56–58]. They are non-toxic, inexpensive, and can inhibit corrosion of steel at low concentrations. Their main disadvantages include the possibility of intensification of corrosion at high concentrations due to the formation of soluble complexes with cations of the protected metal. As early as in the 1970s, in addition to polyphosphates, water-soluble polymers containing COOH^- and OH^- groups (mainly based on acrylic and maleic acids derivatives), characterized by high hydrolytic stability, started to be used for protection of water systems against scaling [24]. Polymers containing acidic groups are more often used as inhibitors of scaling [59], and cationic polymers for corrosion protection of metals [60]. Another group of corrosion inhibitors of this class is not the polymers themselves, but hydrophilic monomers capable of polymerizing upon adsorption on metal surfaces [59]. A consequence of such polymerization can be a decrease in the solubility of the adsorption layer, an increase in the protective effect, and irreversibility of adsorption.

Even though today a large number of corrosion inhibitors for the majority of structural metals have been effectively tested, there is still a need to expand the range of inhibitors and their compositions with higher protective properties and lower cost. In this vain, researchers aimed to find new corrosion inhibitors or inhibited formulations which do not lose their topicality.

2.2. Organosilicon Compounds. Organosilanes

Organosilicon compounds are a class of chemical compounds that contain a bond $\equiv\text{Si}-\text{C}\equiv$ in their molecules. The main difference of organosilicon compounds from others is largely due to the low bond strength of bond $\equiv\text{Si}-\text{Si}\equiv$ compared to bond $\equiv\text{C}-\text{C}\equiv$, and conversely, significantly higher bond strength of bond $\equiv\text{Si}-\text{O}-\text{Si}\equiv$ than bond $\equiv\text{C}-\text{O}-\text{C}\equiv$. The values of the bond energies of silicon atoms with each other and with oxygen (213.7 и 444.1 kJ/mol, respectively) compared to those of the bond energies of carbon atoms with each other and with oxygen (347.7 и 358.2 kJ/mol, respectively) confirms this statement. Typically, organosilicon compounds are divided into the following groups: organohalogenosilanes, organosilanes, organosiloxanes, and heterocyclic compounds [61–64]. Let us consider in more detail the class of organosilanes.

Organosilanes are environmentally friendly substances that are not found in nature; they are mainly synthesized from silicon dioxide [65]. The general formula of organosilanes is shown in Figure 1 [62,65,66].

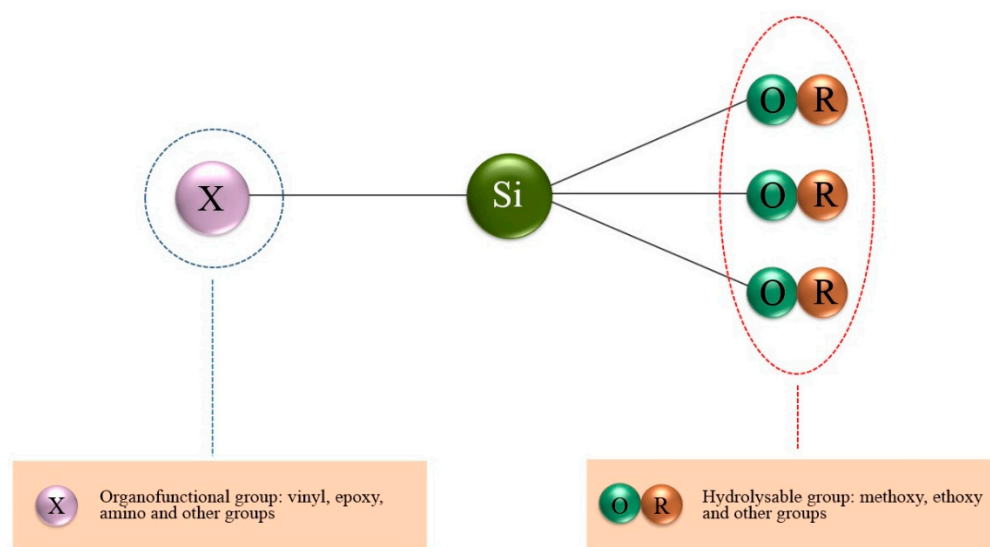


Figure 1. The general formula of organosilanes.

Organosilanes are more prone to condensation reactions, resulting in polysiloxane structure formations that differ markedly in thermal stability from their carbon counterparts [65,66]. Such compounds contain thermally stable siloxane bonds where elements with positive and negative polarization alternate. The presence of a polar substituent in the hydrocarbon radical bonded to a silicon atom leads to an increase in polarity of the polymer molecule and, as a result, an increase in adhesion, mechanical strength, and other properties. In this regard, organosilanes are widely used in the paint industry as adhesion promoters or crosslinking agents that form strong bonds with the overlying layers of coatings and as surface hydrophobisers [65–72]. Thus, the addition of a small amount of organosilanes in the form of 0.1 ÷ 0.5% aqueous solutions improves the adhesion of the polymer matrix to glass fiber [62,73]. The hydrophobicity of the surface after treatment with organosilanes depends on the orientation effect in the organosiloxane layer formed on the surface. The best results are achieved when the siloxane bond is oriented toward the surface and the hydrocarbon radical is oriented from the surface into the external environment [62,74,75].

According to their chemical structure, organosilanes can be divided into two groups: monosilanes (single Si atom) and bis-silanes (two Si atoms). Monosilanes are used as organosilane crosslinking agents, while bis-silanes are used to form crosslinks in silane crosslinking agents [76–78]. In the presence of water, in general, the following transformations occur with organosilanes as shown in Figure 2 [62,65,66,74,79,80].

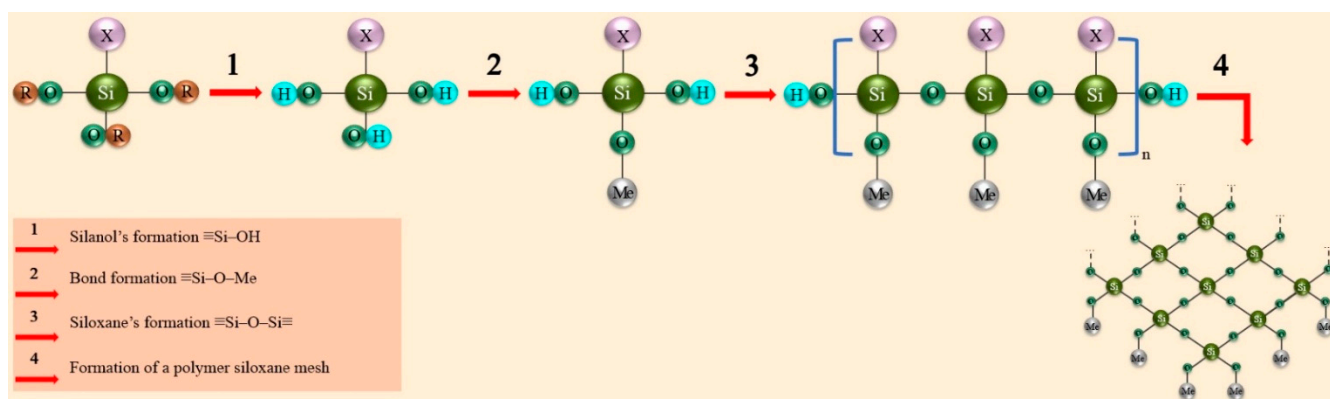


Figure 2. The reactions that result in the formation of a polymer siloxane film on a metal surface.

In the first stage, hydrolysis of organosilanes to form silanol occurs in aqueous solution. If a metal sample is placed in an aqueous organosilane solution, the silanol molecules will diffuse to the metal's oxide-hydroxide surface (stage 2), displacing the adsorbed water molecules from the surface and starting to interact with the hydroxyl groups of the metal surface. As a result of this interaction, hydrogen bonds are formed and enter a condensation reaction with the formation of $\equiv\text{Si-O-Me}$ bonds on the metal surface layer. In parallel with stages 1 and 2, the adsorbed silanol molecules enter a polycondensation reaction, forming $\equiv\text{Si-O-Si}\equiv$ bridging siloxane bonds resistant to hydrolysis (stage 3). In the last stage, under the influence of temperature, water evaporation and “solidification/cross-linking” of the siloxane structures take place, forming a polymeric siloxane film on the metal surface.

The hydrolysis reaction of organosilanes proceeds spontaneously, without catalysts, but the presence of acids or bases accelerates their hydrolysis [73,79]. It was shown in [80] that the rate of hydrolysis slows down at neutral pH ($6.7 \div 7.0$), and at pH ($2.0 \div 4.0$) the rate of hydrolysis increases by 1000 times. The completeness of hydrolysis is affected by the size of the hydroxyl group in the organosilane molecule; the smaller it is, the higher the rate of hydrolysis. For example, the hydrolysis rate of methoxysilane is 6–10 times higher than that of ethoxysilane [73,80]. In addition, as was shown in [81,82], besides the addition of acids, the hydrolysis reaction rate can be increased if the water–organosilane solution is subjected to ultrasound treatment. Thus, by adjusting the pH of the solution, the rate of hydrolysis, the formation of siloxane bonds to the metal surface, and the polymerization and orientation of the organosilane molecules can be controlled [70,73].

There are several ways to apply organosilanes on different substrates:

- By dissolving of organosilane in a solvent mixture of ethanol and water at pH 4.0 to 5.0 (the sample is immersed in the solution and then removed for drying) [77,79–82];
- Vapor phase deposition (in a closed chamber, a tank with organosilane is heated at reduced pressure, forming its vapor, which condenses on a metal surface) [83];
- Spin-on deposition (organosilane solution is deposited on a low-speed rotating substrate, followed by washing) [83];
- Spray application from aqueous or alcoholic solutions followed by air drying [83].

Some papers [84,85] reported that organosilanes such as 3-aminopropyltriethoxysilane, 3-glycidoxypropyltrimethoxysilane, ureidopropyltriethoxysilane, vinyltrimethoxysilane, and functional silanes with the addition of crosslinking silanes such as bis [trimethoxysilylpropyl] amine are quite resistant to corrosive environments. Although organosilanes inhibit corrosive processes on metals, their protective effect is much lower compared to corrosion inhibitors [86,87].

2.3. Inhibited Formulations (INFOR) Consisting of Organosilane Molecules and Corrosion Inhibitors

As noted earlier, organosilane films are not always able to protect metals from corrosion damage. The closest analogues of such films are anticorrosive chromate coatings [88,89]; however, their use is limited due to their toxicity. The main disadvantage of siloxane films before chromate coatings is the lack of the so-called “self-healing” ability of siloxanes. Chromate in an aqueous medium is able to diffuse to the damaged area and incorporate into the film, providing recovery of the damaged areas. Numerous studies have been aimed at eliminating this disadvantage of organosilanes by introducing chromium-free corrosion inhibitors into the siloxane film, which contribute to the “healing” of film defects [89].

The use of aqueous solutions of organosilanes with corrosion inhibitors is of interest. Treatment of metal samples in such compositions can lead to a high protective anti-corrosion effect. Films that are formed on metal from INFOR solutions are promising and environmentally safe. Since the compounds used are consumed in small concentrations, the size of the protected product is not changed and the problem associated with its de-conservation is removed [14,15]. Previous studies have shown that INFOR can be used to protect metals in various aggressive environments: in solutions, in atmospheric conditions, etc. Thus, in [90] it was shown that in an aqueous chloride-containing solution, when using the inhibitor composition consisting of organosilane molecules (vinyltrimethoxysilane or diaminsilane) and corrosion inhibitor (1,2,3-benzotriazole), siloxanoazole fragments are formed on the metal surface which provide additional cross-linking of surface adsorbed molecules, thereby increasing the degree of polymerization and, consequently, the density of the surface layers. Moreover, similar inhibitor compositions can be used to form films on metal surfaces to protect metal in various corrosive atmospheres [14,15,90,91]. In this case, the use of carboxylic or phosphonic acids leads to an additional interaction with siloxane groups, which contributes to the formation of a thicker film, and therefore provides improved corrosion resistance [91]. Summarized information from this section is presented in Table 1.

Table 1. Summary of protection of metals by organic compounds.

Criteria	Corrosion Inhibitors	Organosilanes	INFOR
Type of protective action	Oxidative [11,22,27–37] Adsorptive [24–26,30–37] Complex forming [38–49] Polymeric [56–60]	Film forming (isolating) [79–87]	Isolating [88–91]
Healing effect	High for chromates [24,25,88,89]	Moderate [61–67]	High [14,15,90,91]
Application form	Volatile [4,5,11–13] Contact [6,16–38,40,41,48,49] Chamber [7,9,10,39,42] Inhibited papers, sleeves [8]	Ethanol-water solution, applied by immersion [77,79–82], vapor phase, spin-on, spray [83]	Water solution with organosilane and contact inhibitor [14,15,90,91]

3. Methods of Forming Protective Films and Coatings on Metal Surfaces from INFOR Aqueous Solutions

The conventional technique of coating and film deposition is the method of dipping the sample into a solution containing inhibitor composition [11,12,92]. However, this method has disadvantages, the most important one being that the protective properties of the film or coating vary with the exposure time of the sample in the solution (Figure 3) [91].

Figure 2 shows that if the conventional method of a polymer film formation on the metal surface is used, its performance properties (continuity, uniformity, adhesion, and protective properties, etc.) are determined by the duration of exposure of the sample in the INFOR modifying solution. Thus, to form a quality film on the surface of steel and copper, it is necessary to spend at least 9 h [91]. Therefore, it is obviously necessary to optimize the process of obtaining a quality protective film on a metal sample. In this case, electrodeposition can be an alternative method of film formation.

Inhibited formulations (INFOR)

VS+BTA+HEDP

Steel 3

Copper

1 h of surface pretreatment + 8 h exposure in INCOM
+ 1 h of drying at T=120 °C

8 h exposure in INCOM
+ 1 h of drying at T=120 °C





Figure 3. SEM images of cross-sections of polymer films on steel 3 and copper.

3.1. Electrophoretic Deposition (EPD): History of the Method, Its Essence, Advantages, Production Process, and EPD Varieties

The principle of moving particles of matter under the influence of electricity was discovered in 1809 by professors P. I. Strakhov and F. F. Reiss of Moscow University. It was called electrophoresis [93–95]. Gradually the study of this phenomenon gained momentum; already in 1917, the first patent for the use of electrophoretic painting was received by General Electric. Beginning in the 1920s, the process began to be used to apply latex rubber [96]. In the 1930s, some of the first patents were obtained describing basic neutralized water-dispersible resins specifically designed for EPD coatings on metals. In the late 1950s, the Ford Motor Company engineering team actively began to develop a methodology for the EPD coating process for cars. The first commercial anodic coating system for automobiles went live in 1963. The first patent for the cathodic product was issued in 1965, and already in 1975, the created technology resulted in the rapid application of cathodic EPD in the automotive industry [95]. In the USSR, this method became popular in the 1980s and found its application in many plants of the automotive, aviation, and machine-building industries [97,98]. Today, the electrophoretic deposition technology accounts for about 70% of the coating of various products. A major part of EPD use is in the automotive industry. It is probably one of the effective methods that can significantly increase the service life of metal structures and products [99,100].

The term EPD includes a wide range of industrial operations: cathodic and anodic electrodeposition as well as electrophoretic coating or electrophoretic painting. During EPD, colloidal particles suspended in a liquid medium migrate under the action of an electric field (electrophoresis) and are deposited on the surface of an oppositely charged electrode [101]. All colloidal particles that can be used to form stable suspensions and that can carry a charge are useful for electrophoretic deposition. Such materials include

metals, polymers, pigments, dyes, and ceramics. There are two modes of EPD, namely constant voltage and constant current. The first mode forms thinner coatings than the second one [102–106].

EPD processing has several advantages [99,101,107–109]:

- The coatings/films applied to the product are continuous and uniform in thickness;
- Films/coatings can be formed on products with complex geometry;
- EPD-formed coatings/films have better corrosion and mechanical properties, which ensure a longer service life of the treated product;
- Less time is spent per unit compared to immersion/aging samples in modifying solutions;
- The technology is applicable to a wide class of materials (metals, ceramics, polymers, etc.);
- The process is automated as a rule and does not require large amounts of human resources and special requirements to the operating personnel, which significantly reduces the cost of the films/coatings produced by EPD technology;
- Generally, an aqueous solvent is used, reducing the risk of fire in comparison to the solvent-based films/coatings they replace;
- Modern electrophoretic materials (varnishes, paints, and other products) are largely more environmentally friendly than materials of other film/coating technologies.

Despite the obvious advantages of EPD, this method has a variety of disadvantages:

- Limited choice of solution compositions because of electrical conductivity and solubility of the components used;
- This method allows the application of only a single-layer film/coating;
- It is necessary to use expensive equipment, e.g., high-power current sources and drying cabinets of large volume, which leads to an increase in industrial area.

In general terms, the EPD production process can be schematically represented as shown in Figure 4, [109–112].

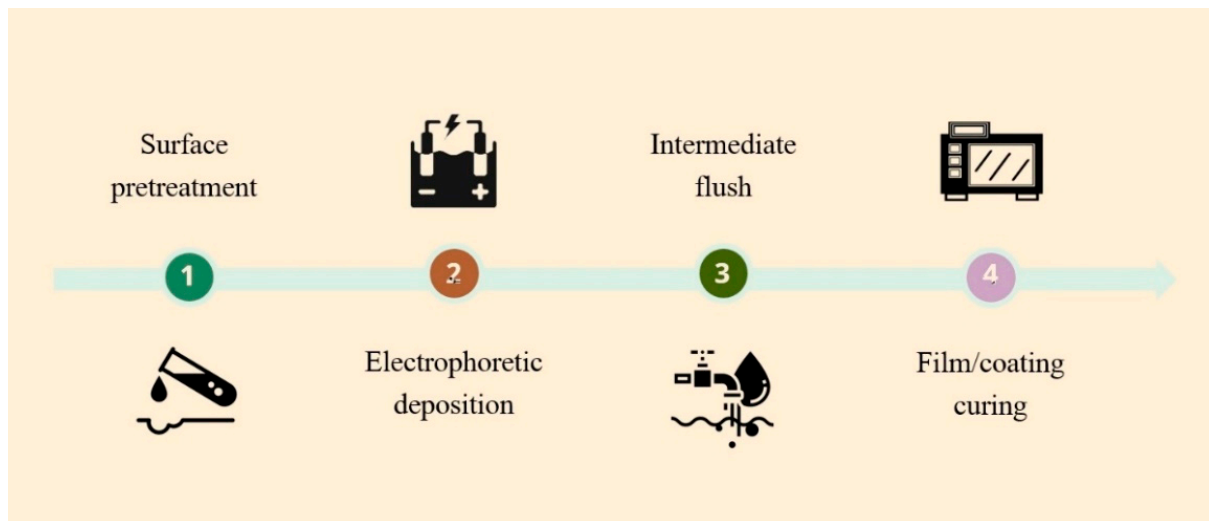


Figure 4. The production process of electrophoretic deposition.

The first step is surface preparation. This is usually a process of machining, cleaning/degreasing the metal, and applying pretreatments such as oxidizing or phosphating [109,110]. In the second step, the EPD process begins. The sample is immersed in an electrolyte bath/cell and an electric current is applied through the EPD bath using electrodes. Typically, when electrophoretic films/coatings are deposited, the voltage ranges from 25 to 400 V DC. After deposition, the sample is washed in water to remove the excess undeposited film/coating (step 3). An ultrafilter may be used during the washing process, on which excess deposition material accumulates and then can be returned to the deposition bath; this ensures high material

efficiency and reduces the amount of wasting. In the last step, the sample is subjected to a heat treatment, which allows the polymer film or coating to cure. As a result of the thermal treatment, the film, which was porous due to the gas released during the EPD process, spreads out, acquiring a smooth, uniform, and defectless structure [111,112].

In addition, as previously mentioned, EPD is either cathodic or anodic (Figure 5), [99,106,113].

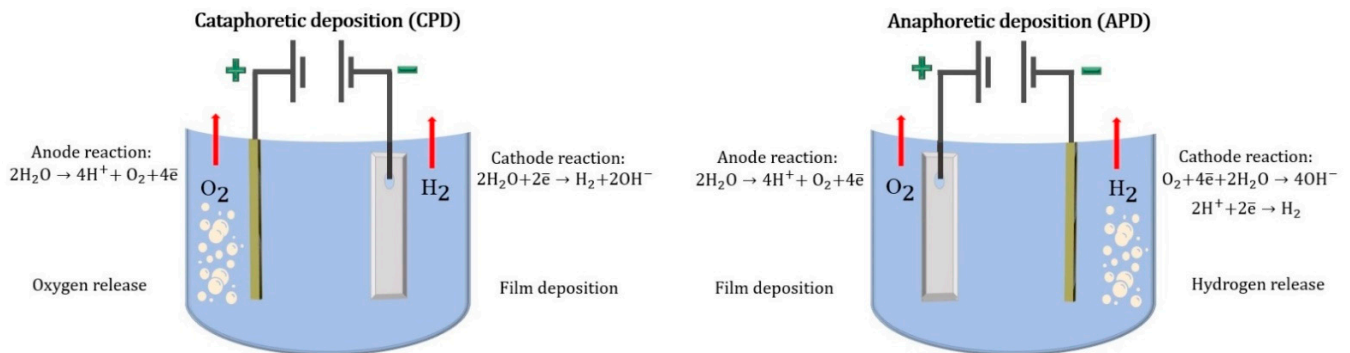


Figure 5. The processes taking place during cataphoretic and anaphoretic deposition.

Figure 4 shows that the CPD and APD processes are similar. The difference lies in the polarity of the charge on the surface of the processed product (cathode or anode): in CPD, the surface has a negative electrical charge, and the counter electrodes have a positive charge; in APD, the sample surface is charged with a positive electrical charge, and the counter electrodes have a negative charge [109,113]. In APD, the deposited material contains acidic salts that play the role of charge-carrying groups. These negatively charged anions react with positively charged hydrogen ions (protons), which are formed at the anode as a result of water electrolysis with the conversion of the original acid. A fully protonated acid carries no charge. It is less soluble in water and can precipitate out of the water onto the anode. During CPD, the precipitated material contains basics as charge-carrying groups. If the basic salt was formed by the protonating of the base, such a base will react with the hydroxyl ions produced by the electrolysis of the water to form a neutrally charged base and water. Both types of processes have their advantages and disadvantages. Let us consider the main positives for each method [99,108,109,111,114,115]. The key features of these processes are presented in Table 2.

Table 2. The key features of the APD and CPD processes.

Method	Feature
CPD	The films/coatings produced by this method have higher protective properties. However, this effect may be due to the cross-linking chemistry of the raw material (polymer) used rather than to the electrode on which the film/coating is deposited; The product can be designed with less current density due to the higher throw power of the medium; The oxidation process takes place at the anode, so staining and other problems that could result from the oxidation of the metal substrate are eliminated.
APD	Compared to CPD, APD is less expensive; Less sensitivity to changes in substrate quality; The substrate is not exposed to strong alkaline attack which can dissolve phosphate, oxide, and other coatings used as substrate pretreatment; The anodic process avoids hydrogen embrittlement, which can occur during the cathodic process, due to hydrogen ion discharge.

Thus, when choosing one or another method of electrodeposition, one should consider the nature of the substrate, its pretreatment, the pH of the electrolyte used, as well as the cost of film/coating formation by the chosen method. Consideration of the above factors

will greatly facilitate the task of choosing the electrodeposition method for the formation of a high-quality film/coating on the substrate.

3.2. Formation of Protective Inhibited Polymer Films on Metals using EPD from INFOR Aqueous Solutions

A review of the current scientific progress on the subject showed that the electrodeposition method, in suspensions containing organosilane, is used either for coatings already pretreated with organosilane or for sol-gel coatings on metal (Figure 6) [116–123].

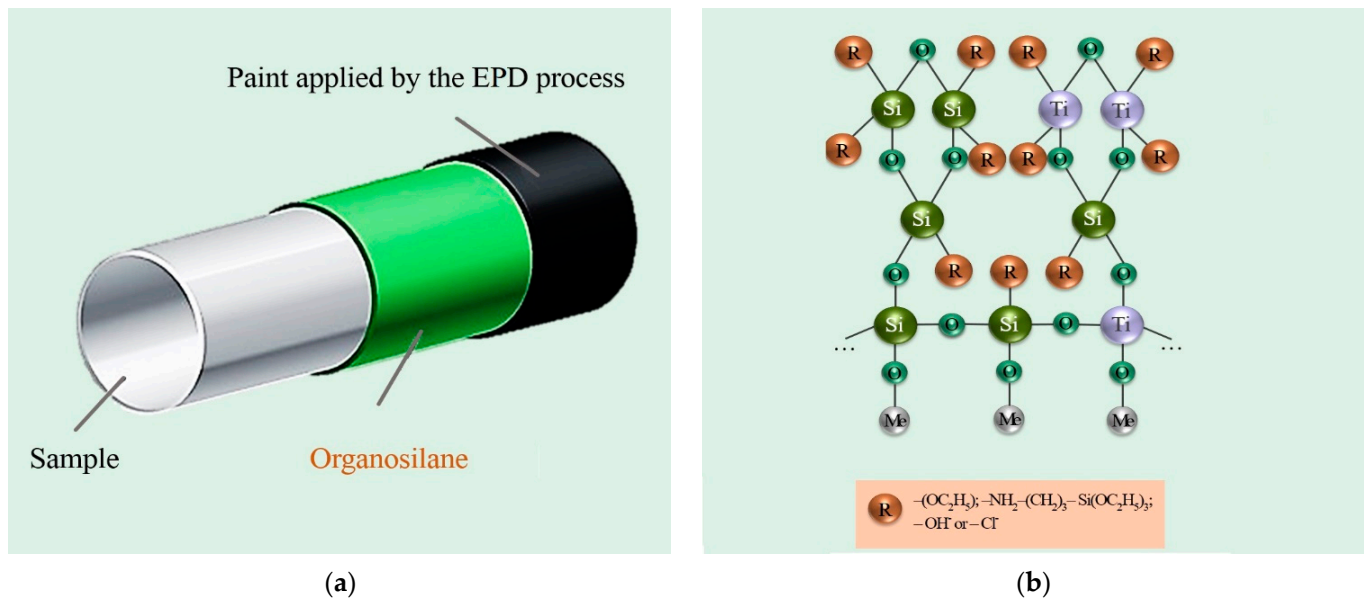


Figure 6. Examples of the use of organosilanes in EPD: (a) preliminary silanization of the metal sample surface; (b) application of organosilanes in colloidal sol-gels.

In the case of pre-silanization, the organosilane is used as an intermediate layer between the metal substrate and the main coating to improve the adhesion properties of the main coating (Figure 6a) [116–119]. In the case of sol-gels, solutions usually contain one or more organometallic compounds such as zirconium, aluminum, or titanium compounds, one or more organosilanes, and acids, bases, glycols, etc., are used as catalysts (Figure 6b). (Figure 6b) [120–123]. The addition of organosilanes leads to the formation of denser particles and the sols themselves become more viscous, which, as a result of further electrodeposition, results in virtually defect-free coatings [123,124].

As a result, we can conclude that the very idea of using the EPD method to form polymer inhibited films on metals from aqueous INFOR solutions is brand new. The originality of this proposal lies in the electrolyte used and the film formation method. The electrolyte is an aqueous suspension containing organosilane and corrosion inhibitors in which the main film-forming component is organosilane due to its ability to polycondense. EPD is used to accelerate the deposition of the film on the sample, as well as to orient the siloxane bonds to the metal surface. Since the proposed technology is a “new trend” for such INFORs, there are few works in this area. For example, work [125] reports that using CPD on the surface of tungsten from an aqueous INFOR solution was able to form a polymer film on the surface of tungsten. The paper proposes INFOR composition with acceptable concentrations of the substances used and suggests optimal modes of formation of a quality inhibited polymer film on the surface of tungsten. For example, increasing the duration of cataphoresis contributes to increasing the number of deposited siloxane groups, which complicates the process of further polycondensation (Figure 7) [125].

The figure shows if that the duration of CPD less than 5 min, it leads to the formation of an “island film” on the sample. Thus, it has been experimentally established that, for the

formation of a continuous film from aqueous INFOR solutions on the surface of tungsten, the optimal CPD time is 5 min. During this time, the necessary number of siloxane groups is chemisorbed for further formation of a solid film.

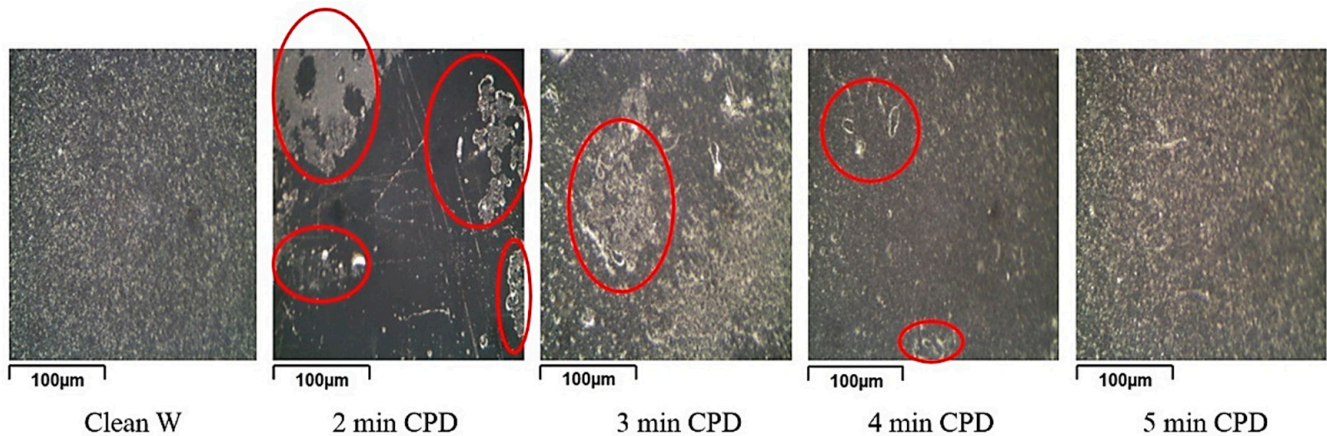


Figure 7. Appearance of tungsten samples subjected to CPD in INFOR aqueous solution depending on the duration of CPD. Uncovered areas of the sample are marked with the red circle.

3.3. The Main Similar Methods of Forming Protective Inhibited Polymer Films on Metals from Aqueous Solutions of INFOR

The proposed EPD technology for the formation of polymer films on metals from aqueous solutions of INFOR can find application in the following areas:

- Corrosion protection of metals (preservation of metal products, protection of metals from atmospheric corrosion, etc.) [11,13,126];
- Metal surface pretreatment with a primer for its subsequent painting with paint and varnish materials [127,128];
- Decorative films [129,130].

Based on the field of application, and the proposed method of polymer films application, it is possible to distinguish the following range of products that can compete with the discussed technology. First of all, these are cataphoresis varnishes, inhibited polymer films/sleeves, as well as water-borne organosoluble paint coatings. The EPD method has several advantages over the listed counterparts; further, we will analyze its positive aspects.

3.3.1. Cataphoresis Varnishes

As a rule, such formulations have a complex, multicomponent, and expensive chemical composition. Usually, the films produced from such suspensions are colorless. However, if there is a need to obtain a color film, then after the application of the polymer film to the substrate, the sample must be further dyed in the pigment toner, which, in turn, leads to an increase in the cost of the product. After the polymer film/coating is applied to the sample, it must be heat cured at $T = 120 \div 180$ °C for 20 ÷ 40 min [103,104,129,131–135]. Compared to cataphoresis lacquers, the technology of applying inhibited films of aqueous solutions of INFOR using EPD has the following advantages:

- The use of INFOR will lead to a simplification of the electrolyte composition;
- Speeding up the drying process of metal products by 25% since, according to preliminary experimental data, it takes about 10 ÷ 15 min for the thermal curing of films;
- The cost of an aqueous suspension is significantly lower.

3.3.2. Inhibited Polymer Films/Sleeves

Usually, such films contain a volatile corrosion inhibitor (VCI). The principle of their action is as follows: the product is covered with a film which releases inhibitor vapors, filling all the space inside the package and creating a protective gas environment around the

parts or structures. On the metal surface, the VCIs condense and form a monomolecular film that prevents corrosion. Since these compounds are in a gaseous state, they easily penetrate any crevices and cavities, providing protection in the most difficult-to-reach places. This is a major advantage when using inhibited materials containing volatile compounds. Protective action is carried out at a distance of up to 70 cm from the film [8,136–139].

The main disadvantages of such protection: an auxiliary barrier is required to prevent VCI from escaping from the volume of the protective sleeve/film, and the protected product must be hermetically sealed. This additionally requires the use of special adhesive tape or heat welding [8,139]. Such aspects also increase the cost of the offered products. Compared to inhibited polymer films/sleeves, the films made from INFOR solutions by the EPD method have the following advantages:

- The proposed technology does not require additional packaging material;
- Economical consumption of the protective material;
- Reduction of production labor costs by 2 times.

3.3.3. Water-Borne, Organosoluble Paint Coatings

They are easily available and relatively cheap paintwork materials (paints). Depending on the condition of the polymer binder, waterborne paints are subdivided into water-dispersible and water-soluble. Water-dispersible paintwork materials are suspensions of pigments and fillers in aqueous dispersions of film-forming substances of the synthetic polymers type with the addition of emulsifiers, dispersants, and other auxiliaries. Water-soluble paints, according to the type of film-forming substance, are subdivided into copolymer vinyl acetate (the basis is an aqueous dispersion of vinyl acetate copolymers with dibutyl maleate or ethylene); polyvinyl acetate (the basis is a polyvinyl acetate dispersion); butadiene styrene (the basis is latex, which is a copolymer of butadiene with styrene); polyacrylic (the basis is an acrylic dispersion copolymer), etc. [140–144].

Organic solvent paints are paints based organic solvents which evaporate in the drying process. Such paints are divided into two groups: oil and alkyd paints. For oil paints, the binder is oil which dries in the oxidation process. They are linseed oil, linseed oil varnish, oil-saturated alkyd resin, or a mixture of different oils. They are characterized by a fairly long drying process. Alkyd resin is the binder of alkyd materials. As a rule, it is received by boiling vegetable oils, linseed, tall oil, soya oil, etc., together with alcohol and organic acids or acid anhydrides. Like oils, alkyd resins dry out as a result of oxidation [145–150].

The main disadvantage of the considered paint-and-lacquer coatings is that they rather quickly sorb moisture, which results in the peeling of the coating from the metal. In addition, some representatives of these materials can be fire-hazardous and toxic [151–153].

In comparison with water-soluble and organosoluble paint coatings, the offered method of the formation of polymer films from INFOR solutions possesses the following positive features:

- INFOR components are safe;
- The polymer inhibited films have a more solid structure that should lead to an increase in the adhesive strength of the film/coating to the metal;
- No long preparation of the surface is required;
- Formed films can be used as a primer for the following painting of the product.

Summarized information on the comparison of the described methods is presented in Table 3.

Table 3. Comparison of the key features of the protective film formation methods.

Method/Technique	Conveniences	Limitations
Organosilanes films by dipping in INFOR	No complex equipment is required Environmentally safe [14,15,90,91,125]	Metal surface needs to be pre-treated Long process of coating formation
Organosilanes films by EPD of INFOR	Accelerated coating formation process Complex shapes can be coated Environmentally safe [125–130]	Requires more expensive equipment
Cataphoresis varnishes	Uniform coating Complex shapes can be coated Relatively high wear resistance [103,104,131–135]	Complex solution composition Requires more expensive Equipment
Inhibited sleeves/films	Easy to apply Relatively cheap [8,136–139]	Need to be sealed due to a danger of inhibitor volatilization
Paint coatings	Proven process of coating formation Relatively cheap [140–153]	Sorb moisture, toxic Relatively high consumption of paint material

4. Conclusions

Thus, we can conclude that, for obtaining polymer films/coatings on substrates of different materials, the EPD method is an alternative to traditional methods. This method has several advantages: it optimizes the process of obtaining polymer films/coatings; it is possible to coat samples of different geometric shapes; the formed films/coatings have better performance properties; the risk of ignition of used materials is reduced; environmentally safe substances are used as raw materials. The EPD option is chosen based on the following factors: the nature of the substrate; the method of its pretreatment; the pH of the electrolyte used; and the cost of forming the film/coating by the chosen method. The use of electrophoretic deposition technology is a relatively new and promising method of forming corrosion-resistant polymer films on metal samples from aqueous solutions of inhibitor compositions consisting of molecules of organosilanes and corrosion inhibitors. Cataphoresis varnishes should be considered as direct analogues of this method; however, unlike polymeric inhibited films formed from aqueous INFOR solutions, cataphoresis varnishes do not always have satisfactory adhesion strength and good protective capacity.

Author Contributions: Conceptualization, N.A.S.; investigation, N.A.S.; writing—original draft preparation, N.A.S. and V.V.D.; writing—review and editing, N.A.S. and V.V.D.; funding acquisition, V.V.D. All authors have read and agreed to the published version of the manuscript.

Funding: This research was funded by the Ministry of Science and Higher Education of the Russian Federation (122011300078-1).

Institutional Review Board Statement: Not applicable.

Informed Consent Statement: Not applicable.

Data Availability Statement: Not applicable.

Acknowledgments: The authors would like to thank the Centre for Collective Use of Scientific Equipment of the Frumkin Institute of Physical chemistry and Electrochemistry at the Russian academy of Sciences (IPCE RAS, Russia) for some of the measurements taken using the Centre equipment.

Conflicts of Interest: The authors declare no conflict of interest.

References

1. GOST 5272–68; Corrosion of Metals. Terms. In Term 8. Application: Zh; IPK Publishing Standards: Moscow, Russia, 1999; p. 15.
2. GOST 9.014–75; Unified System of Corrosion and Ageing Protection. Temporary Corrosion Protection of Products. General Requirements. IPK Publishing Standards: Moscow, Russia, 2005; p. 43.
3. GOST 9.054–75; Unified System of Corrosion and Ageing Protection. Anticorrosive Oils, Greases and Inhibited Film-Forming Petroleum Compounds. Accelerated Test Methods of Protective Property. IPK Publishing Standards: Moscow, Russia, 2006; p. 11.
4. ISO 8044:2020; Corrosion of Metals and Alloys—Vocabulary. ISO copyright office: Geneva, Switzerland, 2020; p. 29.
5. Goncharova, O.A.; Luchkin, A.Y.; Kuznetsov, Y.I.; Andreev, N.N. Vapor-Phase Protection of Zinc from Atmospheric Corrosion by Low-Volatile Corrosion Inhibitors. *Prot. Met. Phys. Chem. Surf.* **2019**, *55*, 1299–1303. [\[CrossRef\]](#)
6. Askari, M.; Aliofkhaezai, M.; Jafari, R.; Hamghalam, P.; Hajizadeh, A. Downhole corrosion inhibitors for oil and gas production—A review. *Appl. Surf. Sci. Adv.* **2021**, *6*, 1–23. [\[CrossRef\]](#)
7. Goncharova, O.A.; Kuznetsov, D.S.; Andreev, N.N.; Kuznetsov, Y.I.; Andreeva, N.P. Chamber Inhibitors of Corrosion of AMg6 Aluminum Alloy. *Prot. Met. Phys. Chem. Surf.* **2020**, *56*, 1293–1298. [\[CrossRef\]](#)
8. Andreev, N.N.; Goncharova, O.A.; Vesely, S.S. Volatile inhibitors of atmospheric corrosion. IV. Evolution of vapor-phase protection in the light of patent literature. *Int. J. Corros. Scale Inhib.* **2013**, *2*, 162–193. [\[CrossRef\]](#)
9. Luchkin, Y.I.; Goncharova, O.A.; Andreev, N.N. Mixture inhibitors. Mutual influence of components. *Korros. Mater. Zashchita.* **2021**, 27–32. [\[CrossRef\]](#)
10. Goncharova, O.A.; Luchkin, Y.I.; Kuznetsov, Y.I.; Andreev, N.N.; Andreeva, N.P.; Vesely, S.S. Octadecylamine, 1,2,3-benzotriazole and a mixture thereof as chamber inhibitors of steel corrosion. *Int. J. Corros. Scale Inhib.* **2018**, *7*, 203–212. [\[CrossRef\]](#)
11. Kuznetsov, Y.I. *Organic Inhibitors of Corrosion of Metals*; Springer Science + Business Media: Boston, MA, USA, 1996; p. 283.
12. Kuznetsov, Y.I. Organic corrosion inhibitors: Where are we now? A review. Part IV. Passivation and the role of mono- and diphosphonates. *Int. J. Corros. Scale Inhib.* **2017**, *6*, 384–427. [\[CrossRef\]](#)
13. Kuznetsov, Y.I.; Andreev, N.N.; Marshakov, A.I. Physicochemical Aspects of Metal Corrosion Inhibition. *Russ. J. Phys. Chem. A.* **2020**, *94*, 505–515. [\[CrossRef\]](#)
14. Makarychev, Y.; Gladkikh, N.; Arkhipushkin, I.; Kuznetsov, Y. Corrosion Inhibition of Low-Carbon Steel by Hydrophobic Organosilicon Dispersions. *Metals* **2021**, *11*, 1269. [\[CrossRef\]](#)
15. Gladkikh, N.; Makarychev, Y.; Petrunin, M.; Maleeva, M.; Maksiyeva, L.; Marshakov, A. Synergistic effect of silanes and azole for enhanced corrosion protection of carbon steel by polymeric coatings. *Prog. Org. Coat.* **2020**, *138*, 105386. [\[CrossRef\]](#)
16. Kuznetsov, Y.I.; Red'kina, G.V. Thin Protective Coatings on Metals Formed by Organic Corrosion Inhibitors in Neutral Media. *Coatings* **2022**, *12*, 149. [\[CrossRef\]](#)
17. Abd El Wanees, S.; Bahgat Radwan, A.; Alsharif, M.A.; Abd El Haleem, S.M. Initiation and inhibition of pitting corrosion on reinforcing steel under natural corrosion conditions. *Mater. Chem. Phys.* **2017**, *190*, 79–95. [\[CrossRef\]](#)
18. Redkina, G.V.; Kuznetsov, Y.I.; Andreeva, N.P.; Arkhipushkin, I.A.; Kazansky, L.P. Features of zinc passivation by sodiumdodecylphosphonate in a neutral aqueous solution. *Corros. Sci.* **2020**, *168*, 108554. [\[CrossRef\]](#)
19. Franco, J.P.; Ribeiro, J. 1-Hydroxyethylidene-1,1-diphosphonic Acid (HEDP) as a Corrosion Inhibitor of AISI 304 Stainless Steel in a Medium Containing Chloride and Sulfide Ions in the Presence of Different Metallic Cations. *Adv. Chem. Eng. Sci.* **2020**, *10*, 225–257. [\[CrossRef\]](#)
20. *Corrosion Inhibitors: Principles, Mechanisms and Applications*; Hart, E. (Ed.) Nova Science Publishers Incorporated: Hauppauge, NY, USA, 2016; p. 173.
21. Aramaki, K. Effects of organic inhibitors on corrosion of zinc in an aerated 0.5 M NaCl solution. *Corros. Sci.* **2001**, *43*, 1985–2000. [\[CrossRef\]](#)
22. Kozlova, L.S.; Sibileva, S.V.; Chesnokov, D.V.; Kutyrev, A.E. Corrosion inhibitors (review). *Aviatsionnyye Mater. I Tekhnologii* **2015**, *35*, 67–75. [\[CrossRef\]](#)
23. Asmara, Y.P.; Kurniawan, T. Corrosion Prediction for Corrosion Rate of Carbon Steel in Oil and Gas Environment: A Review. *Indones. J. Sci. Technol.* **2018**, *3*, 64–74. [\[CrossRef\]](#)
24. Kuznetsov, Y.I. Physicochemical aspects of metal corrosion inhibition in aqueous solutions. *Russ. Chem. Rev.* **2004**, *73*, 75–87. [\[CrossRef\]](#)
25. Kuznetsov, Y.I.; Kazansky, L.P. Physicochemical aspects by azoles as corrosion inhibitors. *Russ. Chem. Rev.* **2008**, *77*, 219–232. [\[CrossRef\]](#)
26. Kuznetsov, Y.I. Role of the complexation concept in the present views on the initiation and inhibition of metal pitting. *Prot. Met.* **2001**, *37*, 485–490.
27. Nguyen, T.D.; Nguyen, S.A.; Tran, B.A.; Vu, K.O.; Tran, D.L.; Phan, T.T.; Scharnagl, N.; Zheludkevich, M.L.; Hang, T.X.T. Molybdate intercalated hydrotalcite/graphene oxide composite as corrosion inhibitor for carbon steel. *Surf. Coat. Technol.* **2020**, *399*, 1–12. [\[CrossRef\]](#)
28. Osipenko, M.A.; Kharytonau, D.S.; Kasach, A.A.; Ryl, J.; Adamiec, J.; Kurilo, I.I. Inhibitive effect of sodium molybdate on corrosion of AZ31 magnesium alloy in chloride solutions. *Electrochim. Acta* **2022**, *410*, 140175. [\[CrossRef\]](#)
29. Coelho, L.B.; Fava, E.B.; Kooijman, A.M.; Gonzalez-Garcia, Y.; Olivier, M.-G. Molybdate as corrosion inhibitor for hot dip galvanized steel scribed to the substrate: A study based on global and localised electrochemical approaches. *Corros. Sci.* **2020**, *175*, 108893. [\[CrossRef\]](#)
30. Moutarlier, V.; Gigandet, M.P.; Pagetti, J.; Ricq, L. Molybdate/sulfuric acid anodising of 2024-aluminium alloy: Influence of inhibitor concentration on film growth and on corrosion resistance. *Surf. Coat. Technol.* **2003**, *173*, 87–95. [\[CrossRef\]](#)

31. Wang, Y.-Q.; Kong, G.; Che, C.-S.; Zhang, B. Inhibitive effect of sodium molybdate on the corrosion behavior of galvanized steel in simulated concrete pore solution. *Constr. Build. Mater.* **2018**, *162*, 383–392. [[CrossRef](#)]
32. Alentejano, C.R.; Aoki, I.V. Localized corrosion inhibition of 304 stainless steel in pure water by oxyanions tungstate and molybdate. *Electrochim. Acta* **2004**, *49*, 2779–2785. [[CrossRef](#)]
33. Anil Kumar, G.N.; Shruthi, D.L. The nature of the chemical bond in sodium tungstate based on ab initio, DFT and QTAIM topological analysis of electron density. *Mater. Today* **2021**, *44*, 3127–3132. [[CrossRef](#)]
34. Mu, G.; Li, X.; Qu, Q.; Zhou, J. Molybdate and tungstate as corrosion inhibitors for cold rolling steel in hydrochloric acid solution. *Corros. Sci.* **2006**, *48*, 445–459. [[CrossRef](#)]
35. Qu, Q.; Li, L.; Bai, W.; Jiang, S.; Ding, Z. Sodium tungstate as a corrosion inhibitor of cold rolled steel in peracetic acid solution. *Corros. Sci.* **2009**, *51*, 2423–2428. [[CrossRef](#)]
36. Tamborim Takeuchi, S.M.; Azambuja, D.S.; Saliba-Silva, A.M.; Costa, I. Corrosion protection of NdFeB magnets by phosphating with tungstate incorporation. *Surf. Coat. Technol.* **2006**, *200*, 6826–6831. [[CrossRef](#)]
37. Tsai, C.-Y.; Liu, J.-S.; Chen, P.-L.; Lin, C.-S. A roll coating tungstate passivation treatment for hot-dip galvanized sheet steel. *Surf. Coat. Technol.* **2011**, *205*, 5124–5129. [[CrossRef](#)]
38. Petrunin, M.; Maksaeva, L.; Gladkikh, N.; Makarychev, Y.; Maleeva, M.; Yurasova, T.; Nazarov, A. Thin Benzotriazole films for Inhibition of Carbon Steel Corrosion in Neutral Electrolytes. *Coatings* **2020**, *10*, 362. [[CrossRef](#)]
39. Luchkin, A.Y.; Goncharova, O.A.; Arkhipushkin, I.A.; Andreev, N.N.; Kuznetsov, Y.I. The effect of oxide and adsorption layers formed in 5-Chlorobenzotriazole vapors on the corrosion resistance of copper. *J. Taiwan Inst. Chem. Eng.* **2020**, *117*, 231–241. [[CrossRef](#)]
40. Arkhipushkin, I.A.; Agafonkina, M.O.; Kazansky, L.P.; Kuznetsov, Y.I.; Shikhaliev, K.S. Characterization of adsorption of 5-carboxy-3-amino-1,2,4-triazole towards copper corrosion prevention in neutral media. *Electrochim. Acta* **2019**, *308*, 392–399. [[CrossRef](#)]
41. Kuznetsov, Y.I.; Shikhaliev, K.S.; Agafonkina, M.O.; Andreeva, N.P.; Arkhipushkin, I.A.; Potapov, A.Y.; Kazansky, L.P. Effect of substituents in 5-R-3-amino-1,2,4-triazoles on the chemisorption on copper surface in neutral media. *Corros. Eng. Sci. Technol.* **2021**, *56*, 60–70. [[CrossRef](#)]
42. Luchkin, A.Y.; Goncharova, O.A.; Andreev, N.N.; Arkhipushkin, I.A.; Kazanskii, L.P.; Kuznetsov, Y.I. 5-Chloro-1,2,3-benzotriazole as a Chamber Corrosion Inhibitor for the MA8 Magnesium Alloy. *Prot. Met. Phys. Chem. Surf.* **2021**, *57*, 1319–1327. [[CrossRef](#)]
43. Kazansky, L.P.; Pronin, Y.E.; Arkhipushkin, I.A. XPS study of adsorption of 2-mercaptobenzothiazole on a brass surface. *Corros. Sci.* **2014**, *89*, 21–29. [[CrossRef](#)]
44. Abd El Haleem, S.M.; Abd El Wanees, S.; Bahgat, A. Environmental factors affecting the corrosion behaviour of reinforcing steel. VI. Benzotriazole and its derivatives as corrosion inhibitors of steel. *Corros. Sci.* **2014**, *87*, 321–333. [[CrossRef](#)]
45. Mennucci, M.M.; Banczek, E.P.; Rodrigues, P.R.P.; Costa, I. Evaluation of benzotriazole as corrosion inhibitor for carbon steel in simulated pore solution. *Cem. Concr. Compos.* **2009**, *31*, 418–424. [[CrossRef](#)]
46. Niu, L.; Cao, C.N.; Lin, H.C.; Song, G.L. Inhibitive effect of benzotriazole on the stress corrosion cracking of 18cr-9ni-ti stainless steel in acidic chloride solution. *Corros. Sci.* **1998**, *40*, 1109–1117. [[CrossRef](#)]
47. Onyeachu, I.B.; Solomon, M.M. Benzotriazole derivative as an effective corrosion inhibitor for low carbon steel in 1 M HCl and 1 M HCl + 3.5 wt% NaCl solutions. *J. Mol. Liq.* **2020**, *313*, 113536. [[CrossRef](#)]
48. Rodriguez, J.; Mouanga, M.; Roobroeck, A.; Cossement, D.; Mirisola, A.; Olivier, M.G. Study of the inhibition ability of benzotriazole on the Zn-Mg coated steel corrosion in chloride electrolyte. *Corros. Sci.* **2018**, *132*, 56–67. [[CrossRef](#)]
49. Wint, N.; Griffiths, C.M.; Richards, C.J.; Williams, G.; McMurray, H.N. The role of benzotriazole modified zinc phosphate in preventing corrosion-driven organic coating disbondment on galvanised steel. *Corros. Sci.* **2020**, *174*, 108839. [[CrossRef](#)]
50. Srinivasa Rao, S.; Roopas Kiran, S.; Chaitanya Kumar, K.; Diwakar, B.S. Electrochemical behaviour of interface of carbon steel/solution containing three-component formulations. *Mater. Today* **2019**, *18*, 2003–2011. [[CrossRef](#)]
51. Zhu, J.; Wang, S.; Li, H.; Qian, J.; Lv, L.; Pan, B. Degradation of phosphonates in Co(II)/peroxymonosulfate process: Performance and mechanism. *Water Res.* **2021**, *202*, 117397. [[CrossRef](#)]
52. Moschona, A.; Plesu, N.; Mezei, G.; Thomas, A.G.; Demadis, K.D. Corrosion protection of carbon steel by tetraphosphonates of systematically different molecular size. *Corros. Sci.* **2018**, *145*, 135–150. [[CrossRef](#)]
53. Labjar, N.; Lebrini, M.; Bentiss, F.; Chihib, N.-E.; Hajjaji, S.E.; Jama, C. Corrosion inhibition of carbon steel and antibacterial properties of aminotris-(methylene phosphonic) acid. *Mater. Chem. Phys.* **2010**, *119*, 330–336. [[CrossRef](#)]
54. Somov, N.V.; Chausov, F.F.; Kazantseva, I.S.; Vorob'yov, V.L.; Shumilova, M.A.; Maratkanova, A.N. Cerium(III) chelate complex with monoprotonated nitrilo-tris(methylene phosphonic) acid: Structure and chemical bonding. *J. Mol. Struct.* **2022**, *1270*, 133935. [[CrossRef](#)]
55. Srinivasa Rao, S.; Chaitanya Kumar, K.; Roopas Kiran, S.; Diwakar, B.S. Protective behaviour of two phosphonate-based inhibitor systems containing lactobionic acid in corrosion control of carbon steel. *Mater. Today* **2022**, *49*, 588–592. [[CrossRef](#)]
56. Hejjaj, C.; Ait Aghzzaf, A.; Bouali, I.; Hakkou, R.; Dahbi, M.; Fischer, C.B. Layered aluminum tri-polyphosphate as intercalation host for 6-aminohexanoic acid – Synthesis, characterization and application as corrosion protection inhibitor for low carbon steel. *Corros. Sci.* **2021**, *181*, 109239. [[CrossRef](#)]
57. Lebrini, M.; Bentiss, F.; Chihib, N.-E.; Jama, C.; Hornez, J.P.; Lagrenée, M. Polyphosphate derivatives of guanidine and urea copolymer: Inhibiting corrosion effect of Armco iron in acid solution and antibacterial activity. *Corros. Sci.* **2008**, *50*, 2914–2918. [[CrossRef](#)]
58. Naderi, R.; Attar, M.M. Electrochemical assessing corrosion inhibiting effects of zinc aluminum polyphosphate (ZAPP) as a modified zinc phosphate pigment. *Electrochim. Acta* **2008**, *53*, 5692–5696. [[CrossRef](#)]
59. Soror, T. Scale and Corrosion Prevention in Cooling Water Systems Part I: Calcium Carbonate. *Open Corros. J.* **2009**, *2*, 45–50. [[CrossRef](#)]

60. Farhat, T.; Schlenoff, J. Corrosion Control Using Polyelectrolyte Multilayers. *ESL* **2002**, *5*, B13–B15. [[CrossRef](#)]
61. Larson, G.L. Silicon- the silicon-carbon bond: Annual survey for the year 1987. *J. Organomet. Chem.* **1989**, *374*, 1–347. [[CrossRef](#)]
62. Plueddenmann, E.P. *Silane Coupling Agents*, 2nd ed.; Plenum Press: New York, NY, USA, 1991; pp. 79–152.
63. Subramanian, V.; van Ooij, W.J. Effect of the amine functional group on corrosion rate of iron coated with films of organofunctional silanes. *Corrosion* **1998**, *54*, 204–215. [[CrossRef](#)]
64. Bažant, V.; Chvalovský, V.; Rathouský, J. *Organosilicon Compounds*; Publishing House of the Czechoslovak Academy of Sciences: New York, NY, USA; Academic Press: Prague, Czech Republic, 1965; p. 587.
65. Moriguchi, K.; Utagava, S. *Silane: Chemistry, Applications, and Performance*; Nova Science Publishers Incorporated: New York, NY, USA, 2013; p. 176.
66. Petrunin, M.A.; Gladkikh, N.A.; Maleeva, M.A.; Maksaeva, L.B.; Yurasova, T.A. The use of organosilanes to inhibit metal corrosion. A review. *Int. J. Corros. Scale Inhib.* **2019**, *8*, 882–907. [[CrossRef](#)]
67. Maleeva, M.A.; Ignatenko, V.E.; Shapagin, A.V.; Sherbina, A.A.; Maksaeva, L.B.; Marshakov, A.I.; Petrunin, M.A. Modification of bituminous coatings to prevent stress corrosion cracking of carbon steel. *Int. J. Corros. Scale Inhib.* **2015**, *4*, 226–234. [[CrossRef](#)]
68. Kuznetsov, Y.I.; Semiletov, A.M.; Chirkunov, A.A.; Arkhipushkin, I.A.; Kazanskii, L.P.; Andreeva, N.P. Protecting Aluminum from Atmospheric Corrosion via Surface Hydrophobization with Stearic Acid and Trialkoxysilanes. *Russ. J. Phys. Chem. A.* **2018**, *92*, 621–629. [[CrossRef](#)]
69. Semiletov, A.M.; Kuznetsov, Y.I.; Chirkunov, A.A. Surface Modification of Aluminum Alloys by Two-Stage Passivation in Solutions of Vinyltrimethoxysilane and Organic Inhibitors. *Prot. Met. Phys. Chem. Surf.* **2019**, *55*, 1311–1316. [[CrossRef](#)]
70. Semiletov, A.M.; Chirkunov, A.A.; Kuznetsov, Y.I. Protection of aluminum alloy AD31 from corrosion by adsorption layers of trialkoxysilanes and stearic acid. *Mater. Corros.* **2020**, *71*, 77–85. [[CrossRef](#)]
71. Ngo, D.T.; Sooknoi, T.; Resasco, D.E. Improving stability of cyclopentanone aldol condensation MgO-based catalysts by surface hydrophobization with organosilanes. *Appl. Catal. B* **2018**, *237*, 835–843. [[CrossRef](#)]
72. Rahimipour, S.; Rafiei, B.; Salahinejad, E. Organosilane-functionalized hydrothermal-derived coatings on titanium alloys for hydrophobization and corrosion protection. *Prog. Org. Coat.* **2020**, *142*, 105594. [[CrossRef](#)]
73. Ishida, H.; Koenig, J.L. Vibrational Assignments of Organosilanetriols. I. Vinylsilanetriol and Vinylsilanetriol-d3 in Aqueous Solutions. *Appl. Spectrosc.* **1978**, *32*, 462–469. [[CrossRef](#)]
74. Osterholtz, F.D.; Pohl, E.R. Kinetics of the hydrolysis and condensation of organofunctional alkoxy silanes—A review. *J. Adhes. Sci. Technol.* **1992**, *6*, 127–149. [[CrossRef](#)]
75. Metwalli, E.; Haines, D.; Becker, O.; Conzone, S.; Pantano, C.G. Surface characterizations of mono-, di-, and tri-aminosilane treated glass substrates. *J. Colloid Interface Sci.* **2006**, *298*, 825–831. [[CrossRef](#)]
76. Volkis, V.; Averbuj, C.; Eisen, M.S. Reactivity of group 4 benzamidinate complexes towards mono- and bis-substituted silanes and 1,5-hexadiene. *J. Organomet. Chem.* **2007**, *692*, 1940–1950. [[CrossRef](#)]
77. Uneyama, K. Functionalized fluoroalkyl and alkenyl silanes: Preparations, reactions, and synthetic applications. *J. Fluorine Chem.* **2008**, *129*, 550–576. [[CrossRef](#)]
78. Singh, G.; Sushma; Singh, A.; Priyanka; Chowdhary, K.; Singh, J.; Esteban, M.A.; Espinosa-Ruiz, C.; González-Silvera, D. Designing of chalcone functionalized 1,2,3-triazole allied bis-organosilanes as potent antioxidants and optical sensor for recognition of Sn²⁺ and Hg²⁺ ions. *J. Organomet. Chem.* **2021**, *953*, 122049. [[CrossRef](#)]
79. Arkles, B.; Steinmetz, J.R.; Zazyczny, J.; Mehta, P. Factors contributing to the stability of alkoxy silanes in aqueous solution. *J. Adhes. Sci. Technol.* **1992**, *6*, 193–206. [[CrossRef](#)]
80. Pohl, E.R.; Chaves, A. Sterically hindered silanes for waterborne systems: A model study of silane hydrolysis. In *Silanes and Other Coupling Agents*; CRC Press: Boca Raton, FL, USA, 2004; Volume 2, pp. 3–9.
81. Silvestro, L.; dos Santos Lima, G.T.; Ruviaro, A.S.; de Matos, P.R.; Mezalira, D.Z.; Gleize, P.J.P. Evaluation of different organosilanes on multi-walled carbon nanotubes functionalization for application in cementitious composites. *J. Build. Eng.* **2022**, *51*, 104292. [[CrossRef](#)]
82. Wang, L.; Sanders, J.E.; Gardner, D.G.; Han, Y. In-situ modification of cellulose nanofibrils by organosilanes during spray drying. *Ind. Crops Prod.* **2016**, *93*, 129–135. [[CrossRef](#)]
83. Arkles, B. *Silane Coupling Agents Connecting Across Boundaries*; Gelets, Inc.: Morrisville, PA, USA, 2006; p. 302.
84. Fedel, M.; Olivier, M.; Poelman, M.; Deflorian, F.; Rossi, S.; Druart, M.E. Corrosion protection properties of silane pre-treated powder coated galvanized steel. *Prog. Org. Coat.* **2009**, *66*, 118–128. [[CrossRef](#)]
85. Puomi, P.; Fagerholm, H.M. Performance of silane treated primed hot-dip galvanized steel. *Anti-Corros. Method M.* **2001**, *48*, 7–17. [[CrossRef](#)]
86. Avdeev, Y.G.; Tyurina, M.V.; Kuznetsov, Y.I. Protection of low-carbon steel in phosphoric acid solutions by mixtures of a substituted triazole with sulfur-containing compounds. *Int. J. Corros. Scale Inhib.* **2014**, *3*, 246–253. [[CrossRef](#)]
87. Haasnoot, J.G. Mononuclear, oligonuclear and polynuclear metal coordination compounds with 1,2,4-triazole derivatives as ligands. *Coord. Chem. Rev.* **2000**, *200–202*, 131–185. [[CrossRef](#)]
88. Lu, G.; Zangari, G. Investigations of the effect of chromate conversion coatings on the corrosion resistance of Ni-based alloys. *Electrochim. Acta* **2004**, *49*, 1461–1473. [[CrossRef](#)]
89. Mekhalif, Z.; Delhalle, J. Investigation of the protective action of chromate coatings on hot-dip galvanized steel: Role of wetting agents. *Corros. Sci.* **2005**, *47*, 547–566. [[CrossRef](#)]

90. Gladkikh, N.; Makarychev, Y.; Maleeva, M.; Petrunin, M.; Maksaeva, L.; Rybkina, A.; Marshakov, A.; Kuznetsov, Y. Synthesis of thin organic layers containing silane coupling agents and azole on the surface of mild steel. Synergism of inhibitors for corrosion protection of underground pipelines. *Prog. Org. Coat.* **2019**, *132*, 481–489. [[CrossRef](#)]
91. Gladkikh, N.; Makarychev, Y.; Chirkunov, A.; Shapagin, A.; Petrunin, M.; Maksaeva, L.; Maleeva, M.; Yurasova, T.; Marshakov, A. Formation of polymer-like anticorrosive films based on organosilanes with benzotriazole, carboxylic and phosphonic acids. Protection of copper and steel against atmospheric corrosion. *Prog. Org. Coat.* **2020**, *141*, 105544. [[CrossRef](#)]
92. Ulman, A. Formation and structure of self-assembled monolayers. *Chem. Rev.* **1996**, *96*, 1533–1534. [[CrossRef](#)]
93. Reiss, F.F. *Zametka o Novom Deystvii Gal'vanicheskogo Elektrichestva (1808)*. *Izbrannyye Trudy po Elektrichestvu*; State Publishing House of Technical Theoretical Literature: Moscow, Russia, 1956; pp. 159–168.
94. Hamaker, H.C. Formation of a deposit by electrophoresis. *Trans. Faraday Soc.* **1940**, *35*, 279–287. [[CrossRef](#)]
95. Wei, M.; Ruys, A.J.; Milthorpe, B.K.; Sorrell, C.C. Solution ripening of hydroxyapatite nanoparticles: Effects on electrophoretic deposition. *J. Biomed. Mater. Res.* **1999**, *45*, 11–19. [[CrossRef](#)]
96. Zaitseva, E.A. Deutsche an der Moskauer Universität im 19. Jahrhundert: Ferdinand Friedrich v.Reuss (1778–1852). In *Deutsch-Russische Beziehungen in Medizin und Naturwissenschaften, D.v.Engelhardt u. I.Kästner (Hgg)*; Shaker Verlag: Aachen, Germany, 2001; pp. s.209–s.226.
97. Dukhin, S.S.; Deryagin, B.V. *Elektroforez*; Publishing House Nauka: Moscow, Russia, 1974; 332p.
98. Deynega, Y.F. Printsipy formirovaniya kompozitsionnykh elektroforezo- elektrokhimicheskikh pokrytiy. *Ukr. Khim. Zhurnal.* **1980**, *46*, 1016–1023.
99. Besra, L.; Liu, M. A review on fundamentals and applications of electrophoretic deposition (EPD). *Prog. Mater. Sci.* **2007**, *52*, 1–61. [[CrossRef](#)]
100. Gurrappa, I.; Binder, L. Electrodeposition of nanostructured coatings and their characterization—A review. *Sci. Technol. Adv. Mater.* **2008**, *9*, 043001. [[CrossRef](#)]
101. Van der Biest, O.O.; Vandeperre, L.J. Electrophoretic deposition of materials. *Annu. Rev. Mater. Sci.* **1999**, *29*, 327–352. [[CrossRef](#)]
102. Boccaccini, A.R.; Zhitomirsky, I. Application of electrophoretic and electrolytic deposition techniques in ceramics processing. *Curr. Opin. Solid State Mater. Sci.* **2002**, *6*, 251–260. [[CrossRef](#)]
103. Biest Van Der, O.; Put, S.; Anné, G.; Vleugels, J. Electrophoretic deposition for coatings and free standing objects. *J. Mater. Sci.* **2004**, *39*, 779–785. [[CrossRef](#)]
104. Hanaor, D.; Michelazzi, M.; Veronesi, P.; Leonelli, C.; Romagnoli, M.; Sorrell, C. Anodic aqueous electrophoretic deposition of titanium dioxide using carboxylic acids as dispersing agents. *J. Eur. Ceram. Soc.* **2011**, *31*, 1041–1047. [[CrossRef](#)]
105. Farrokhi-Rad, M.; Shahrabi, T. Effect of suspension medium on the electrophoretic deposition of hydroxyapatite nanoparticles and properties of obtained coatings. *Ceram. Int.* **2014**, *40*, 3031–3039. [[CrossRef](#)]
106. Chávez-Valdez, A.; Boccaccini, A.R. Innovations in electrophoretic deposition: Alternating current and pulsed direct current methods. *Electrochim. Acta* **2012**, *65*, 70–89. [[CrossRef](#)]
107. Babaei, N.; Yeganeh, H.; Gharibi, R. Anticorrosive and self-healing waterborne poly(urethane-triazole) coatings made through a combination of click polymerization and cathodic electrophoretic deposition. *Eur. Polym. J.* **2019**, *112*, 636–647. [[CrossRef](#)]
108. Fukada, Y.; Nagarajan, N.; Mekky, W.; Bao, Y.; Kim, H.S.; Nicholson, P.S. Electrophoretic deposition – mechanisms, myths and materials. *J. Mater. Sci.* **2004**, *39*, 787–801. [[CrossRef](#)]
109. Almeida, E.; Alves, I.; Brites, C.; Fedrizzi, L. Cataphoretic and autophoretic automotive primers: A comparative study. *Prog. Org. Coat.* **2003**, *46*, 8–20. [[CrossRef](#)]
110. Freeman, D.B. *Phosphating and Metal Pretreatment*, 1st ed.; Woodhead-Faulkner in Association with Pyrene Chemical Services Ltd.: Cambridge, UK, 1986; 229p.
111. Brenner, A. *Electrodeposition of Alloys: Principles and Practice*, 1st ed.; Academic Press: New York, NY, USA, 1963; 734p.
112. West, J.M. *Electrodeposition and Corrosion Processes*, 2nd ed.; Van Nostrand: London, UK, 1965; 189p.
113. Boccaccini, A.R.; Dickerson, J.H. Electrophoretic deposition: Fundamentals and applications. *J. Phys. Chem. B.* **2013**, *117*, 1501. [[CrossRef](#)] [[PubMed](#)]
114. Brown, D.R.; Salt, F.W. The mechanism of electrophoretic deposition. *J. Appl. Chem.* **1965**, *15*, 40–48. [[CrossRef](#)]
115. Ferrari, B.; Moreno, R. EPD kinetics: A review. *J. Eur. Ceram. Soc.* **2010**, *30*, 1069–1078. [[CrossRef](#)]
116. Chng, E.; Watson, A.; Suresh, V.; Fujiwara, T.; Bumgardner, J.; Gopalakrishnan, R. Adhesion of electrosprayed chitosan coatings using silane surface chemistry. *Thin Solid Film.* **2019**, *692*, 137454. [[CrossRef](#)]
117. Abele, L.; Jäger, A.K.; Schulz, W.; Ruck, S.; Riegel, H.; Sörgel, T.; Albrecht, J. Superoleophobic surfaces via functionalization of electrophoretic deposited SiO₂ spheres on smart aluminum substrates. *Appl. Surf. Sci.* **2019**, *490*, 56–60. [[CrossRef](#)]
118. Wua, L.; Zhang, J.T.; Hua, J.; Zhang, J.Q. Improved corrosion performance of electrophoretic coatings by silane addition. *Corros. Sci.* **2012**, *56*, 58–66. [[CrossRef](#)]
119. Zhu, R.; Zhang, J.; Chang, C.; Gao, S.; Ni, N. Effect of silane and zirconia on the thermal property of cathodic electrophoretic coating on AZ31 magnesium alloy. *J. Magnes. Alloys* **2013**, *1*, 235–241. [[CrossRef](#)]
120. Castro, Y.; Ferrari, B.; Moreno, R.; Durarn, A. Coatings produced by electrophoretic deposition from nano-particulate silica sol–gel suspensions. *Surf. Coat. Technol.* **2004**, *182*, 199–203. [[CrossRef](#)]
121. Oltean, G.; Valvo, M.; Nyholm, L.; Edström, K. On the electrophoretic and sol–gel deposition of active materials on aluminium rod current collectors for three-dimensional Li-ion micro-batteries. *Thin Solid Film.* **2014**, *562*, 63–69. [[CrossRef](#)]

122. Yu, M.; Xue, B.; Liu. Electrophoretic deposition of hybrid coatings on aluminum alloy by combining 3-aminopropyltrimethoxysilan to silicon–zirconium sol solutions for corrosion protection. *Thin Solid Film*. **2015**, *590*, 33–39. [[CrossRef](#)]
123. Hayati, Z.; Hoomehr, B.; Khalesi, F.; Raeissi, K. Synthesis and electrophoretic deposition of TiO₂-SiO₂ composite nanoparticles on stainless steel substrate. *J. Alloys Compd.* **2023**, *931*, 167619. [[CrossRef](#)]
124. Castro, Y.; Aparicio, M.; Moreno, R.; Duran, A. Silica-zirconia sol–gel coatings obtained by different synthesis routes. *J. Sol-Gel Sci. Technol.* **2005**, *35*, 41–50. [[CrossRef](#)]
125. Gladkikh, N.A.; Dushik, V.V.; Shaporenkov, A.A.; Shapagin, A.V.; Makarychev, Y.B.; Gordeev, A.V.; Marshakov, A.I. Water Suspension Containing Organosilan, Corrosion Inhibitor and Polycondensation Promoter and Method for Producing Protective Films on Surface of Tungsten and Coatings on Its Basis from Water Suspension Containing Organosilan, Corrosion Inhibitor and Polycondensation. RU2744336C1, 5 March 2021.
126. Morcillo, M.; Díaz, I.; Cano, H.; Chico, B.; Fuente, D. Atmospheric corrosion of weathering steels. Overview for engineers. Part II: Testing, inspection, maintenance. *Constr. Build Mater.* **2019**, *222*, 750–765. [[CrossRef](#)]
127. Bahadori, A. Chapter 1–Surface Preparation for Coating, Painting, and Lining. In *Essentials of Coating, Painting, and Lining for the Oil, Gas and Petrochemical Industries*; Bahadori, A., Ed.; Gulf Professional Publishing: Boston, MA, USA, 2015; pp. 1–105.
128. Bayliss, D.A. 12–Paint Coatings for the Plant Engineer. In *Plant Engineer’s Handbook*; Mobley, R.K., Ed.; Butterworth-Heinemann: Woburn, MA, USA, 2001; pp. 147–160.
129. Ramdé, T.; Ecco, L.G.; Rossi, S. Visual appearance durability as function of natural and accelerated ageing of electrophoretic styrene-acrylic coatings: Influence of yellow pigment concentration. *Prog. Org. Coat.* **2017**, *103*, 23–32. [[CrossRef](#)]
130. Sharifalhoseini, Z.; Entezari, M.H.; Davoodi, A.; Shahidi, M. Surface modification of mild steel before acrylic resin coating by hybrid ZnO/GO nanostructures to improve the corrosion protection. *J. Ind. Eng. Chem.* **2020**, *83*, 333–342. [[CrossRef](#)]
131. Zhu, L.; Claude-Montigny, B.; Gattrell, M. Insulating method using cataphoretic paint for tungsten tips for electrochemical scanning tunnelling microscopy (ECSTM). *Appl. Surf. Sci.* **2005**, *252*, 1833–1845. [[CrossRef](#)]
132. Ranjbar, Z.; Rastegar, S. Influence of co-solvent content on electro-deposition behavior of acrylic lattices of different glass transition temperatures. *Prog. Org. Coat.* **2006**, *57*, 365–370. [[CrossRef](#)]
133. Padash, F.; Dorff, B.; Liu, W.; Ellwood, K.; Okerberg, B.; Zawacky, S.R.; Harb, J.N. Characterization of initial film formation during cathodic electrodeposition of coatings. *Prog. Org. Coat.* **2019**, *133*, 395–405. [[CrossRef](#)]
134. Leca, M.; Micutz, M.; Serban, R. Stable aqueous dispersions of some cataphoretically applicable film-forming resins. *Prog. Org. Coat.* **1997**, *30*, 241–245. [[CrossRef](#)]
135. San José García, G.; Fobbe, H. The influence of reduced pressures on the film formation of cathodic electrodeposition paints. *Prog. Org. Coat.* **2017**, *104*, 110–117. [[CrossRef](#)]
136. Vertyachikh, I.M.; Voronezhstsev, J.I.; Goldade, V.A.; Pinchuk, L.S.; Rechits, G.V.; Liberman, S.Y. Method of making sleeve inhibited polyethylene film. WO1986007004 23 May 1985.
137. Damiano, F. Corrosion Inhibiting Protective Sleeves. US20050118375A1, 26 February 2013.
138. Vido, M. Packaging Material for Metal. CA2390278C, 19 April 2011.
139. Allen, W.M. Corrosion Inhibiting Protective Foam Packaging. US2009011901A1, 29 October 2007.
140. Biegańska, B.; Zubielewicz, M.; Śmieszek, E. Anticorrosive water-borne paints. *Prog. Org. Coat.* **1987**, *15*, 33–56. [[CrossRef](#)]
141. Kobayashi, T. Pigment dispersion in water-reducible paints. *Prog. Org. Coat.* **1996**, *28*, 79–87. [[CrossRef](#)]
142. Larson, R.G.; Van Dyk, A.K.; Chatterjee, T.; Ginzburg, V.V. Associative thickeners for waterborne paints: Structure, characterization, rheology, and modeling. *Prog. Polym. Sci.* **2022**, *129*, 101546. [[CrossRef](#)]
143. Malshe, V.C. Paints: Water-Based. In *Reference Module in Chemistry, Molecular Sciences and Chemical Engineering*; Elsevier: Amsterdam, The Netherlands, 2019; pp. 1–157.
144. Martinez, M.; Gámez, E.; Bellotti, N.; Deyá, C. Alkyd based water-reducible anticorrosive paints and their antifungal potential. *Prog. Org. Coat.* **2021**, *152*, 106069. [[CrossRef](#)]
145. Araujo, W.S.; Margarit, I.C.P.; Mattos, O.R.; Fragata, F.L.; de Lima-Neto, P. Corrosion aspects of alkyd paints modified with linseed and soy oils. *Electrochim. Acta* **2010**, *55*, 6204–6211. [[CrossRef](#)]
146. Duce, C.; Bernazzani, L.; Bramanti, E.; Spepi, A.; Colombini, M.P.; Tiné, M.R. Alkyd artists’ paints: Do pigments affect the stability of the resin? A TG and DSC study on fast-drying oil colours. *Polym. Degrad. Stab.* **2014**, *105*, 48–58. [[CrossRef](#)]
147. İşeri-Çağlar, D.; Baştürk, E.; Oktay, B.; Kahraman, M.V. Preparation and evaluation of linseed oil based alkyd paints. *Prog. Org. Coat.* **2014**, *77*, 81–86. [[CrossRef](#)]
148. Udell, N.A.; Hodgkins, R.E.; Berrie, B.H.; Meldrum, T. Physical and chemical properties of traditional and water-mixable oil paints assessed using single-sided NMR. *Microchem. J.* **2017**, *133*, 31–36. [[CrossRef](#)]
149. Otabor, G.O.; Ifijen, I.H.; Mohammed, F.U.; Aigbodion, A.I.; Ikhuoria, E.U. Alkyd resin from rubber seed oil/linseed oil blend: A comparative study of the physiochemical properties. *Heliyon* **2019**, *5*, e01621. [[CrossRef](#)]
150. Fujisawa, N.; Bronken, I.A.T.; Freeman, A.A.; Łukomski, M. Nanoindentation of softening modern oil paints. *Int. J. Solids Struct.* **2022**, 112009. [[CrossRef](#)]
151. Jeffs, R.A.; Jones, W. Additives for paint. In *Paint and Surface Coatings*, 2nd ed.; Lambourne, R., Strivens, T.A., Eds.; Woodhead Publishing: Sawston, UK, 1999; pp. 185–197.

152. Lambourne, R. Solvents, thinners, and diluents. In *Paint and Surface Coating*, 2nd ed.; Lambourne, R., Strivens, T.A., Eds.; Woodhead Publishing: Sawston, UK, 1999; pp. 166–184.
153. Hayward, G.R. Health and safety in the coatings industry. In *Paint and Surface Coatings*, 2nd ed.; Lambourne, R., Strivens, T.A., Eds.; Woodhead Publishing: Sawston, UK, 1999; pp. 725–766.

Disclaimer/Publisher's Note: The statements, opinions and data contained in all publications are solely those of the individual author(s) and contributor(s) and not of MDPI and/or the editor(s). MDPI and/or the editor(s) disclaim responsibility for any injury to people or property resulting from any ideas, methods, instructions or products referred to in the content.