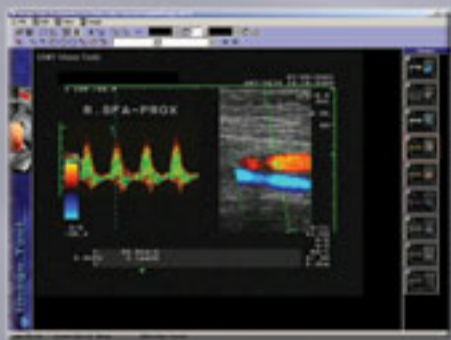
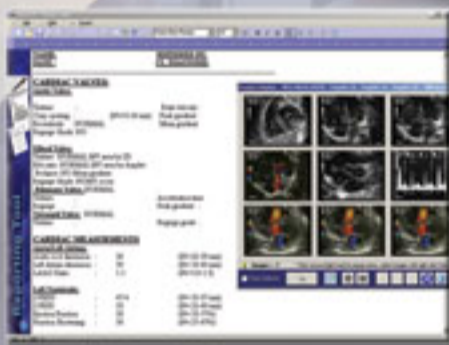


# *Vision Tools* *SonoPro*

**Complete Digital Station for  
Ultrasound Machines**



**Archiving more than 500,000 Images**  
**Support Dicom and Non-Dicom machines**  
**Image processing and Annotations**  
**Cine loops recording**  
**Multi format Image Printing on Glossy paper**  
**Voice Notes recording**  
**Reporting Tool with Automatic Reporting**  
**Capturing and printing with remote control**  
**Non-Dicom to Dicom Conversion Option**  
**DICOM 3.0 Options**  
**MPR / 3D Volume Reconstruction Option**  
**Teleradiology Option**

# Vision Tools

## SonoPro

### Connectivity

Connects using video interface.  
Accepts studies from single or multiple  
ultrasound machines.  
Dicom 3.0 support option.

### Images

Simple image processing,  
filters, annotations, measurements,  
color adjustment and display functions.

### Reporting

Fully functional report editor with template  
and structured reporting support.  
voice notes recording during and after exam.

### DICOM Options

Built in autorun DICOM viewer featuring  
all needed functions for viewing.  
Supports CT modality and SC Export  
DICOM Archive, DICOM send/receive,  
DICOM Q/R, Basic Modality worklist,  
MPPS and DICOM print, ... etc..

### Patients

Detailed patient database with quick  
and advanced search functions.  
Archiving of studies on any archiving media.

### Printing

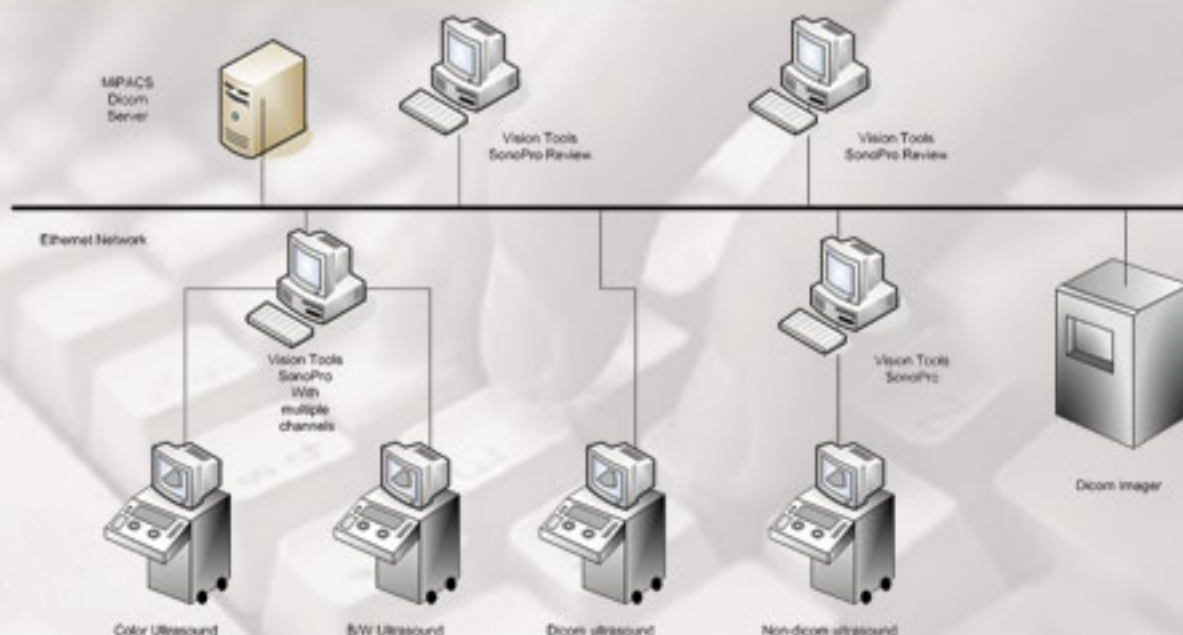
Multi format printing on A4 papers.  
Supports windows compatible printers.  
Printing on dicom printers. (option)  
Printing from the remote control using one  
button click.

### Cine loops

Cine loop viewing with playback controls.  
DICOM and non-DICOM cine support. (option)  
Multiple Cine loops viewing at the same screen  
with playback controls for each. (Option)

### Options

Remote control for video Interface.  
Multilingual Support.  
Compatible with PACS environment.  
PACS/RIS integration with MiRIS.



Millensys reserves the rights to modify the design and specifications contained herein without prior notice. Please refer to Millensys web site for the most current information