

FOR RELEASE SEPTEMBER 15, 2020

U.S. Image Plummetes Internationally as Most Say Country Has Handled Coronavirus Badly

Ratings for Trump remain poor

BY Richard Wike, Janell Fetterolf and Mara Mordecai

FOR MEDIA OR OTHER INQUIRIES:

Richard Wike, Director, Global Attitudes Research
Stefan S. Cornibert, Communications Manager

202.419.4372

www.pewresearch.org

RECOMMENDED CITATION

Pew Research Center, September, 2020, "U.S. Image Plummetes Internationally as Most Say Country Has Handled Coronavirus Badly"

About Pew Research Center

Pew Research Center is a nonpartisan fact tank that informs the public about the issues, attitudes and trends shaping America and the world. It does not take policy positions. The Center conducts public opinion polling, demographic research, content analysis and other data-driven social science research. It studies U.S. politics and policy; journalism and media; internet, science and technology; religion and public life; Hispanic trends; global attitudes and trends; and U.S. social and demographic trends. All of the Center's reports are available at www.pewresearch.org. Pew Research Center is a subsidiary of The Pew Charitable Trusts, its primary funder.

© Pew Research Center 2020

How we did this

This analysis focuses on public opinion of the United States in 13 countries in North America, Europe and the Asia-Pacific region. Views of the U.S. and its president are examined in the context of long-term trend data. The report also examines how people in other countries perceive America's handling of the coronavirus outbreak and how those perceptions compare to ratings for their own country, the World Health Organization, the European Union and China.

For this report, we use data from nationally representative surveys of 13,273 adults from June 10 to Aug. 3, 2020, in 13 advanced economies. All surveys were conducted over the phone with adults in Canada, Belgium, Denmark, France, Germany, Italy, the Netherlands, Spain, Sweden, the UK, Australia, Japan and South Korea.

Due to the coronavirus outbreak, [face-to-face interviewing is not currently possible](#) in many parts of the world, and so surveys were only conducted in countries with robust telephone polling operations.

Here are the [questions](#) used for the report, along with responses, and the survey [methodology](#).

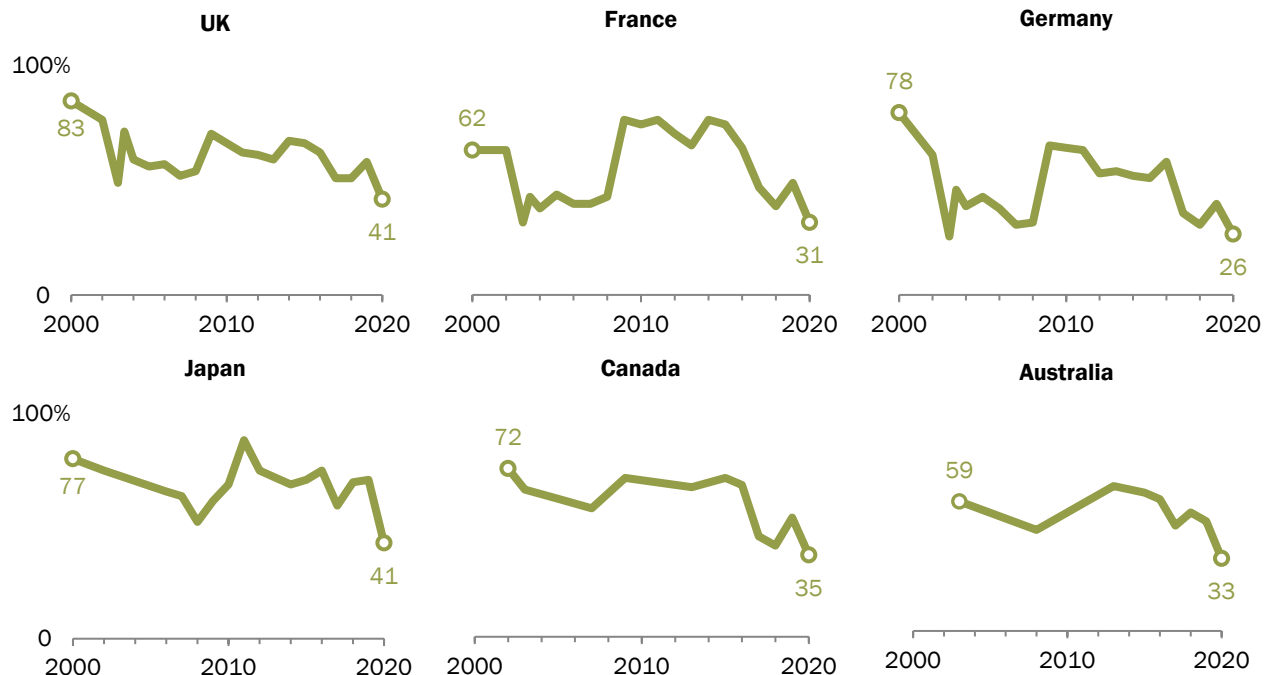
U.S. Image Plummets Internationally as Most Say Country Has Handled Coronavirus Badly

Ratings for Trump remain poor

Since Donald Trump took office as president, the image of the United States has suffered across many regions of the globe. As a new 13-nation Pew Research Center survey illustrates, America's reputation has declined further over the past year among many key allies and partners. In several countries, the share of the public with a favorable view of the U.S. is as low as it has been at any point since the Center began polling on this topic nearly two decades ago.

In some countries, ratings for U.S. are at record low

% who have a **favorable** view of the U.S.



Note: 2000 trend is from 1999 or 2000 and provided by U.S. Department of State.

Source: Summer 2020 Global Attitudes Survey. Q8a.

"U.S. Image Plummets Internationally as Most Say Country Has Handled Coronavirus Badly"

PEW RESEARCH CENTER

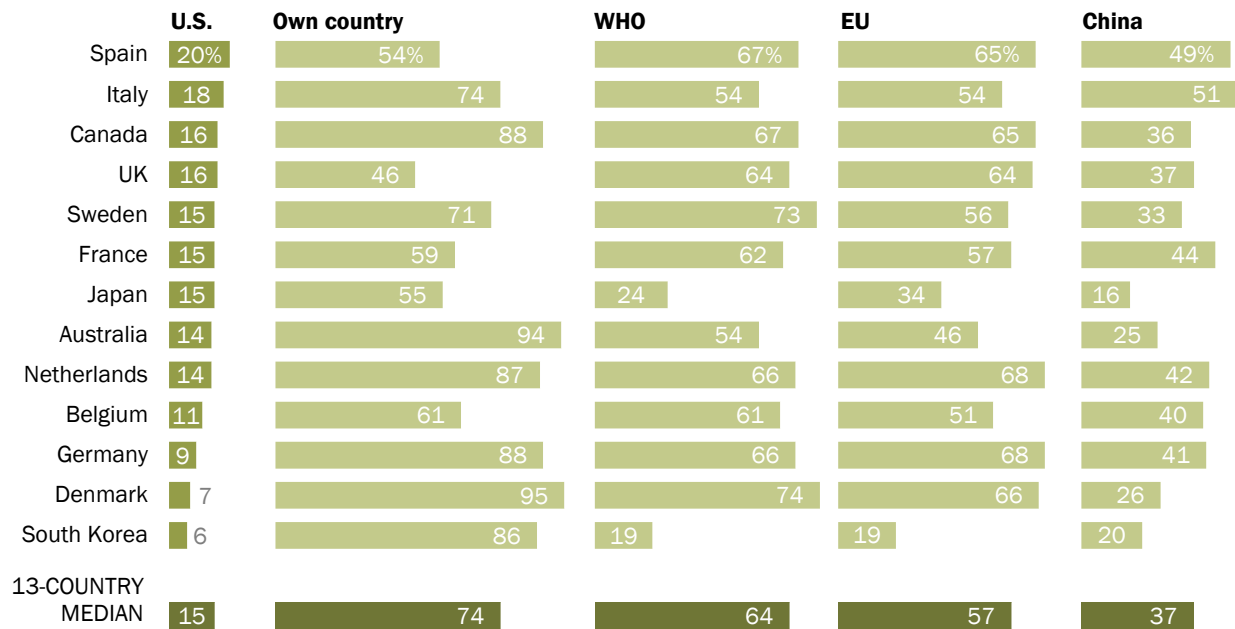
For instance, just 41% in the United Kingdom express a favorable opinion of the U.S., the lowest percentage registered in any Pew Research Center survey there. In France, only 31% see the U.S. positively, matching the grim ratings from March 2003, at the height of U.S.-France tensions over

the [Iraq War](#). Germans give the U.S. particularly low marks on the survey: 26% rate the U.S. favorably, similar to the 25% in the same March 2003 poll.

Part of the decline over the past year is linked to how the U.S. had handled the [coronavirus pandemic](#). Across the 13 nations surveyed, a median of just 15% say the U.S. has done a good job of dealing with the outbreak. In contrast, most say the World Health Organization (WHO) and European Union have done a good job, and in nearly all nations people [give their own country](#) positive marks for dealing with the crisis (the U.S. and UK are notable exceptions). Relatively few think China has handled the pandemic well, although it still receives considerably better reviews than the U.S. response.

All publics surveyed rank the U.S. coronavirus response lowest

% who say ___ has done a **good job** dealing with the coronavirus outbreak



Note: In Australia and Canada, the question was asked about "COVID-19." In Japan, it was asked about "the novel coronavirus," and in South Korea, it was asked about "Corona19."

Source: Summer 2020 Global Attitudes Survey. Q10a-e.

"U.S. Image Plummets Internationally as Most Say Country Has Handled Coronavirus Badly"

PEW RESEARCH CENTER

Ratings for U.S. President Donald Trump have been low in these nations throughout his presidency, and that trend continues this year. Trump’s most negative assessment is in Belgium, where only 9% say they have confidence in the U.S. president to do the right thing in world affairs. His highest rating is in Japan; still, just one-quarter of Japanese express confidence in Trump.

Attitudes toward Trump have consistently been much more negative than those toward his predecessor, Barack Obama, especially in Western Europe. In the UK, Spain, France and Germany, ratings for Trump are similar to those received by George W. Bush near the end of his presidency.

Poor ratings for the U.S. and Trump

% who have (a) ...

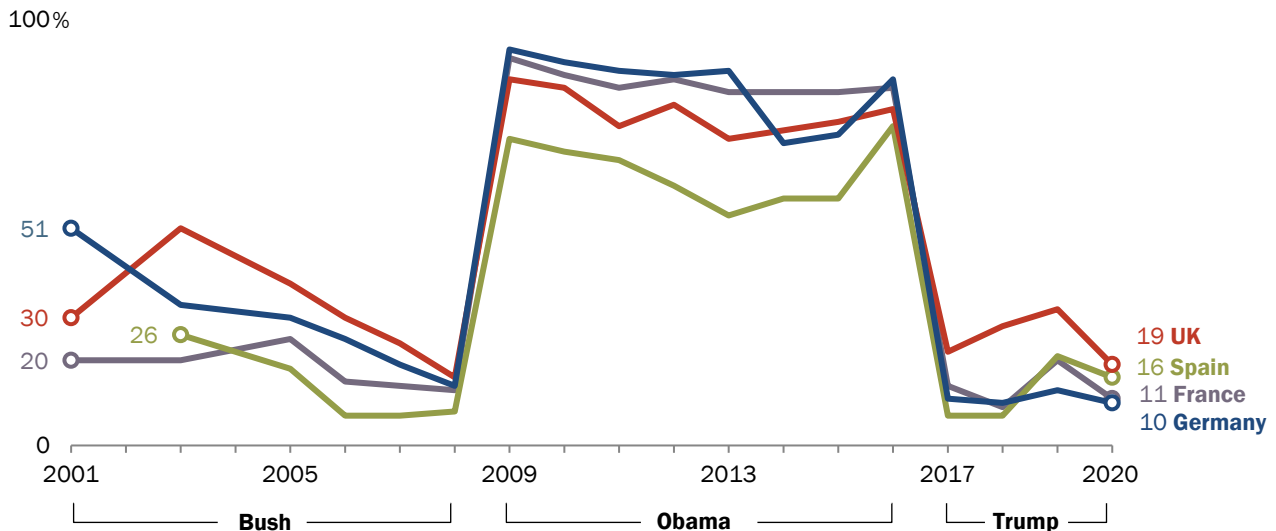
	Favorable view of U.S.	Confidence in Trump
South Korea	59%	17%
Italy	45	16
Japan	41	25
UK	41	19
Spain	40	16
Canada	35	20
Denmark	34	10
Australia	33	23
Sweden	33	15
France	31	11
Netherlands	30	18
Germany	26	10
Belgium	24	9
13-COUNTRY MEDIAN	34	16

Source: Summer 2020 Global Attitudes Survey. Q8a & Q15a. “U.S. Image Plummets Internationally as Most Say Country Has Handled Coronavirus Badly”

PEW RESEARCH CENTER

Low confidence in Trump in Western Europe

% who have **confidence** in the U.S. president to do the right thing regarding world affairs



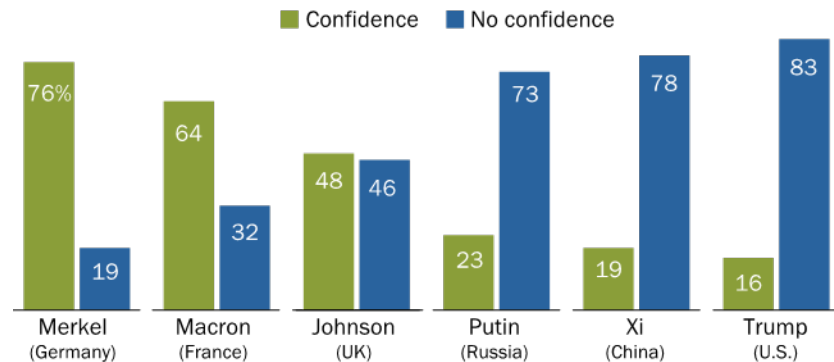
Source: Summer 2020 Global Attitudes Survey. Q15a. “U.S. Image Plummets Internationally as Most Say Country Has Handled Coronavirus Badly”

PEW RESEARCH CENTER

The publics surveyed also see Trump more negatively than other world leaders. Among the six leaders included on the survey, Angela Merkel receives the highest marks: A median of 76% across the nations polled have confidence in the German chancellor. French President Emmanuel Macron also gets largely favorable reviews. Ratings for British Prime Minister Boris Johnson are roughly split. Ratings for Russian President Vladimir Putin and Chinese President Xi Jinping are overwhelmingly negative, although not as negative as those for Trump.

Trump less trusted than leaders of Germany, France, UK, Russia and China

% who have ___ in each leader to do the right thing regarding world affairs



Note: Percentages are medians based on 13 countries: Australia, Belgium, Canada, Denmark, France, Germany, Italy, Japan, Netherlands, South Korea, Spain, Sweden and the UK. "Don't know" responses not shown.

Source: Summer 2020 Global Attitudes Survey. Q15a-f.

"U.S. Image Plummets Internationally as Most Say Country Has Handled Coronavirus Badly"

PEW RESEARCH CENTER

Views of Trump are more positive among Europeans who have favorable views of right-wing populist parties, though confidence is still relatively low among all groups. For instance, supporters of Spain's Vox party are particularly likely to view Trump in a positive light: 45% are confident in his ability to handle international affairs, compared with only 7% among Spaniards who do not support Vox.

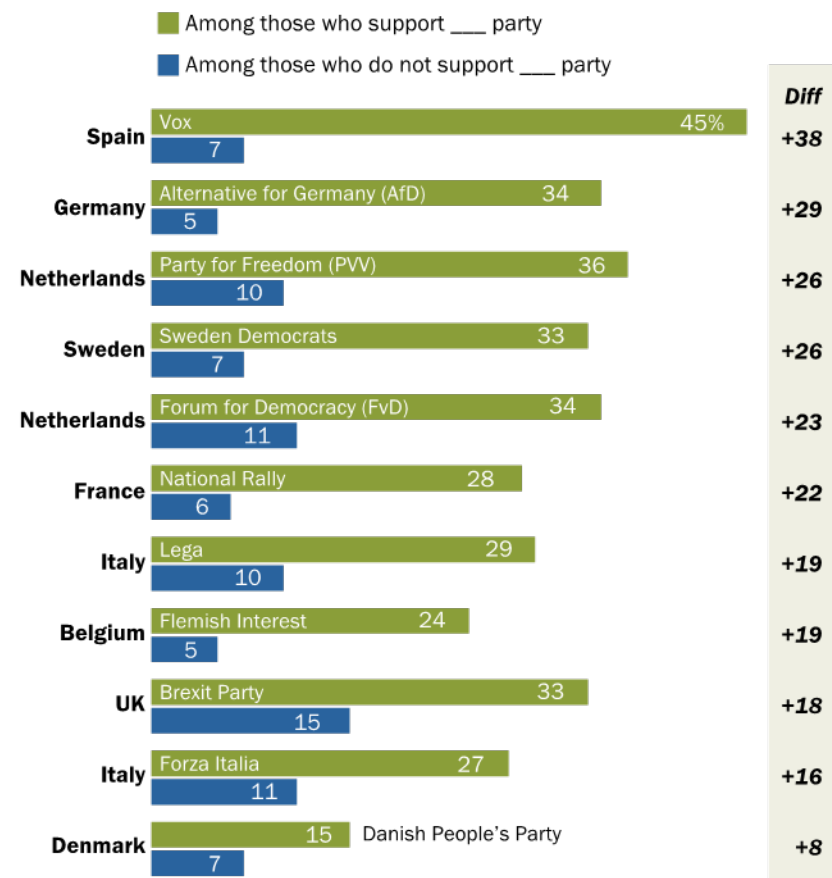
Ratings of America's response to the coronavirus outbreak are also related to support for right-wing populist parties and political ideology within several countries. While ratings are low among both groups, those on the political right are more likely than those on the left to think the U.S. has done a good job handling the outbreak.

Thus far, the pandemic and resulting global recession have not had a major impact on perceptions about the global economic balance of power among the nations surveyed. Majorities or pluralities in these countries have named China as the world's leading economic power in recent years, and that remains true in 2020. The exceptions are South Korea and Japan, where people see the U.S. as the world's top economy.

These are among the major findings from a Pew Research Center survey conducted among 13,273 respondents in 13 countries – not including the U.S. – from June 10 to Aug. 3, 2020.

More confidence in Trump among European right-wing populist party supporters

% who have **confidence** in U.S. President Donald Trump to do the right thing regarding world affairs



Note: All differences shown are statistically significant. "Support" percentages represent respondents who have a favorable view of each party. "Do not support" percentages represent respondents who have an unfavorable view of each party. For more information on European populist parties, see Appendix.

Source: Summer 2020 Global Attitudes Survey, Q15a.

"U.S. Image Plummet Internationally as Most Say Country Has Handled Coronavirus Badly"

PEW RESEARCH CENTER

Racial injustice and perceptions of the United States

In recent months, the killing of George Floyd and other Black Americans at the hands of police has led to massive protests both [in the U.S.](#) and [around the world](#). All countries polled in Pew Research Center's summer 2020 Global Attitudes Survey have experienced [protests in response to these events](#). Many demonstrations took place during or directly prior to the fielding of our survey.

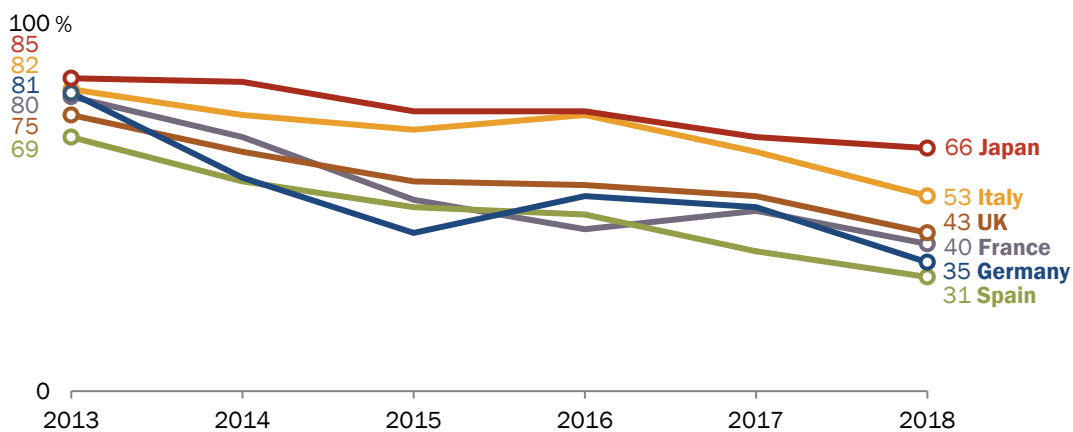
Certainly, these events may have had an impact on how people think about the U.S. Our survey did not include questions about the protests, Floyd's killing, the Black Lives Matter movement, police brutality or racial injustice. However, Pew Research Center has conducted [some research](#) relevant to these issues in recent years.

A recent Center [analysis](#) showed the extent to which the debates sparked by the killing of George Floyd have spread beyond America's shores. The study examined legislators in four predominantly English-speaking countries and found that many had tweeted about Floyd or used the phrase "Black lives matter" or the #BlackLivesMatter hashtag. This includes roughly six-in-ten British members of Parliament (59%), 44% of Canadian representatives and about a quarter (26%) of Australian lawmakers who tweeted during the study period. And 14% of legislators tweeted about this subject or used the phrase or hashtag in New Zealand, a country not included in the current survey.

Concerns about racial injustice fit into a broader pattern of decline in the belief that the U.S. government respects the personal freedoms of its people. We first saw a decrease on this measure between 2013 and 2014, [as news broke](#) about Edward Snowden and National Security Agency surveillance around the world. We saw further declines in 2015 following [protests in Ferguson, Missouri](#), in response to the police killing of Michael Brown in August 2014. And we observed continuing erosion on this measure through 2018, the last time the question was asked.

Declining shares have said the U.S. respects its people's personal freedoms

% who say the U.S. respects the personal freedoms of its people



Source: Spring 2018 Global Attitudes Survey.

PEW RESEARCH CENTER

Country spotlights: Canada, Germany, South Korea

Findings from Canada, Germany and South Korea illustrate key patterns in how foreign publics view the U.S. and its president.

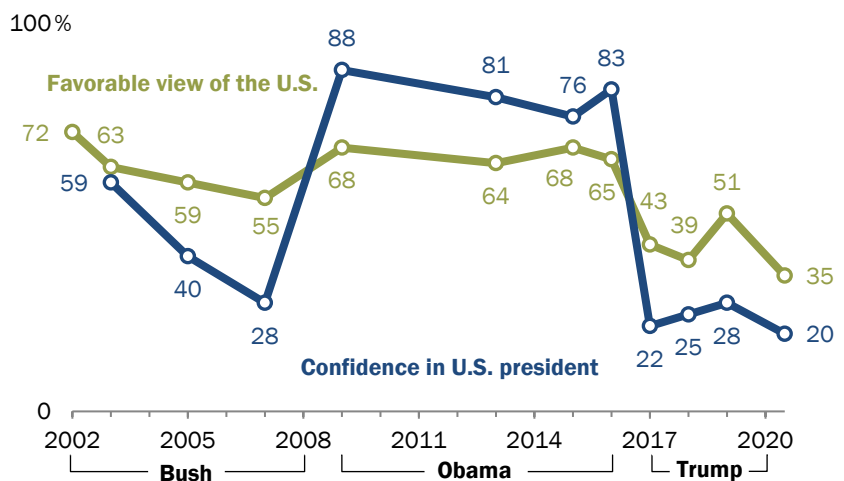
Canada: Favorable opinion of U.S. and confidence in its president at all-time low

Like all countries surveyed this year, Canada's favorable rating of the U.S. dropped sharply in 2017 as confidence in the U.S. president plummeted. In the more than three years since Trump first took office, views have slowly shifted, but 2020 sees the lowest ratings for the U.S. in Canada since Pew Research Center began polling there almost two decades ago.

Only 35% of Canadians have a favorable view of their southern neighbor, and 20% trust Trump to do what is right regarding world affairs.

In Canada, one-in-five have confidence in Trump

Among Canadians



Source: Summer 2020 Global Attitudes Survey, Q8a & Q15a.

"U.S. Image Plummetts Internationally as Most Say Country Has Handled Coronavirus Badly"

PEW RESEARCH CENTER

Germany: Deeply negative views of the U.S.

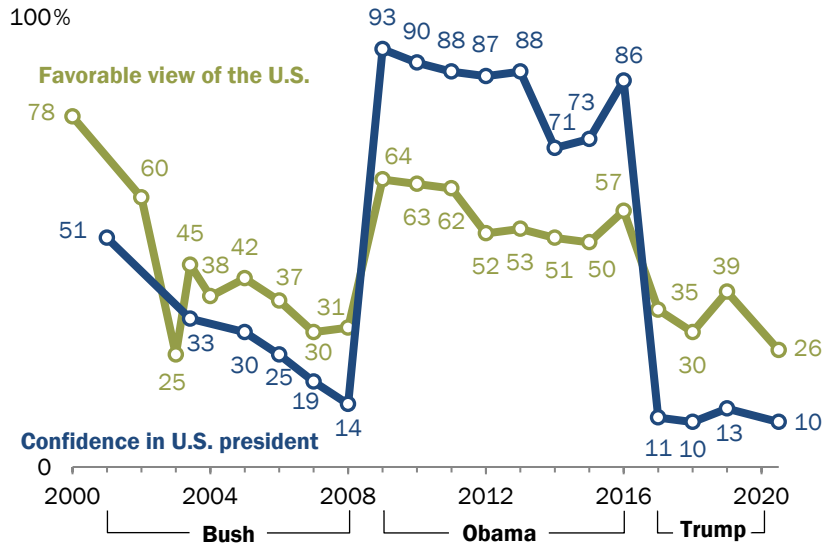
Germans give the U.S. some of its worst ratings in the survey. Only 26% have a positive view of America, while just 10% have confidence in Trump when it comes to his handling of world affairs. These opinions are in stark contrast to the very favorable assessments Germans had during Barack Obama's presidency, but roughly on par with views at the end of George W. Bush's tenure.

Across the European countries surveyed, support for right-wing populist parties is related to ratings of the U.S. In Germany, people who have a favorable view of the right-wing Alternative for Germany

(AfD) are much more likely than those with an unfavorable view of the party to have a positive opinion of the U.S. (43% among party supporters vs. 22%) or to trust Trump's approach to international affairs (34% vs. 5%). They are also more likely to believe that the U.S. has done a good job in response to the coronavirus outbreak (25% vs. 6%).

In Germany, roughly a quarter regard U.S. positively

Among Germans



Note: 2000 trend is from 1999 or 2000 and provided by U.S. Department of State.

Source: Summer 2020 Global Attitudes Survey. Q8a & Q15a.

"U.S. Image Plummet Internationally as Most Say Country Has Handled Coronavirus Badly"

PEW RESEARCH CENTER

South Korea: A sharp drop in Trump confidence

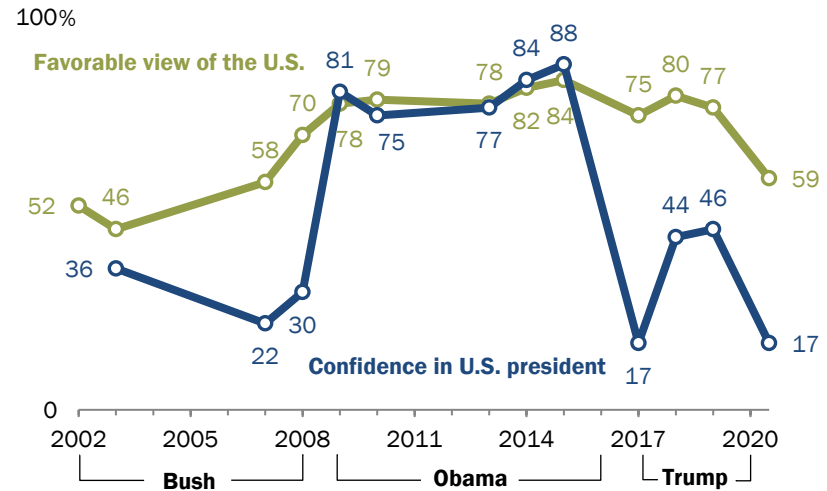
South Korea has seen a steep decline in favorable views of the U.S. since last year, but it is the only country surveyed where a majority still holds a positive opinion. At the same time, trust in the U.S. president has dropped substantially.

South Koreans' confidence in Trump more than doubled from 2017 to 2018 and remained at that level in 2019. That year, 78% of Koreans approved of Trump's policy to negotiate with [North Korean leader Kim Jong Un](#) about the country's nuclear weapons program. Current ratings are back to their 2017 low: Only 17% believe Trump would do the right thing regarding world affairs.

Still, South Korea stands out for its people's views of the U.S. as an economic leader. In nearly every other country surveyed, China is the most common choice as a global economic leader, but 77% of Koreans believe the U.S. holds this spot.

In South Korea, confidence in Trump falters

Among South Koreans



Source: Summer 2020 Global Attitudes Survey, Q8a & Q15a.

"U.S. Image Plummets Internationally as Most Say Country Has Handled Coronavirus Badly"

PEW RESEARCH CENTER

Majorities have an unfavorable opinion of the U.S. in nearly every country surveyed

Pew Research Center surveys have found mixed or relatively negative [views of the U.S. in Canada and Western Europe](#) since 2017 and the beginning of the [Trump administration](#). In the current survey, views of the U.S. have deteriorated further, with a median of only 34% across the 13 countries surveyed expressing a positive view.

Roughly one-third of Canadians (35%) view their neighbor to the south positively. A similar share across Europe holds this view (median of 33%), though favorable opinions range from a low of roughly a quarter in Belgium (24%) and Germany (26%) to a high of about four-in-ten or more in the UK (41%) and Italy (45%).

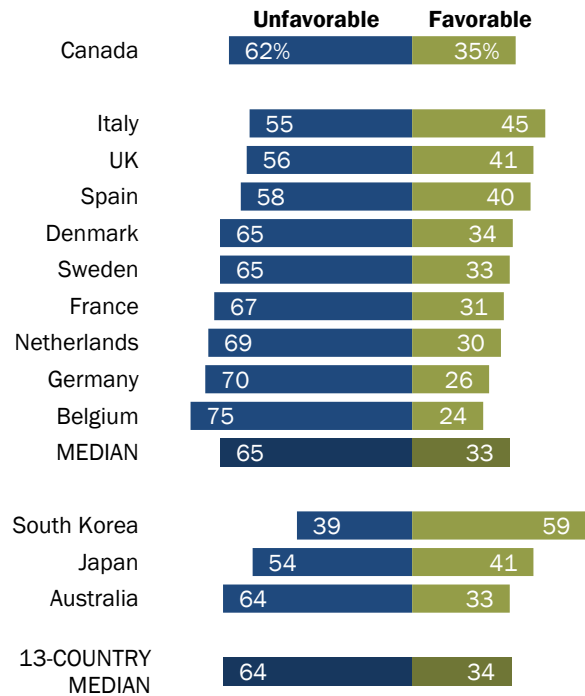
Many in Australia and Japan have an unfavorable opinion of the U.S., while South Korea stands out as the only country surveyed where a majority (59%) views the U.S. positively.

The current survey shows a substantial dip in ratings of the U.S. since 2019. Japan saw the largest drop, with only 41% expressing a positive view in 2020, compared with 68% in 2019. Every other country surveyed in both years saw a decrease of between 12 and 18 percentage points since the previous year.

Views of the U.S. generally shift in tandem with confidence in the American president. Favorable views of the U.S. dropped sharply in 2017 during President Trump's first year in office and have decreased further in every country surveyed in both years except Spain. A larger share of Spaniards view the U.S. positively in 2020 (40%) than in 2017 (31%), though fewer hold this view now than during Obama's presidency.

Few have positive opinion of U.S.

% who have a ___ view of the U.S.



Note: Those who did not answer are not shown.

Source: Summer 2020 Global Attitudes Survey, Q8a.

"U.S. Image Plummetts Internationally as Most Say Country Has Handled Coronavirus Badly"

PEW RESEARCH CENTER

In every country surveyed, men have a more positive assessment of the U.S. than women. The gender gap is largest in Denmark, where 42% of men rate the U.S. favorably, compared with 26% of women. There is a similarly large gap in Spain (48% of men vs. 33% of women) while the magnitude of the gender difference is roughly 10 percentage points in the other countries polled.

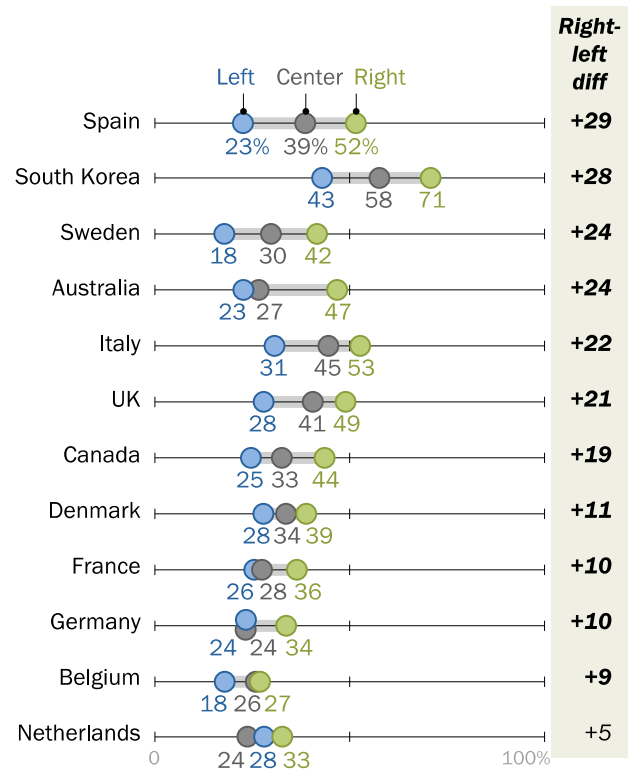
In all European countries surveyed, views of the U.S. are significantly more favorable among those who support their country's right-wing populist parties. For example, 73% of people with a favorable view of Spain's Vox have a positive opinion of the U.S., compared with only 29% of those who view Vox unfavorably.

Consistent with the right-wing populist party findings, people who place themselves on the right of the ideological spectrum in general have a more positive view of the U.S. than people on the ideological left. This ideological divide is particularly large in Spain and South Korea, where there is a roughly 30 percentage point difference between the two groups.

This pattern mirrors the findings of previous surveys, where those on the right have generally viewed the U.S. more favorably than those on the left, even during [President Obama's tenure](#). In 2019, U.S. favorability ratings increased in some countries, driven in part by [large jumps in ratings](#) among those on the ideological right.

Sentiment toward the U.S. differs by ideological orientation

% who have a **favorable** view of the U.S.



Note: Statistically significant differences in **bold**. Political ideology not asked in Japan.

Source: Summer 2020 Global Attitudes Survey, Q8a.

"U.S. Image Plummets Internationally as Most Say Country Has Handled Coronavirus Badly"

PEW RESEARCH CENTER

Overwhelming majorities rate America's response to coronavirus outbreak as bad

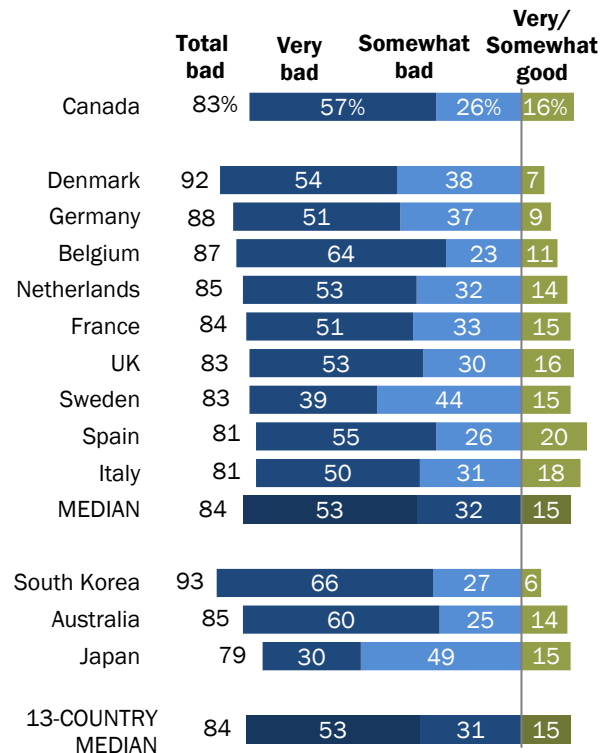
Overall, few assess the American response to the coronavirus outbreak positively. In no country surveyed do more than a fifth think the U.S. has done at least a somewhat good job dealing with the virus, and a median of only 15% across the 13 countries polled consider the country's handling of the virus to be effective.

While positive assessments of the U.S. response to the coronavirus outbreak are scarce overall, in some countries, they are in the single digits: Only 6% in South Korea, 7% in Denmark and 9% in Germany think the U.S. has dealt well with the virus. Spaniards hold the most positive assessments of the American response, but even there, only one-in-five think the U.S. has handled the outbreak well.

On the flip side, in every country surveyed, roughly eight-in-ten or more say the U.S. has handled the virus badly. And, in 11 of the 13 countries surveyed, half or more say the U.S. has done a *very* bad job dealing with the coronavirus outbreak.

Few think the U.S. has dealt with the coronavirus outbreak well

% who say the United States has done a ___ job dealing with the coronavirus outbreak



Note: Those who did not answer are not shown. In Australia and Canada, question asked about "COVID-19." In Japan, asked about "novel coronavirus." In South Korea, asked about "Corona19."

Source: Summer 2020 Global Attitudes Survey. Q10a.

"U.S. Image Plummets Internationally as Most Say Country Has Handled Coronavirus Badly"

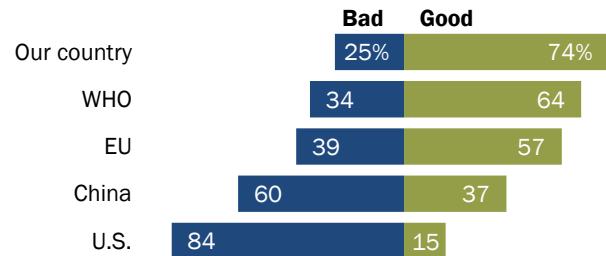
PEW RESEARCH CENTER

These numbers are particularly low when compared to how publics think other countries and organizations have handled the outbreak. Consistently, the shares who think the U.S. has responded well to the virus are surpassed by those who think the same of China, the EU, the WHO and their own country. Only in Japan does the comparison between the U.S. and China coronavirus response come close: 15% think the U.S. has done a good job dealing with the outbreak and 16% think the same of China.

In most countries, at least half or more believe their country has done a good job dealing with the virus. However, [the U.S. and UK are notable outliers](#), with 47% and 46% of people in each country, respectively, saying their nation has done at least a somewhat good job dealing with the outbreak.

Poor marks for America's response to coronavirus outbreak

% who say each has done a ___ job dealing with the coronavirus outbreak



Note: Percentages are medians based on 13 countries. Those who did not answer are not shown.

Source: Summer 2020 Global Attitudes Survey. Q10a-e.

"U.S. Image Plummets Internationally as Most Say Country Has Handled Coronavirus Badly"

PEW RESEARCH CENTER

Attitudes toward political parties also impact assessments of the U.S.'s handling of the virus. Those who hold favorable views of right-wing populist parties are more likely than those who hold unfavorable views to think the U.S. has dealt with the virus effectively. The differences between supporters and nonsupporters on this mark are sharp: Across all 11 right-wing parties surveyed, there are double-digit gaps in views of the American response to the outbreak.

Political ideology also influences how people assess the American response to the outbreak in roughly half of the countries surveyed. In Spain, Germany, Canada, Italy, the UK, France and Belgium, those who identify as being on the right of the ideological spectrum are significantly more likely than those on the left to positively assess the U.S.'s efforts to curtail the virus.

Those with favorable views of right-wing populist parties more approving of U.S. handling of virus

*% who say the United States has done a **good job** dealing with the coronavirus outbreak*

<i>Among those who ...</i>		Do not support	Support	Diff
		%	%	
Spain	Vox	14	36	+22
Netherlands	Party for Freedom (PVV)	8	27	+19
Germany	Alternative for Germany (AfD)	6	25	+19
Italy	Lega	13	30	+17
Italy	Forza Italia	13	30	+17
France	National Rally	11	28	+17
Netherlands	Forum for Democracy (FvD)	9	26	+17
Belgium	Flemish Interest	7	24	+17
UK	Brexit Party	12	28	+16
Denmark	Danish People's Party	3	14	+11
Sweden	Sweden Democrats	12	22	+10

Note: All differences shown are statistically significant. "Support" percentages represent respondents who have a favorable view of each party. "Do not support" percentages represent respondents who have an unfavorable view of each party. For more information on European populist parties, see Appendix.

Source: Summer 2020 Global Attitudes Survey, Q10a.

"U.S. Image Plummets Internationally as Most Say Country Has Handled Coronavirus Badly"

PEW RESEARCH CENTER

Few in Europe name the U.S. as the world's leading economic power, but most in South Korea and Japan do

A median of 34% across the 13 countries surveyed believe the U.S. is the world's leading economic power, while almost half (48%) say the same of China.

South Korea and Japan – the two nations geographically closest to China among those surveyed – are the only countries where the U.S. is the most common choice for the leading economic power. In Australia, Canada and the European countries surveyed, China is the top choice.

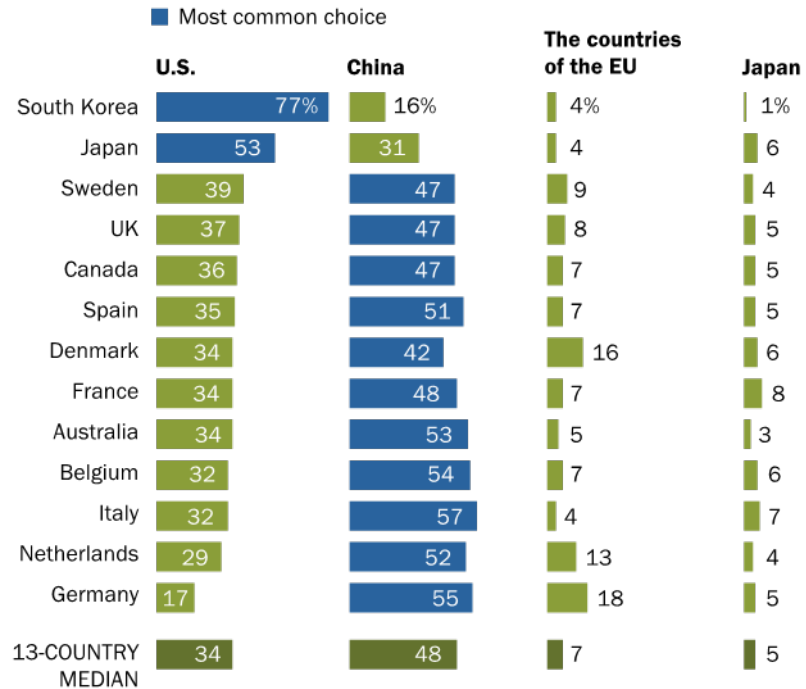
Overall, very few say the countries of the European Union are the world's leading economic power, though 18% in Germany and 16% in Denmark hold this view.

[Previous surveys](#) have found

that the U.S. tends to be the most common choice in Latin America, Africa and the Middle East. But in Canada, Europe and parts of the Asia-Pacific, more have chosen China – consistent with the pattern of findings in the current survey. Overall, ratings have not changed significantly in most countries since 2019, despite the drastic economic challenges spurred by the coronavirus pandemic.

South Korea, Japan see U.S. as world's leading economic power; Europeans say it's China

% who say ___ is the world's leading economic power



Note: Volunteered "other," "none/there is no leading power" and those who did not answer are not shown.

Source: Summer 2020 Global Attitudes Survey, Q14.

"U.S. Image Plummet Internationally as Most Say Country Has Handled Coronavirus Badly"

PEW RESEARCH CENTER

Confidence in President Trump is low, similar to his first year in office

As the U.S. presidential election approaches, very few polled in Canada, Europe or the Asia-Pacific have confidence in Donald Trump to do the right thing regarding international affairs. Across the 13 countries surveyed, a median of 16% have confidence in the American president.

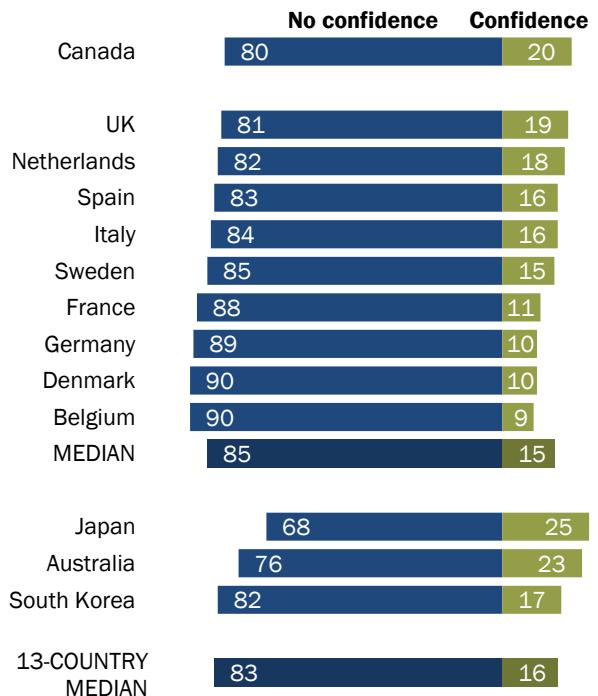
Just one-in-five or fewer in Canada and Western Europe trust the president to do what is right. In Belgium, Denmark, Germany and France, roughly one-in-ten have confidence in Trump.

The countries surveyed with the highest confidence in Trump are both in the Asia-Pacific region, and ratings in these countries are still very low. Roughly one-quarter of people in Australia and Japan believe the president will do the right thing in international affairs.

In [previous years](#), confidence in Trump has been relatively higher in some countries such as India, Israel, Kenya, Nigeria and the Philippines, but due to the coronavirus outbreak, [interviewing is not currently possible](#) in countries such as these where we typically conduct face-to-face interviews.

Little confidence in President Trump's handling of world affairs

% who have ___ in U.S. President Donald Trump to do the right thing regarding world affairs



Note: Those who did not answer are not shown.

Source: Summer 2020 Global Attitudes Survey. Q15a.

"U.S. Image Plummets Internationally as Most Say Country Has Handled Coronavirus Badly"

PEW RESEARCH CENTER

There has been some variability in Trump's confidence ratings over the last few years, but overall, current ratings are consistent with those at the start of his presidency in 2017. Italy (9 percentage point decrease) and Australia (-6 points) are the only countries where confidence in Trump has decreased since he first took office. In contrast, Spaniards have more confidence in Trump now (16%) than they did four years ago, when they had one of the lowest levels of confidence measured (7%).

Confidence in U.S. presidents

% who have **confidence** in U.S. President ___ to do the right thing regarding world affairs

	George W. Bush						Barack Obama								Donald Trump				'19-'20 change
	'01 %	'03 %	'05 %	'06 %	'07 %	'08 %	'09 %	'10 %	'11 %	'12 %	'13 %	'14 %	'15 %	'16 %	'17 %	'18 %	'19 %	'20 %	
South Korea	-	36	-	-	22	30	81	75	-	-	77	84	88	-	17	44	46	17	▼29
Italy	33	43	-	-	30	-	-	-	-	73	76	75	77	68	25	27	32	16	▼16
UK	30	51	38	30	24	16	86	84	75	80	72	74	76	79	22	28	32	19	▼13
Australia	-	59	-	-	-	23	-	-	-	-	77	-	81	84	29	32	35	23	▼12
Japan	-	-	-	32	35	25	85	76	81	74	70	60	66	78	24	30	36	25	▼11
France	20	20	25	15	14	13	91	87	84	86	83	83	83	84	14	9	20	11	▼9
Canada	-	59	40	-	28	-	88	-	-	-	81	-	76	83	22	25	28	20	▼8
Netherlands	-	-	39	-	-	-	-	-	-	-	-	-	-	92	17	19	25	18	▼7
Spain	-	26	18	7	7	8	72	69	67	61	54	58	58	75	7	7	21	16	-5
Sweden	-	-	-	-	21	-	-	-	-	-	-	-	-	93	10	17	18	15	-3
Germany	51	33	30	25	19	14	93	90	88	87	88	71	73	86	11	10	13	10	-3
Denmark	-	-	-	-	-	-	-	-	-	-	-	-	-	-	-	-	-	10	-
Belgium	-	-	-	-	-	-	-	-	-	-	-	-	-	-	-	-	-	9	-

Note: Statistically significant differences shown in **bold**. In Italy, 2020 survey was conducted by telephone; surveys were conducted face-to-face in 2007-2019.

Source: Summer 2020 Global Attitudes Survey. Q15a.

"U.S. Image Plummets Internationally as Most Say Country Has Handled Coronavirus Badly"

PEW RESEARCH CENTER

Trust in the American president is low across most demographic groups, but men, people with less education and those on the right of the ideological spectrum tend to have more confidence in Trump's handling of world affairs than their counterparts.

There is a significant gender gap in confidence in 10 of the 13 countries surveyed. This gap is largest in Japan, where 31% of men, compared with 19% of women, trust Trump. The educational divide is relatively small, but significant in seven countries. In Australia, the UK, Italy, Canada, Sweden, the Netherlands and France, those with less than a secondary education have more confidence in Trump than those with more education.

Relative to the gender and educational differences, ideological differences are greater when evaluating confidence in Trump. The largest ideological divide is in Australia. Roughly four-in-ten Australians on the ideological right have confidence in Trump's handling of global affairs, compared with only about one-in-ten of those on the left. A similar pattern can be seen in every country surveyed except France.

Mirroring the ideological divide, people who have a favorable opinion of right-wing populist parties in Europe also have more trust in the U.S. president than those with an unfavorable view of these parties. In Spain, supporters of the right-wing party Vox (45%) are more than six times as likely to express confidence in Trump as nonsupporters (7%). Backers of the Alternative for Germany party (AfD) are almost seven times as likely non-backers to trust that Trump will do the right thing in world affairs (34% vs. 5%, respectively).

Confidence in world leaders

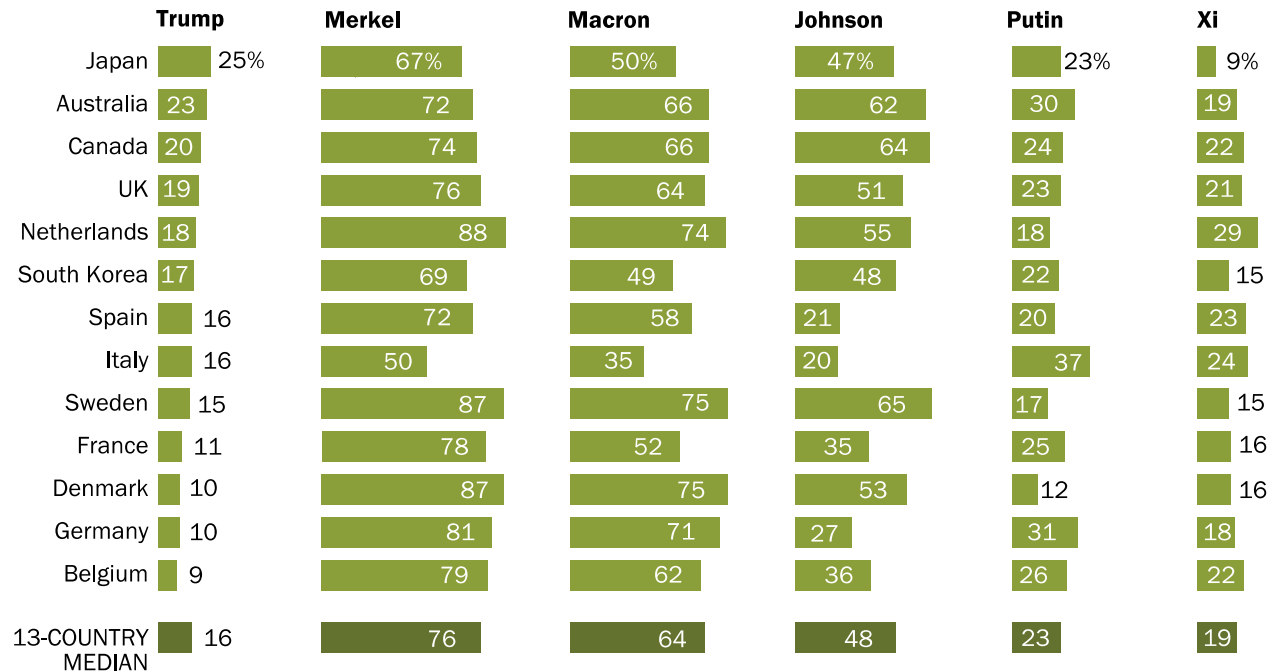
The survey also asked about confidence in five other world leaders: German Chancellor Angela Merkel, French President Emmanuel Macron, British Prime Minister Boris Johnson, Russian President Vladimir Putin and Chinese President Xi Jinping. Trump is the least trusted among these six leaders.

Xi also receives relatively negative ratings across the board. Confidence in the Chinese president is particularly low in Japan (9%), where people are more likely to trust Trump than Xi. About three-in-ten in the Netherlands trust Xi, the highest share among the countries surveyed. Confidence in Xi has also decreased since the previous year in 10 countries.

A median of 23% trust Putin's approach to international affairs. Very few in Denmark, Sweden and the Netherlands hold this view, while Italians are the most likely among countries polled to have confidence in the Russian president.

Confidence in world leaders

% who have **confidence** in ___ to do the right thing regarding world affairs



Source: Summer 2020 Global Attitudes Survey. Q15a-f.

"U.S. Image Plummets Internationally as Most Say Country Has Handled Coronavirus Badly"

PEW RESEARCH CENTER

People are roughly split in their views of Johnson; a 13-country median of 48% have confidence in the British leader when it comes to world affairs, while 46% do not. Britons are similarly divided in their opinions of their prime minister. Majorities in Sweden, Canada, Australia and the Netherlands express trust in Johnson, while very few in Spain and Italy agree.

Roughly half or more in 12 of the 13 countries surveyed expect Macron to do the right thing in international affairs. The exception is Italy, where just 35% voice confidence in the French president. In his own country, 52% express confidence in Macron.

Merkel is the most trusted world leader asked about in the survey and has held that spot since 2017, when Trump succeeded Obama as U.S. president. At least half in every country surveyed have confidence in the German leader when it comes to her handling of international affairs. Just under 90% in the Netherlands, Sweden and Denmark express confidence in Merkel, slightly higher than the 81% of Germans who trust their leader to do the right thing.

As is the case for ratings for the U.S. president, people who support right-wing populist parties in Europe are more likely to express confidence in Putin and Johnson than people who do not support these parties. The opposite pattern is true for Merkel and Macron; backers of populist parties in Europe tend to have less confidence in the leaders of Germany and France.

Acknowledgments

This report is a collaborative effort based on the input and analysis of the following individuals.

Richard Wike, *Director, Global Attitudes Research*

Janell Fetterolf, *Research Associate*

Mara Mordecai, *Research Assistant*

James Bell, *Vice President, Global Strategy*

Alexandra Castillo, *Research Methodologist*

Aidan Connaughton, *Research Assistant*

Stefan S. Cornibert, *Communications Manager*

Claudia Deane, *Vice President, Research*

Kat Devlin, *Research Associate*

Moira Fagan, *Research Analyst*

Shannon Greenwood, *Digital Producer*

Christine Huang, *Research Analyst*

Michael Keegan, *Senior Information Graphics Designer*

David Kent, *Senior Copy Editor*

Nicholas O. Kent, *Research Assistant*

Gar Meng Leong, *Communications Associate*

Clark Letterman, *Senior Survey Manager*

Gracie Martinez, *Administrative Coordinator*

Martha McRoy, *Research Methodologist*

J.J. Moncus, *Research Assistant*

Patrick Moynihan, *Associate Director, International Research Methods*

Julia O'Hanlon, *Communications Associate*

Stacy Pancratz, *Research Methodologist*

Jacob Poushter, *Associate Director, Global Attitudes Research*

Shannon Schumacher, *Research Associate*

Laura Silver, *Senior Researcher*

Methodology

About Pew Research Center's Summer 2020 Global Attitudes Survey

Results for the survey are based on telephone interviews conducted under the direction of Gallup. The results are based on national samples, unless otherwise noted. More details about our international survey methodology and country-specific sample designs are [available here](#).

Appendix: Classifying European political parties

Classifying parties as populist

Although experts generally agree that populist political leaders or parties display high levels of anti-elitism, definitions of populism vary. We use three measures to classify populist parties: anti-elite ratings from the [2019 Chapel Hill Expert Survey \(CHES\)](#), Norris' [Global Party Survey](#) and [The PopuList](#). We define a party as populist when at least two of these three measures classify it as such.

CHES, which was conducted from February to May 2020, asked 421 political scientists specializing in political parties and European integration to evaluate the 2019 positions of 277 European political parties across all European Union member states. CHES results are regularly used by academics to classify parties with regard to their left-right ideological leanings, their key party platform positions and their degree of populism, among other things.

We measure anti-elitism using an average of two variables in the CHES data. First, we used “PEOPLE_VS_ELITE,” which asked the experts to measure the parties with regard to their position on direct vs. representative democracy, where 0 means that the parties support elected officeholders making the most important decisions and 10 means that “the people,” not politicians, should make the most important decisions. Second, we used “ANTIELITE_SALIENCE,” which is a measure of the salience of anti-establishment and anti-elite rhetoric for that particular party, with 0 meaning not at all salient and 10 meaning extremely salient. The average of these two measures is shown in the table below as “anti-elitism.” In all countries, we consider parties that score above a 7.0 as “populist.”

The [Global Party Survey](#), which was conducted from November to December 2019, asked 1,861 experts on political parties, public opinion, elections and legislative behavior to evaluate the ideological values, issue position and populist rhetoric of parties in countries on which they are an expert, classifying a total of 1,051 parties in 163 countries. We used “TYPE_POPULISM,” which categorizes populist rhetoric by parties. We added only “strongly populist” parties using this measure. In Italy, experts were asked to categorize the Center-Right coalition instead of individual parties within the coalition. The coalition includes Lega and Forza Italia. For both parties, we have used the coalition rating of “strongly populist.”

The PopuList is an ongoing project to classify European political parties as populist, far right, far left and/or euroskeptic. [The project](#) specifically looks at parties that “obtained at least 2% of the vote in at least one national parliamentary election since 1998.” It is based on collaboration

between academic experts and journalists. The PopuList classifies parties that emphasize the will of the people against the elite as populist.¹

The Brexit Party in the UK is only classified as populist on one measure but is still included for analysis in the report. It is not included in the PopuList and does not meet our anti-elite CHES threshold of 7.0, but is considered a right-wing populist party by the Global Party Survey and [other experts](#).

Classifying parties as left, right or center

We can further classify these traditional and populist parties into three groups: left, right and center. When classifying parties based on ideology, we relied on the variable “LRGEN” in the CHES dataset, which asked experts to rate the positions of each party in terms of its overall ideological stance, with 0 meaning extreme left, 5 meaning center and 10 meaning extreme right. We define left parties as those that score below 4.5 and right parties as those above 5.5. Center parties have ratings between 4.5 and 5.5.

¹ Mudde, Cas. 2004. [“The Populist Zeitgeist.”](#) Government and Opposition.

European populist party classifications

Party	Country	2019 Left-right	2019 Anti-elitism	2019 Global Party Survey	The PopuList
Populist parties on the left					
La France Insoumise	France	1.3	8.3	Strongly populist	Populist
Podemos	Spain	1.9	7.7	--	Populist
Populist parties in the center					
Five Star Movement (M5S)	Italy	4.8	9.2	Strongly populist	Populist
Populist parties on the right					
Danish People's Party	Denmark	6.9	5.7	Strongly populist	Populist
Forza Italia	Italy	6.9	4.1	Strongly populist	Populist
Brexit Party	UK	8.2	5.3	Strongly populist	--
Sweden Democrats	Sweden	8.5	7.5	Strongly populist	Populist
Party for Freedom (PVV)	Netherlands	8.7	9.5	Strongly populist	Populist
Lega	Italy	8.8	7.6	Strongly populist	Populist
Alternative for Germany (AfD)	Germany	9.2	9.0	Strongly populist	Populist
Forum for Democracy (FvD)	Netherlands	9.5	9.7	--	Populist
Flemish Interest	Belgium	9.6	8.5	Strongly populist	Populist
Vox	Spain	9.7	4.1	Strongly populist	Populist
National Rally	France	9.8	8.6	Strongly populist	Populist

Notes: Left-right indicates the average score CHES experts gave each party on an 11-point left-right scale. Scores for anti-elitism are an average of party position on direct vs. representative democracy and the salience of anti-elite rhetoric within the party.

Source: CHES (2019). Global Party Survey (2019). The PopuList (2019).

PEW RESEARCH CENTER

Topline questionnaire

Pew Research Center
Summer 2020 Global Attitudes Survey
September 15, 2020 Release

Methodological notes:

- Survey results are based on national samples. For further details on sample designs, see Methodology section and our [international survey methods database](#).
- Due to rounding, percentages may not total 100%. The topline “total” columns show 100%, because they are based on unrounded numbers.
- Since 2007, Pew Research Center has used an automated process to generate toplines for its Global Attitudes surveys. As a result, numbers may differ slightly from those published prior to 2007.
- In 2020, the Italy survey was conducted by telephone; surveys were conducted face-to-face in 2002 and 2007-2019.
- Not all questions included in the Summer 2020 Global Attitudes Survey are presented in this topline. Omitted questions have either been previously released or will be released in future reports.

		Q8a. Please tell me if you have a very favorable, somewhat favorable, somewhat unfavorable, or very unfavorable opinion of _____. a. The United States					
		Very favorable	Somewhat favorable	Somewhat unfavorable	Very unfavorable	DK/Refused	Total
Canada	Summer, 2020	8	27	35	27	3	100
	Spring, 2019	10	41	30	17	3	100
	Spring, 2018	7	32	31	25	4	100
	Spring, 2017	7	36	30	21	5	100
	Spring, 2016	12	53	22	8	6	100
	Spring, 2015	14	54	21	5	6	100
	Spring, 2013	9	55	24	6	6	100
	Spring, 2009	15	53	22	6	4	100
	Spring, 2007	12	43	28	14	3	100
	Spring, 2005	18	41	25	12	3	100
	May, 2003	24	39	21	13	3	100
Summer, 2002	24	48	19	8	3	100	
Belgium	Summer, 2020	3	21	33	42	1	100
Denmark	Summer, 2020	7	27	42	23	1	100
France	Summer, 2020	3	28	42	25	2	100
	Spring, 2019	8	40	35	13	4	100
	Spring, 2018	4	34	37	23	2	100
	Spring, 2017	5	41	34	18	2	100
	Spring, 2016	6	57	25	6	6	100
	Spring, 2015	10	63	20	7	0	100
	Spring, 2014	10	65	18	7	0	100
	Spring, 2013	7	57	27	9	0	100
	Spring, 2012	7	62	24	7	0	100
	Spring, 2011	7	68	22	4	0	100
	Spring, 2010	5	68	21	5	0	100
	Spring, 2009	8	67	20	5	0	100
	Spring, 2008	4	38	39	18	0	100
	Spring, 2007	5	34	44	16	0	100
	Spring, 2006	2	37	43	17	1	100
	Spring, 2005	3	40	42	15	0	100
	Spring, 2004	6	31	42	20	2	100
May, 2003	8	34	38	19	1	100	
March, 2003	6	25	45	22	2	100	
Summer, 2002	8	54	26	8	3	100	

		Q8a. Please tell me if you have a very favorable, somewhat favorable, somewhat unfavorable, or very unfavorable opinion of _____. a. The United States					
		Very favorable	Somewhat favorable	Somewhat unfavorable	Very unfavorable	DK/Refused	Total
Germany	Summer, 2020	5	21	46	24	4	100
	Spring, 2019	5	34	44	13	3	100
	Spring, 2018	3	27	50	16	3	100
	Spring, 2017	3	32	50	12	3	100
	Spring, 2016	5	52	32	6	6	100
	Spring, 2015	2	48	36	9	4	100
	Spring, 2014	4	47	39	8	3	100
	Spring, 2013	5	48	36	4	6	100
	Spring, 2012	6	46	39	5	4	100
	Spring, 2011	4	58	32	3	3	100
	Spring, 2010	5	58	31	4	3	100
	Spring, 2009	4	60	26	7	3	100
	Spring, 2008	3	28	53	13	4	100
	Spring, 2007	2	28	47	19	4	100
	Spring, 2006	2	35	46	14	3	100
	Spring, 2005	4	38	44	10	5	100
	Spring, 2004	3	35	49	10	3	100
	May, 2003	6	39	42	12	1	100
	March, 2003	4	21	41	30	4	100
	Summer, 2002	9	51	31	4	4	100
Italy	Summer, 2020	9	36	32	23	1	100
	Spring, 2019	13	49	23	9	7	100
	Spring, 2018	8	44	30	9	9	100
	Spring, 2017	8	53	25	6	8	100
	Spring, 2016	13	59	16	7	5	100
	Spring, 2015	26	57	11	3	2	100
	Spring, 2014	18	60	14	4	4	100
	Spring, 2013	20	56	13	3	8	100
	Spring, 2012	14	60	17	5	5	100
	Spring, 2007	6	47	28	10	9	100
	May, 2003	13	47	27	11	2	100
	March, 2003	8	26	33	26	8	100
	Summer, 2002	13	57	18	5	7	100
Netherlands	Summer, 2020	5	25	39	30	1	100
	Spring, 2019	6	40	35	17	2	100
	Spring, 2018	5	29	42	20	4	100
	Spring, 2017	4	33	43	16	4	100
	Spring, 2016	7	58	24	5	6	100
	Spring, 2005	5	40	40	14	2	100

		Q8a. Please tell me if you have a very favorable, somewhat favorable, somewhat unfavorable, or very unfavorable opinion of _____. a. The United States					
		Very favorable	Somewhat favorable	Somewhat unfavorable	Very unfavorable	DK/Refused	Total
Spain	Summer, 2020	14	26	36	22	2	100
	Spring, 2019	17	35	27	16	4	100
	Spring, 2018	13	29	30	24	4	100
	Spring, 2017	8	23	37	23	10	100
	Spring, 2016	16	43	19	7	14	100
	Spring, 2015	15	50	21	6	8	100
	Spring, 2014	9	51	29	5	6	100
	Spring, 2013	17	45	22	7	9	100
	Spring, 2012	15	43	22	10	10	100
	Spring, 2011	14	50	22	7	6	100
	Spring, 2010	8	53	23	5	11	100
	Spring, 2009	7	51	22	6	14	100
	Spring, 2008	2	31	33	22	12	100
	Spring, 2007	2	32	32	28	6	100
	Spring, 2006	4	19	37	36	5	100
	Spring, 2005	14	27	34	16	9	100
	May, 2003	8	30	29	26	6	100
	March, 2003	3	11	35	39	12	100
Sweden	Summer, 2020	6	27	43	22	1	100
	Spring, 2019	7	38	39	12	3	100
	Spring, 2018	8	36	40	10	5	100
	Spring, 2017	5	40	40	11	4	100
	Spring, 2016	12	57	24	4	2	100
	Spring, 2007	9	37	37	12	6	100
United Kingdom	Summer, 2020	9	32	34	22	3	100
	Spring, 2019	16	41	28	12	4	100
	Spring, 2018	12	38	27	16	8	100
	Spring, 2017	13	37	28	12	10	100
	Spring, 2016	14	47	20	6	12	100
	Spring, 2015	16	49	17	7	11	100
	Spring, 2014	13	53	19	8	7	100
	Spring, 2013	10	48	22	8	12	100
	Spring, 2012	10	50	24	7	9	100
	Spring, 2011	12	49	22	6	12	100
	Spring, 2010	14	51	18	6	10	100
	Spring, 2009	13	56	14	6	10	100
	Spring, 2008	8	45	25	12	10	100
	Spring, 2007	9	42	29	13	7	100
	Spring, 2006	11	45	20	13	11	100
	Spring, 2005	13	42	27	11	7	100
	Spring, 2004	15	43	24	10	8	100
	May, 2003	18	52	14	12	5	100
March, 2003	14	34	24	16	11	100	
Summer, 2002	27	48	12	4	9	100	

		Q8a. Please tell me if you have a very favorable, somewhat favorable, somewhat unfavorable, or very unfavorable opinion of _____. a. The United States					
		Very favorable	Somewhat favorable	Somewhat unfavorable	Very unfavorable	DK/Refused	Total
Australia	Summer, 2020	7	26	38	26	3	100
	Spring, 2019	8	42	30	15	5	100
	Spring, 2018	9	45	29	13	4	100
	Spring, 2017	9	39	30	18	4	100
	Spring, 2016	10	50	28	6	6	100
	Spring, 2015	12	51	22	6	8	100
	Spring, 2013	9	57	22	8	4	100
	Spring, 2008	6	40	34	14	6	100
	May, 2003	16	43	27	11	3	100
Japan	Summer, 2020	4	37	41	13	5	100
	Spring, 2019	8	60	26	4	2	100
	Spring, 2018	8	59	25	4	4	100
	Spring, 2017	6	51	33	6	4	100
	Spring, 2016	10	62	21	2	5	100
	Spring, 2015	8	60	25	4	3	100
	Spring, 2014	6	60	28	2	3	100
	Spring, 2013	8	61	26	3	3	100
	Spring, 2012	12	60	22	5	2	100
	Spring, 2011	26	59	13	1	1	100
	Spring, 2010	7	59	28	4	2	100
	Spring, 2009	6	53	34	3	3	100
	Spring, 2008	4	46	41	7	2	100
	Spring, 2007	8	53	33	3	3	100
	Spring, 2006	8	55	29	6	3	100
Summer, 2002	13	59	23	3	2	100	
South Korea	Summer, 2020	6	53	31	8	2	100
	Spring, 2019	10	67	19	2	2	100
	Spring, 2018	9	71	16	2	2	100
	Spring, 2017	7	68	22	1	2	100
	Spring, 2015	9	75	13	1	2	100
	Spring, 2014	8	74	15	2	1	100
	Spring, 2013	8	70	18	2	2	100
	Spring, 2010	9	70	16	2	4	100
	Spring, 2009	4	74	17	2	3	100
	Spring, 2008	4	66	25	3	2	100
	Spring, 2007	3	55	33	5	5	100
	May, 2003	3	43	39	11	4	100
Summer, 2002	4	48	37	7	3	100	

		Q10a. Would you say that each of the following has done a very good, somewhat good, somewhat bad, or very bad job dealing with the coronavirus outbreak? a. The United States					
		Very good	Somewhat good	Somewhat bad	Very bad	DK/Refused	Total
Canada	Summer, 2020	2	14	26	57	1	100
Belgium	Summer, 2020	1	10	23	64	2	100
Denmark	Summer, 2020	1	6	38	54	0	100
France	Summer, 2020	3	12	33	51	2	100
Germany	Summer, 2020	3	6	37	51	3	100
Italy	Summer, 2020	2	16	31	50	0	100
Netherlands	Summer, 2020	1	13	32	53	1	100
Spain	Summer, 2020	5	15	26	55	0	100
Sweden	Summer, 2020	1	14	44	39	2	100
United Kingdom	Summer, 2020	4	12	30	53	1	100
Australia	Summer, 2020	2	12	25	60	2	100
Japan	Summer, 2020	1	14	49	30	5	100
South Korea	Summer, 2020	0	6	27	66	1	100

		Q10b. Would you say that each of the following has done a very good, somewhat good, somewhat bad, or very bad job dealing with the coronavirus outbreak? b. China					
		Very good	Somewhat good	Somewhat bad	Very bad	DK/Refused	Total
Canada	Summer, 2020	7	29	28	33	3	100
Belgium	Summer, 2020	8	32	26	32	2	100
Denmark	Summer, 2020	4	22	40	32	1	100
France	Summer, 2020	8	36	28	26	2	100
Germany	Summer, 2020	7	34	33	23	4	100
Italy	Summer, 2020	15	36	20	29	1	100
Netherlands	Summer, 2020	7	35	28	28	2	100
Spain	Summer, 2020	15	34	18	32	0	100
Sweden	Summer, 2020	4	29	34	31	3	100
United Kingdom	Summer, 2020	7	30	26	34	2	100
Australia	Summer, 2020	5	20	27	46	1	100
Japan	Summer, 2020	1	15	33	46	5	100
South Korea	Summer, 2020	3	17	24	55	1	100

		Q10c. Would you say that each of the following has done a very good, somewhat good, somewhat bad, or very bad job dealing with the coronavirus outbreak? c. (Survey country)					
		Very good	Somewhat good	Somewhat bad	Very bad	DK/Refused	Total
Canada	Summer, 2020	35	53	8	3	0	100
Belgium	Summer, 2020	12	49	26	13	0	100
Denmark	Summer, 2020	46	49	3	2	0	100
France	Summer, 2020	6	53	26	15	0	100
Germany	Summer, 2020	38	50	9	3	1	100
Italy	Summer, 2020	18	56	14	11	0	100
Netherlands	Summer, 2020	34	53	10	3	0	100
Spain	Summer, 2020	16	38	21	26	0	100
Sweden	Summer, 2020	18	53	18	11	1	100
United Kingdom	Summer, 2020	11	35	30	24	0	100
Australia	Summer, 2020	53	41	5	1	0	100
Japan	Summer, 2020	5	50	37	6	2	100
South Korea	Summer, 2020	40	46	10	4	0	100

		Q10d. Would you say that each of the following has done a very good, somewhat good, somewhat bad, or very bad job dealing with the coronavirus outbreak? d. The European Union					
		Very good	Somewhat good	Somewhat bad	Very bad	DK/Refused	Total
Canada	Summer, 2020	10	55	22	6	7	100
Belgium	Summer, 2020	6	45	31	16	2	100
Denmark	Summer, 2020	7	59	27	5	3	100
France	Summer, 2020	5	52	28	11	3	100
Germany	Summer, 2020	10	58	24	6	2	100
Italy	Summer, 2020	5	49	26	20	1	100
Netherlands	Summer, 2020	8	60	24	6	3	100
Spain	Summer, 2020	16	49	22	13	0	100
Sweden	Summer, 2020	4	52	33	6	4	100
United Kingdom	Summer, 2020	10	54	22	12	2	100
Australia	Summer, 2020	5	41	35	10	10	100
Japan	Summer, 2020	3	31	42	10	14	100
South Korea	Summer, 2020	1	18	48	30	3	100

		Q10e. Would you say that each of the following has done a very good, somewhat good, somewhat bad, or very bad job dealing with the coronavirus outbreak? e. The World Health Organization, or WHO					
		Very good	Somewhat good	Somewhat bad	Very bad	DK/Refused	Total
Canada	Summer, 2020	17	50	19	12	2	100
Belgium	Summer, 2020	11	50	25	12	2	100
Denmark	Summer, 2020	13	61	20	4	2	100
France	Summer, 2020	10	52	23	13	3	100
Germany	Summer, 2020	13	53	20	10	5	100
Italy	Summer, 2020	13	41	22	23	0	100
Netherlands	Summer, 2020	12	54	21	9	4	100
Spain	Summer, 2020	20	47	16	16	1	100
Sweden	Summer, 2020	14	59	19	6	3	100
United Kingdom	Summer, 2020	15	49	22	12	2	100
Australia	Summer, 2020	13	41	27	16	4	100
Japan	Summer, 2020	2	22	41	26	9	100
South Korea	Summer, 2020	1	18	39	41	2	100

		Q14. Today, which one of the following do you think is the world's leading economic power?							
		The United States	China	Japan	The countries of the European Union	Other (DO NOT READ)	None/There is no leading economic power (DO NOT READ)	DK/Refused	Total
Canada	Summer, 2020	36	47	5	7	0	1	4	100
	Spring, 2019	37	48	6	6	1	0	2	100
	Spring, 2018	32	50	5	9	0	1	3	100
	Spring, 2017	32	42	9	11	0	0	6	100
	Spring, 2016	40	42	4	7	1	1	6	100
	Spring, 2015	34	46	6	8	1	1	5	100
	Spring, 2013	28	56	5	3	0	1	7	100
	Spring, 2009	35	37	7	11	1	1	8	100
Belgium	Summer, 2020	32	54	6	7	0	0	1	100
Denmark	Summer, 2020	34	42	6	16	1	0	1	100
France	Summer, 2020	34	48	8	7	1	0	2	100
	Spring, 2019	36	48	5	8	0	0	3	100
	Spring, 2018	45	41	5	8	0	0	0	100
	Spring, 2017	37	47	7	7	0	0	2	100
	Spring, 2016	41	44	8	5	0	0	2	100
	Spring, 2015	40	49	5	5	0	0	0	100
	Spring, 2014	37	51	7	5	0	0	0	100
	Spring, 2013	34	53	7	5	0	0	0	100
	Spring, 2012	29	57	7	6	0	0	0	100
	Spring, 2011	42	47	5	6	0	0	0	100
	Spring, 2010	41	47	5	7	0	0	0	100
	Spring, 2009	45	35	7	13	0	0	0	100
Spring, 2008	44	31	10	14	0	0	1	100	
Germany	Summer, 2020	17	55	5	18	0	1	4	100
	Spring, 2019	24	53	6	14	0	1	3	100
	Spring, 2018	19	53	4	21	0	0	3	100
	Spring, 2017	24	41	5	25	0	1	4	100
	Spring, 2016	34	30	5	25	1	0	5	100
	Spring, 2015	27	39	5	25	1	1	3	100
	Spring, 2014	20	49	6	23	0	0	3	100
	Spring, 2013	19	59	4	14	0	1	3	100
	Spring, 2012	13	62	5	17	0	1	2	100
	Spring, 2011	22	48	6	21	0	1	3	100
	Spring, 2010	18	51	8	19	0	0	4	100
	Spring, 2009	20	28	8	36	1	0	5	100
Spring, 2008	25	30	11	31	1	0	2	100	

		Q14. Today, which one of the following do you think is the world's leading economic power?							
		The United States	China	Japan	The countries of the European Union	Other (DO NOT READ)	None/There is no leading economic power (DO NOT READ)	DK/Refused	Total
Italy	Summer, 2020	32	57	7	4	0	0	0	100
	Spring, 2019	43	38	7	3	1	4	3	100
	Spring, 2018	40	33	7	3	1	7	8	100
	Spring, 2017	40	40	7	3	0	4	6	100
	Spring, 2016	43	32	9	5	0	5	5	100
	Spring, 2015	44	42	7	2	1	2	2	100
	Spring, 2014	47	39	4	1	1	4	3	100
	Spring, 2013	43	44	5	2	1	3	3	100
Netherlands	Spring, 2012	37	46	8	3	1	2	3	100
	Summer, 2020	29	52	4	13	0	0	2	100
	Spring, 2019	32	49	3	15	0	0	1	100
	Spring, 2018	36	46	3	12	0	0	3	100
	Spring, 2017	39	42	2	13	0	0	3	100
Spain	Spring, 2016	42	36	4	11	1	1	5	100
	Summer, 2020	35	51	5	7	0	0	1	100
	Spring, 2019	38	44	10	6	0	0	1	100
	Spring, 2018	34	44	11	7	1	0	3	100
	Spring, 2017	35	48	8	6	0	0	3	100
	Spring, 2016	40	39	8	8	1	1	3	100
	Spring, 2015	39	44	8	6	2	1	1	100
	Spring, 2014	31	49	10	6	1	1	2	100
	Spring, 2013	27	56	8	5	0	1	2	100
	Spring, 2012	26	57	9	5	0	1	2	100
	Spring, 2011	37	49	6	7	0	0	2	100
	Spring, 2010	40	34	12	8	0	0	5	100
Sweden	Spring, 2009	47	22	12	10	0	2	6	100
	Spring, 2008	42	24	9	20	0	1	5	100
	Spring, 2016	46	39	5	8	0	1	1	100
	Spring, 2017	40	42	3	9	0	0	6	100
	Spring, 2018	40	44	5	7	0	0	4	100
United Kingdom	Spring, 2019	37	43	5	9	0	0	5	100
	Spring, 2020	39	47	4	9	0	0	2	100
	Spring, 2017	31	46	7	9	1	0	6	100
	Spring, 2016	43	35	6	9	1	0	5	100
	Spring, 2015	39	41	5	8	1	1	4	100
	Spring, 2014	34	49	6	7	0	0	3	100
	Spring, 2013	33	53	4	4	1	0	5	100
	Spring, 2012	28	58	5	3	1	1	5	100
	Spring, 2011	33	47	5	7	0	0	7	100
	Spring, 2010	38	44	5	8	1	0	5	100
	Spring, 2009	46	34	5	7	0	1	6	100
	Spring, 2008	44	29	8	10	1	5	4	100
Australia	Spring, 2020	34	53	3	5	1	1	3	100
	Spring, 2019	32	51	6	6	1	1	3	100
	Spring, 2018	35	52	3	6	0	0	3	100
	Spring, 2017	29	58	3	5	2	1	2	100
	Spring, 2016	32	52	5	5	1	1	4	100
	Spring, 2015	31	57	2	5	0	1	4	100
Spring, 2013	28	61	2	3	1	1	4	100	
Spring, 2008	37	40	7	11	0	0	4	100	

		Q14. Today, which one of the following do you think is the world's leading economic power?							
		The United States	China	Japan	The countries of the European Union	Other (DO NOT READ)	None/There is no leading economic power (DO NOT READ)	DK/Refused	Total
Japan	Summer, 2020	53	31	6	4	0	1	4	100
	Spring, 2019	59	25	6	5	0	0	4	100
	Spring, 2018	58	29	4	5	0	0	3	100
	Spring, 2017	62	19	7	6	0	1	5	100
	Spring, 2016	61	24	6	6	0	1	3	100
	Spring, 2015	59	23	6	5	0	1	5	100
	Spring, 2014	59	23	4	7	0	1	5	100
	Spring, 2013	67	20	4	4	0	1	4	100
	Spring, 2012	45	43	3	5	0	2	3	100
	Spring, 2011	55	33	3	6	0	1	3	100
	Spring, 2010	40	50	2	4	0	1	2	100
Spring, 2009	58	21	6	7	0	2	6	100	
Spring, 2008	52	19	6	19	1	1	2	100	
South Korea	Summer, 2020	77	16	1	4	0	0	1	100
	Spring, 2019	82	12	1	3	1	0	1	100
	Spring, 2018	67	25	1	5	0	0	1	100
	Spring, 2017	66	27	1	3	0	0	2	100
	Spring, 2015	51	38	3	6	0	1	2	100
	Spring, 2014	60	32	1	5	0	0	2	100
	Spring, 2013	61	29	1	6	0	1	2	100
	Spring, 2010	77	15	1	5	1	1	1	100
	Spring, 2009	80	12	2	3	0	0	2	100
Spring, 2008	74	15	2	4	1	1	2	100	

		Q15a. For each, tell me how much confidence you have in each leader to do the right thing regarding world affairs – a lot of confidence, some confidence, not too much confidence, or no confidence at all. a. U.S. President Donald Trump					
		A lot of confidence	Some confidence	Not too much confidence	No confidence at all	DK/Refused	Total
Canada	Summer, 2020	5	15	13	67	1	100
	Spring, 2019	7	21	21	50	2	100
	Spring, 2018	7	18	19	56	1	100
	Spring, 2017	6	16	21	54	3	100
	Spring, 2016	3	11	11	69	6	100
Belgium	Summer, 2020	1	8	12	78	1	100
Denmark	Summer, 2020	3	7	20	70	0	100
France	Summer, 2020	2	9	13	75	1	100
	Spring, 2019	4	16	19	59	1	100
	Spring, 2018	1	8	21	69	0	100
	Spring, 2017	2	12	24	62	1	100
	Spring, 2016	1	8	14	71	6	100
Germany	Summer, 2020	4	6	10	79	1	100
	Spring, 2019	3	10	21	64	2	100
	Spring, 2018	2	8	21	69	0	100
	Spring, 2017	1	10	34	53	1	100
	Spring, 2016	1	5	15	74	5	100
Italy	Summer, 2020	5	11	34	50	0	100
	Spring, 2019	8	24	33	29	5	100
	Spring, 2018	4	23	37	33	4	100
	Spring, 2017	4	21	33	33	9	100
	Spring, 2016	5	16	24	35	20	100

		Q15a. For each, tell me how much confidence you have in each leader to do the right thing regarding world affairs – a lot of confidence, some confidence, not too much confidence, or no confidence at all. a. U.S. President Donald Trump					
		A lot of confidence	Some confidence	Not too much confidence	No confidence at all	DK/Refused	Total
Netherlands	Summer, 2020	4	14	19	63	1	100
	Spring, 2019	4	21	28	46	1	100
	Spring, 2018	3	16	31	50	1	100
	Spring, 2017	2	15	33	48	1	100
	Spring, 2016	1	6	18	71	4	100
Spain	Summer, 2020	6	10	22	61	0	100
	Spring, 2019	7	14	32	46	1	100
	Spring, 2018	1	6	24	69	0	100
	Spring, 2017	2	5	21	71	2	100
	Spring, 2016	1	7	20	64	8	100
Sweden	Summer, 2020	3	12	16	69	0	100
	Spring, 2019	4	14	26	55	1	100
	Spring, 2018	3	14	26	56	1	100
	Spring, 2017	1	9	24	66	1	100
	Spring, 2016	0	6	10	82	2	100
United Kingdom	Summer, 2020	7	12	16	65	1	100
	Spring, 2019	11	21	19	48	1	100
	Spring, 2018	7	21	24	46	2	100
	Spring, 2017	5	17	21	54	3	100
	Spring, 2016	4	8	14	71	3	100
Australia	Summer, 2020	8	15	16	60	1	100
	Spring, 2019	7	28	22	42	1	100
	Spring, 2018	7	25	24	42	1	100
	Spring, 2017	8	21	20	50	1	100
	Spring, 2016	2	9	14	73	2	100
Japan	Summer, 2020	5	20	38	30	6	100
	Spring, 2019	5	31	45	16	3	100
	Spring, 2018	3	27	48	18	5	100
	Spring, 2017	2	22	52	20	4	100
	Spring, 2016	2	7	33	49	9	100
South Korea	Summer, 2020	2	15	41	41	1	100
	Spring, 2019	6	40	39	13	1	100
	Spring, 2018	8	36	41	13	1	100
	Spring, 2017	3	14	48	30	6	100

In 2016, asked 'U.S. presidential candidate Donald Trump'.

		Q15b. For each, tell me how much confidence you have in each leader to do the right thing regarding world affairs – a lot of confidence, some confidence, not too much confidence, or no confidence at all. b. Chinese President Xi Jinping					
		A lot of confidence	Some confidence	Not too much confidence	No confidence at all	DK/Refused	Total
Canada	Summer, 2020	2	20	27	47	4	100
	Spring, 2019	4	29	28	32	7	100
	Spring, 2018	5	37	30	19	9	100
	Spring, 2017	3	27	29	22	19	100
Belgium	Summer, 2020	1	21	29	44	5	100
Denmark	Summer, 2020	3	13	31	51	2	100
France	Summer, 2020	2	14	24	56	4	100
	Spring, 2019	2	21	25	44	8	100
	Spring, 2018	1	25	33	36	4	100
	Spring, 2017	3	17	34	42	5	100
	Spring, 2014	5	32	33	28	2	100
Germany	Summer, 2020	2	16	32	46	4	100
	Spring, 2019	5	23	34	27	12	100
	Spring, 2018	3	27	34	26	11	100
	Spring, 2017	2	21	34	31	12	100
	Spring, 2014	1	24	39	23	12	100
Italy	Summer, 2020	4	20	42	33	1	100
	Spring, 2019	4	20	29	25	22	100
	Spring, 2018	1	13	30	34	22	100
	Spring, 2017	1	14	31	29	24	100
	Spring, 2014	1	14	30	34	21	100
Netherlands	Summer, 2020	2	27	29	41	2	100
	Spring, 2019	3	35	25	28	8	100
	Spring, 2018	2	33	39	18	8	100
	Spring, 2017	1	27	38	24	11	100
Spain	Summer, 2020	5	18	35	40	1	100
	Spring, 2019	5	23	37	29	6	100
	Spring, 2018	1	14	41	38	7	100
	Spring, 2017	1	9	40	38	12	100
	Spring, 2014	2	12	30	42	15	100
Sweden	Summer, 2020	1	14	26	56	2	100
	Spring, 2019	2	21	33	34	10	100
	Spring, 2018	2	27	34	28	8	100
	Spring, 2017	1	21	33	30	15	100
United Kingdom	Summer, 2020	4	17	29	47	3	100
	Spring, 2019	5	29	31	29	6	100
	Spring, 2018	8	31	31	18	11	100
	Spring, 2017	2	29	27	26	17	100
	Spring, 2014	7	27	26	18	21	100
Australia	Summer, 2020	3	16	27	52	3	100
	Spring, 2019	4	35	31	23	8	100
	Spring, 2018	5	37	29	18	10	100
	Spring, 2017	4	39	27	19	12	100
	Spring, 2016	4	35	21	16	24	100
	Spring, 2015	5	42	26	11	16	100

		Q15b. For each, tell me how much confidence you have in each leader to do the right thing regarding world affairs – a lot of confidence, some confidence, not too much confidence, or no confidence at all. b. Chinese President Xi Jinping					
		A lot of confidence	Some confidence	Not too much confidence	No confidence at all	DK/Refused	Total
Japan	Summer, 2020	0	9	31	53	6	100
	Spring, 2019	1	13	48	33	5	100
	Spring, 2018	2	15	44	32	7	100
	Spring, 2017	0	11	46	35	8	100
	Spring, 2016	1	11	39	40	10	100
	Spring, 2015	1	11	41	41	6	100
	Spring, 2014	0	6	43	44	7	100
South Korea	Summer, 2020	1	14	42	41	1	100
	Spring, 2019	1	24	51	23	1	100
	Spring, 2018	4	33	45	16	2	100
	Spring, 2017	4	34	45	9	7	100
	Spring, 2015	10	57	25	4	4	100
	Spring, 2014	7	50	32	5	5	100

		Q15c. For each, tell me how much confidence you have in each leader to do the right thing regarding world affairs – a lot of confidence, some confidence, not too much confidence, or no confidence at all. c. Russian President Vladimir Putin					
		A lot of confidence	Some confidence	Not too much confidence	No confidence at all	DK/Refused	Total
Canada	Summer, 2020	4	20	25	48	3	100
	Spring, 2019	6	23	29	39	3	100
	Spring, 2018	6	19	27	45	4	100
	Spring, 2017	3	16	25	49	7	100
	Spring, 2016	6	20	20	45	10	100
	Spring, 2015	2	15	31	45	6	100
	Spring, 2007	4	32	26	22	17	100
	May, 2003	6	48	21	13	13	100
Belgium	Summer, 2020	4	22	25	46	3	100
Denmark	Summer, 2020	2	10	26	61	0	100
France	Summer, 2020	7	18	24	48	2	100
	Spring, 2019	5	23	24	47	2	100
	Spring, 2018	5	15	32	47	1	100
	Spring, 2017	2	16	28	52	1	100
	Spring, 2016	4	16	30	48	2	100
	Spring, 2015	3	12	29	56	0	100
	Spring, 2014	4	12	26	59	0	100
	Spring, 2012	2	10	31	57	0	100
	Spring, 2008	1	16	30	52	1	100
	Spring, 2007	2	17	36	45	0	100
	Spring, 2006	2	22	33	43	1	100
	May, 2003	5	43	27	25	1	100
August, 2001	2	12	39	38	9	100	

		Q15c. For each, tell me how much confidence you have in each leader to do the right thing regarding world affairs – a lot of confidence, some confidence, not too much confidence, or no confidence at all. c. Russian President Vladimir Putin					
		A lot of confidence	Some confidence	Not too much confidence	No confidence at all	DK/Refused	Total
Germany	Summer, 2020	8	23	32	36	1	100
	Spring, 2019	8	28	30	31	2	100
	Spring, 2018	7	28	33	30	2	100
	Spring, 2017	5	20	39	35	1	100
	Spring, 2016	6	25	36	32	1	100
	Spring, 2015	5	18	36	40	2	100
	Spring, 2014	3	19	33	44	1	100
	Spring, 2012	4	18	39	38	2	100
	Spring, 2008	7	31	31	29	2	100
	Spring, 2007	5	27	37	29	2	100
	Spring, 2006	5	45	29	17	4	100
May, 2003	24	51	18	6	1	100	
August, 2001	4	37	31	24	4	100	
Italy	Summer, 2020	12	25	39	24	0	100
	Spring, 2019	8	30	33	20	8	100
	Spring, 2018	4	27	36	24	10	100
	Spring, 2017	3	23	37	27	10	100
	Spring, 2016	9	22	34	24	11	100
	Spring, 2015	2	16	43	34	5	100
	Spring, 2014	2	16	40	38	4	100
	Spring, 2012	2	15	38	35	10	100
	Spring, 2007	2	24	36	24	14	100
	May, 2003	5	39	35	12	8	100
	August, 2001	3	21	36	13	28	100
Netherlands	Summer, 2020	3	15	27	53	1	100
	Spring, 2019	3	21	24	51	2	100
	Spring, 2018	2	12	35	50	1	100
	Spring, 2017	2	10	28	59	1	100
	Spring, 2016	1	12	27	58	2	100
Spain	Summer, 2020	6	14	31	48	1	100
	Spring, 2019	6	15	40	37	2	100
	Spring, 2018	1	9	35	53	2	100
	Spring, 2017	0	8	38	50	3	100
	Spring, 2016	2	6	35	53	5	100
	Spring, 2015	1	5	44	48	3	100
	Spring, 2014	1	6	29	58	5	100
	Spring, 2012	2	8	42	45	4	100
	Spring, 2008	1	9	32	48	11	100
	Spring, 2007	2	5	33	43	17	100
	Spring, 2006	1	9	31	46	13	100
	May, 2003	5	26	24	33	13	100
Sweden	Summer, 2020	2	15	23	59	1	100
	Spring, 2019	2	15	31	50	2	100
	Spring, 2018	3	15	30	50	2	100
	Spring, 2017	1	11	29	58	1	100
	Spring, 2016	2	10	23	64	1	100
	Spring, 2007	1	22	37	31	9	100

		Q15c. For each, tell me how much confidence you have in each leader to do the right thing regarding world affairs – a lot of confidence, some confidence, not too much confidence, or no confidence at all. c. Russian President Vladimir Putin					
		A lot of confidence	Some confidence	Not too much confidence	No confidence at all	DK/Refused	Total
United Kingdom	Summer, 2020	6	17	25	50	1	100
	Spring, 2019	7	19	24	49	2	100
	Spring, 2018	6	16	26	49	4	100
	Spring, 2017	4	15	29	47	6	100
	Spring, 2016	3	17	26	46	7	100
	Spring, 2015	2	12	27	53	6	100
	Spring, 2014	5	15	32	40	7	100
	Spring, 2012	3	18	34	36	9	100
	Spring, 2008	3	25	24	32	16	100
	Spring, 2007	3	34	26	21	16	100
	Spring, 2006	3	30	27	24	16	100
May, 2003	10	43	23	13	10	100	
August, 2001	1	25	35	22	17	100	
Australia	Summer, 2020	6	24	27	40	3	100
	Spring, 2019	4	23	31	39	3	100
	Spring, 2018	5	19	28	44	4	100
	Spring, 2017	5	22	31	39	3	100
	Spring, 2016	4	21	25	45	5	100
	Spring, 2015	2	13	33	48	4	100
	Spring, 2008	2	36	26	18	18	100
	May, 2003	5	48	25	12	11	100
Japan	Summer, 2020	3	20	38	31	9	100
	Spring, 2019	2	24	47	21	6	100
	Spring, 2018	2	24	45	23	7	100
	Spring, 2017	2	26	47	17	7	100
	Spring, 2016	4	22	43	22	9	100
	Spring, 2015	1	21	47	24	7	100
	Spring, 2014	1	19	52	20	7	100
	Spring, 2012	2	25	47	21	6	100
	Spring, 2008	3	25	41	21	10	100
	Spring, 2007	1	18	46	22	14	100
	Spring, 2006	2	38	44	11	5	100
South Korea	Summer, 2020	2	20	50	23	4	100
	Spring, 2019	1	24	52	17	6	100
	Spring, 2018	3	29	46	16	5	100
	Spring, 2017	2	25	48	14	11	100
	Spring, 2015	2	25	47	19	6	100
	Spring, 2014	3	29	47	13	7	100
	Spring, 2008	1	26	40	6	26	100
	Spring, 2007	0	24	44	7	25	100
	May, 2003	3	34	39	8	16	100

		Q15d. For each, tell me how much confidence you have in each leader to do the right thing regarding world affairs – a lot of confidence, some confidence, not too much confidence, or no confidence at all. d. German Chancellor Angela Merkel					
		A lot of confidence	Some confidence	Not too much confidence	No confidence at all	DK/Refused	Total
Canada	Summer, 2020	27	47	11	7	8	100
	Spring, 2019	22	51	10	8	10	100
	Spring, 2018	23	45	13	8	11	100
	Spring, 2017	20	46	8	7	18	100
	Spring, 2016	18	41	9	8	24	100
	Spring, 2009	7	38	11	8	36	100
	Spring, 2007	8	40	9	7	36	100
Belgium	Summer, 2020	33	46	10	8	2	100
Denmark	Summer, 2020	47	40	8	4	1	100
France	Summer, 2020	26	52	10	10	2	100
	Spring, 2019	18	56	11	13	2	100
	Spring, 2018	18	60	13	8	1	100
	Spring, 2017	18	61	12	8	1	100
	Spring, 2016	18	53	14	14	2	100
	Spring, 2014	24	54	11	11	0	100
	Spring, 2012	22	48	17	13	0	100
	Spring, 2011	23	57	13	8	0	100
	Spring, 2010	20	61	11	8	0	100
	Spring, 2009	16	61	14	8	0	100
	Spring, 2008	21	63	9	6	1	100
	Spring, 2007	21	66	7	5	1	100
	Spring, 2006	12	68	12	7	1	100
Germany	Summer, 2020	50	31	8	11	0	100
	Spring, 2019	38	36	13	12	1	100
	Spring, 2018	30	38	18	13	0	100
	Spring, 2017	43	38	12	7	0	100
	Spring, 2016	43	30	16	10	0	100
	Spring, 2014	41	40	11	6	1	100
	Spring, 2012	39	38	17	6	0	100
	Spring, 2011	26	43	21	10	0	100
	Spring, 2010	32	40	18	9	0	100
	Spring, 2009	31	44	14	9	1	100
	Spring, 2008	35	41	16	8	0	100
	Spring, 2007	43	42	9	6	1	100
	Spring, 2006	34	43	13	9	1	100
Italy	Summer, 2020	14	36	29	20	1	100
	Spring, 2019	8	36	27	23	5	100
	Spring, 2018	7	33	34	20	5	100
	Spring, 2017	4	35	34	20	7	100
	Spring, 2016	5	28	33	26	8	100
	Spring, 2014	6	26	38	26	4	100
	Spring, 2012	9	40	31	14	6	100
	Spring, 2007	13	44	15	9	19	100
Netherlands	Summer, 2020	53	35	7	4	1	100
	Spring, 2019	48	34	7	9	2	100
	Spring, 2018	34	51	8	4	3	100
	Spring, 2017	49	40	6	3	1	100
	Spring, 2016	41	42	7	6	3	100

		Q15d. For each, tell me how much confidence you have in each leader to do the right thing regarding world affairs – a lot of confidence, some confidence, not too much confidence, or no confidence at all. d. German Chancellor Angela Merkel					
		A lot of confidence	Some confidence	Not too much confidence	No confidence at all	DK/Refused	Total
Spain	Summer, 2020	34	38	17	11	0	100
	Spring, 2019	30	39	18	11	1	100
	Spring, 2018	9	45	30	15	2	100
	Spring, 2017	8	44	29	16	2	100
	Spring, 2016	6	34	33	24	3	100
	Spring, 2014	7	27	32	32	1	100
	Spring, 2012	12	41	28	19	1	100
	Spring, 2011	18	51	21	7	3	100
	Spring, 2010	12	45	21	11	11	100
	Spring, 2009	7	42	23	14	14	100
	Spring, 2008	8	43	22	11	17	100
	Spring, 2007	5	31	24	14	26	100
Spring, 2006	5	32	19	19	25	100	
Sweden	Summer, 2020	37	50	8	4	1	100
	Spring, 2019	37	49	8	4	3	100
	Spring, 2018	36	46	9	6	2	100
	Spring, 2017	44	45	5	4	2	100
	Spring, 2016	37	47	8	5	2	100
	Spring, 2007	13	52	7	4	24	100
United Kingdom	Summer, 2020	28	48	11	11	2	100
	Spring, 2019	24	45	14	15	3	100
	Spring, 2018	19	43	18	13	7	100
	Spring, 2017	22	46	13	13	7	100
	Spring, 2016	21	38	13	18	11	100
	Spring, 2014	27	42	13	8	10	100
	Spring, 2012	16	42	17	14	11	100
	Spring, 2011	17	47	12	8	17	100
	Spring, 2010	11	49	12	9	20	100
	Spring, 2009	7	44	16	10	23	100
	Spring, 2008	6	47	11	9	27	100
	Spring, 2007	14	48	11	5	22	100
Spring, 2006	6	45	15	11	23	100	
Australia	Summer, 2020	22	50	13	7	9	100
	Spring, 2019	20	49	10	10	11	100
	Spring, 2018	23	44	11	10	12	100
	Spring, 2017	24	46	8	9	13	100
	Spring, 2008	7	41	10	4	38	100
Japan	Summer, 2020	16	51	15	3	15	100
	Spring, 2019	7	53	18	4	18	100
	Spring, 2018	13	52	14	2	19	100
	Spring, 2017	12	55	13	2	19	100
	Spring, 2012	9	46	21	3	21	100
	Spring, 2010	2	44	20	3	31	100
	Spring, 2009	5	37	20	3	34	100
	Spring, 2008	5	42	24	2	27	100
Spring, 2007	1	26	21	4	48	100	

		Q15d. For each, tell me how much confidence you have in each leader to do the right thing regarding world affairs – a lot of confidence, some confidence, not too much confidence, or no confidence at all. d. German Chancellor Angela Merkel					
		A lot of confidence	Some confidence	Not too much confidence	No confidence at all	DK/Refused	Total
South Korea	Summer, 2020	19	50	21	4	6	100
	Spring, 2019	16	53	18	3	11	100
	Spring, 2018	24	52	15	1	8	100
	Spring, 2017	29	45	10	1	15	100
	Spring, 2010	3	33	25	3	37	100
	Spring, 2009	1	33	28	2	36	100
	Spring, 2008	2	32	28	4	33	100
	Spring, 2007	1	26	34	7	32	100

		Q15e. For each, tell me how much confidence you have in each leader to do the right thing regarding world affairs – a lot of confidence, some confidence, not too much confidence, or no confidence at all. e. French President Emmanuel Macron					
		A lot of confidence	Some confidence	Not too much confidence	No confidence at all	DK/Refused	Total
Canada	Summer, 2020	10	56	17	9	8	100
	Spring, 2019	9	59	15	9	8	100
	Spring, 2018	13	51	17	8	11	100
Belgium	Summer, 2020	15	47	21	16	2	100
Denmark	Summer, 2020	19	56	16	8	1	100
France	Summer, 2020	12	40	19	28	1	100
	Spring, 2019	13	35	16	36	1	100
	Spring, 2018	15	49	18	18	0	100
Germany	Summer, 2020	22	49	18	9	2	100
	Spring, 2019	24	49	14	9	4	100
	Spring, 2018	30	47	13	6	5	100
Italy	Summer, 2020	5	30	43	21	1	100
	Spring, 2019	2	24	37	28	9	100
	Spring, 2018	1	27	39	20	12	100
Netherlands	Summer, 2020	15	59	17	8	1	100
	Spring, 2019	17	53	15	12	4	100
	Spring, 2018	11	62	17	5	5	100
Spain	Summer, 2020	15	43	29	12	1	100
	Spring, 2019	15	45	25	11	3	100
	Spring, 2018	6	40	33	16	6	100
Sweden	Summer, 2020	9	66	16	8	2	100
	Spring, 2019	9	60	15	8	8	100
	Spring, 2018	15	57	18	4	5	100
United Kingdom	Summer, 2020	10	54	18	15	4	100
	Spring, 2019	9	46	21	20	4	100
	Spring, 2018	10	45	21	15	9	100
Australia	Summer, 2020	8	58	18	9	7	100
	Spring, 2019	12	53	16	9	10	100
	Spring, 2018	13	53	13	8	12	100
Japan	Summer, 2020	3	47	29	3	18	100
	Spring, 2019	2	39	31	4	23	100
	Spring, 2018	5	46	22	2	25	100
South Korea	Summer, 2020	4	45	36	7	8	100
	Spring, 2019	4	52	29	5	11	100
	Spring, 2018	8	53	23	3	12	100

		Q15f. For each, tell me how much confidence you have in each leader to do the right thing regarding world affairs – a lot of confidence, some confidence, not too much confidence, or no confidence at all. f. British Prime Minister Boris Johnson					
		A lot of confidence	Some confidence	Not too much confidence	No confidence at all	DK/Refused	Total
Canada	Summer, 2020	9	55	20	12	5	100
Belgium	Summer, 2020	4	32	33	25	5	100
Denmark	Summer, 2020	10	43	30	16	1	100
France	Summer, 2020	5	30	30	30	4	100
Germany	Summer, 2020	4	23	37	34	3	100
Italy	Summer, 2020	3	17	47	31	1	100
Netherlands	Summer, 2020	9	46	27	16	3	100
Spain	Summer, 2020	3	18	41	37	1	100
Sweden	Summer, 2020	8	57	22	12	2	100
United Kingdom	Summer, 2020	17	34	21	28	1	100
Australia	Summer, 2020	11	51	25	12	2	100
Japan	Summer, 2020	3	44	28	5	20	100
South Korea	Summer, 2020	4	44	35	8	9	100