

FOR RELEASE JUNE 28, 2022

Americans' Complex Views on Gender Identity and Transgender Issues

Most favor protecting trans people from discrimination, but fewer support policies related to medical care for gender transitions; many are uneasy with the pace of change on trans issues

BY Kim Parker, Juliana Horowitz and Anna Brown

FOR MEDIA OR OTHER INQUIRIES:

Kim Parker, Director, Social Trends Research
Juliana Horowitz, Associate Director, Research
Anna Brown, Research Associate
Tanya Ardit, Communications Manager
202.419.4372
www.pewresearch.org

RECOMMENDED CITATION

Pew Research Center, June 2022, "U.S. Adults Have Complex Views on Gender Identity and Transgender Issues"

About Pew Research Center

Pew Research Center is a nonpartisan, nonadvocacy fact tank that informs the public about the issues, attitudes and trends shaping the world. It does not take policy positions. The Center conducts public opinion polling, demographic research, computational social science research and other data-driven social science research. It studies politics and policy; news habits and media; the internet and technology; religion; race and ethnicity; international affairs; social, demographic and economic trends; science; research methodology and data science; and immigration and migration. Pew Research Center is a subsidiary of The Pew Charitable Trusts, its primary funder.

© Pew Research Center 2022

How we did this

Pew Research Center conducted this study to better understand Americans' views about gender identity and people who are transgender or nonbinary. These findings are part of a larger project that includes findings from six focus groups on [the experiences and views of transgender and nonbinary adults](#) and estimates of the [share of U.S. adults who say their gender is different from the sex they were assigned at birth](#).

This analysis is based on a survey of 10,188 U.S. adults. The data was collected as a part of a larger survey conducted May 16-22, 2022. Everyone who took part is a member of the Center's American Trends Panel (ATP), an online survey panel that is recruited through national, random sampling of residential addresses. This way, nearly all U.S. adults have a chance of selection. The survey is weighted to be representative of the U.S. adult population by gender, race, ethnicity, partisan affiliation, education and other categories. Read more about the [ATP's methodology](#).

See here to read more about the [questions used for this report](#) and the [report's methodology](#).

Terminology

References to White, Black and Asian adults include only those who are not Hispanic and identify as only one race. Hispanics are of any race.

All references to party affiliation include those who lean toward that party. Republicans include those who identify as Republicans and those who say they lean toward the Republican Party. Democrats include those who identify as Democrats and those who say they lean toward the Democratic Party.

References to college graduates or people with a college degree comprise those with a bachelor's degree or more. "Some college" includes those with an associate degree and those who attended college but did not obtain a degree.

The terms "transgender" and "trans" are used interchangeably throughout this report to refer to people whose gender is different from the sex they were assigned at birth.

Americans' Complex Views on Gender Identity and Transgender Issues

Most favor protecting trans people from discrimination, but fewer support policies related to medical care for gender transitions; many are uneasy with the pace of change on trans issues

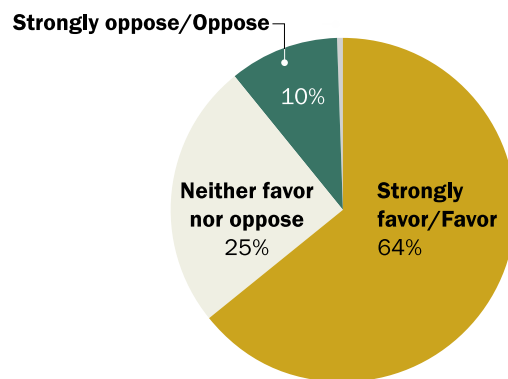
As the United States addresses issues of transgender rights and the broader landscape around gender identity continues to shift, the American public holds a complex set of views around these issues, according to a new Pew Research Center survey.

Roughly eight-in-ten U.S. adults say there is at least some discrimination against transgender people in our society, and a majority favor laws that would protect transgender individuals from discrimination in jobs, housing and public spaces. At the same time, 60% say a person's gender is determined by their sex assigned at birth, up from 56% in 2021 and 54% in 2017.

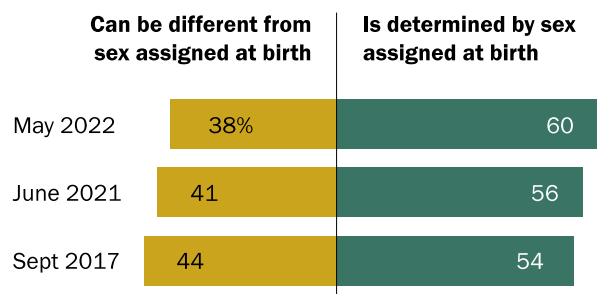
The public is divided over the extent to which our society has accepted people who are transgender: 38% say society has gone too far in accepting them, while a roughly equal share (36%) say society hasn't gone far enough. About one-in-four say things have been about right. Underscoring the public's ambivalence around these issues, even among those who see at least some discrimination against trans people, a majority (54%) say society has either gone too far or been about right in terms of acceptance.

Most favor protecting trans people from discrimination, even as growing share say gender is determined by sex at birth

% saying they would ___ laws or policies that would protect transgender people from discrimination in jobs, housing and public spaces



% saying whether a person is a man or a woman ...



Note: For top panel, share of respondents who didn't offer an answer shown but not labeled. For bottom panel, share of respondents who didn't offer an answer not shown.

Source: Survey of U.S. adults conducted May 16-22, 2022. "Americans' Complex Views on Gender Identity and Transgender Issues"

PEW RESEARCH CENTER

The fundamental belief about whether gender can differ from sex assigned at birth is closely aligned with opinions on transgender issues. Americans who say a person’s gender *can* be different from their sex at birth are more likely than others to see discrimination against trans people and a lack of societal acceptance. They’re also more likely to say that our society hasn’t gone far enough in accepting people who are transgender. But even among those who say a person’s gender is determined by their sex at birth, there is a diversity of viewpoints. Half of this group say they would favor laws that protect trans people from discrimination in certain realms of life. And about one-in-four say forms and online profiles should include options other than “male” or “female” for people who don’t identify as either.

Related: [The Experiences, Challenges and Hopes of Transgender and Nonbinary U.S. adults](#)

When it comes to issues surrounding gender identity, young adults are at the leading edge of change and acceptance. Half of adults ages 18 to 29 say someone can be a man or a woman even if that differs from the sex they were assigned at birth. This compares with about four-in-ten of those ages 30 to 49 and about a third of those 50 and older. Adults younger than 30 are also more likely than older adults to say society hasn’t gone far enough in accepting people who are transgender (47% vs. 39% of 30- to 49-year-olds and 31% of those 50 and older)

These views differ even more sharply by partisanship. Democrats and those who lean to the Democratic Party are more than four times as likely as Republicans and Republican leaners to say that a person’s gender can be different from the sex they were assigned at birth (61% vs. 13%). Democrats are also much more likely than Republicans to say our society hasn’t gone far enough in accepting people who are transgender (59% vs. 10%). For their part, 66% of Republicans say society has gone *too far* in accepting people who are transgender.

Young adults, Democrats more likely to say society hasn’t gone far enough in accepting people who are transgender

% saying our society has ___ in accepting people who are transgender

	Gone too far	Not gone far enough	Been about right
All adults	38	36	23
Ages 18-29	31	47	21
30-49	37	39	23
50-64	41	31	25
65+	42	30	25
Rep/Lean Rep	66	10	22
Dem/Lean Dem	15	59	24

Note: Share of respondents who didn’t offer an answer not shown.
Source: Survey of U.S. adults conducted May 16-22, 2022.
“Americans’ Complex Views on Gender Identity and Transgender Issues”

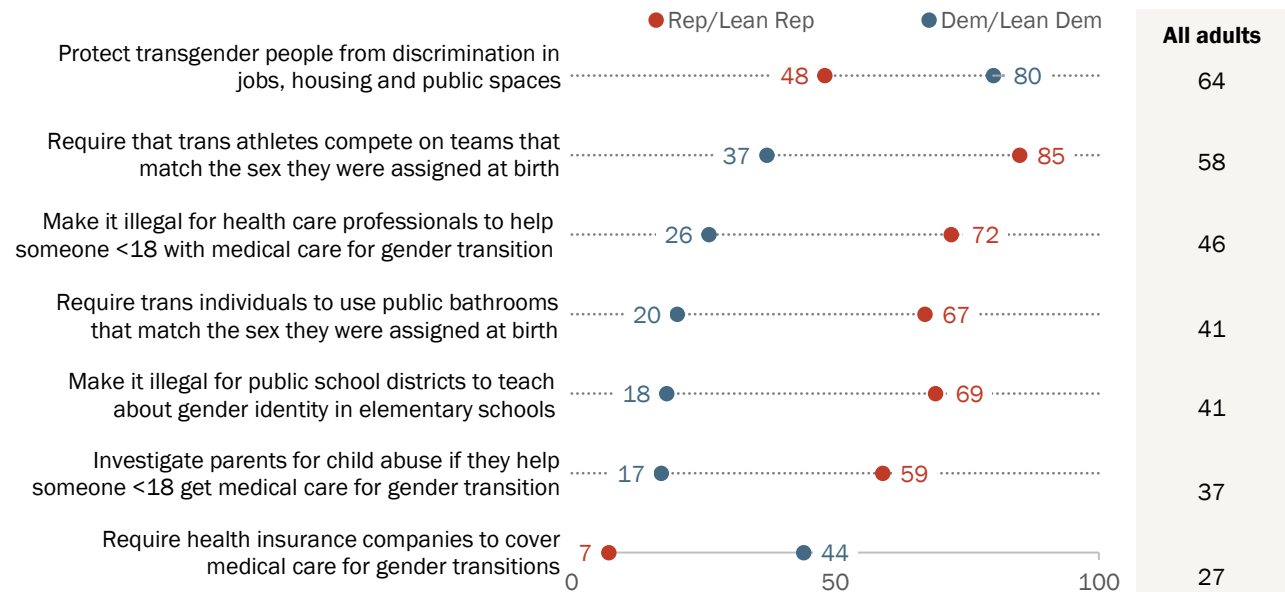
PEW RESEARCH CENTER

Amid a national conversation over these issues, many states are considering or have put in place [laws or policies](#) that would directly affect the lives of transgender and nonbinary people – that is, those who don't identify as a man or a woman. Some of these laws would limit protections for transgender and nonbinary people; others are aimed at safeguarding them. The survey finds that a majority of U.S. adults (64%) say they would favor laws that would protect transgender individuals from discrimination in jobs, housing and public spaces such as restaurants and stores. But there is also a fair amount of support for specific proposals that would limit how trans people can participate in certain activities and navigate their day-to-day lives.

Roughly six-in-ten adults (58%) favor proposals that would require transgender athletes to compete on teams that match the sex they were assigned at birth (17% oppose this, 24% neither favor nor oppose).¹ And 46% favor making it illegal for health care professionals to provide someone younger than 18 with medical care for a gender transition (31% oppose). The public is

Views of laws and policies related to transgender issues differ widely by party

% saying they would **strongly favor or favor** each of the following laws or policies that are either in place or being considered in the U.S.



Note: Other responses included “strongly oppose,” “oppose” and “neither favor nor oppose.” The wording of some items was shortened for space. See topline for full question wording.

Source: Survey of U.S. adults conducted May 16-22, 2022.

“Americans’ Complex Views on Gender Identity and Transgender Issues”

PEW RESEARCH CENTER

¹ For each policy item, respondents were also given the option of answering “neither favor nor oppose.”

more evenly split when it comes to making it illegal for public school districts to teach about gender identity in elementary schools (41% favor and 38% oppose) and investigating parents for child abuse if they help someone younger than 18 get medical care for a gender transition (37% favor and 36% oppose). Across the board, views on these policies are deeply divided by party.

When asked what has influenced their views on gender identity – specifically, whether they believe a person can be a different gender than the sex they were assigned at birth – those who believe gender can be different from sex at birth and those who do not point to different factors. For the former group, the most influential factors shaping their views are what they’ve learned from science (40% say this has influenced their views a great deal or a fair amount) and knowing someone who is transgender (38%). Some 46% of those who say gender is determined by sex at birth also point to what they’ve learned from science, but this group is far more likely than those who say a person’s gender can be different from their sex at birth to say their religious beliefs have had at least a fair amount of influence on their opinion (41% vs. 9%).

The nationally representative survey of 10,188 U.S. adults was conducted May 16-22, 2022.

[Previously published findings from the survey](#) show that 1.6% of U.S. adults are trans or nonbinary, and the share is higher among adults younger than 30. More than four-in-ten U.S. adults know someone who is trans and 20% know someone who is nonbinary. Among the other key findings in this report:

Nearly half of U.S. adults (47%) say it’s extremely or very important to use a person’s new name if they transition to a gender that is different from the sex they were assigned at birth and change their name. A smaller share (34%) say the same about using someone’s new pronouns (such as “he” instead of “she”). A majority of Democrats (64%) – compared with 28% of Republicans – say it’s at least very important to use someone’s new name if they go through a gender transition and change their name. And while 51% of Democrats say it’s extremely or very important to use someone’s new pronouns, just 14% of Republicans say the same.

Many Americans express discomfort with the pace of change around issues of gender identity. Some 43% say views on issues related to people who are transgender or nonbinary are changing too quickly, while 26% say things aren’t changing quickly enough and 28% say the pace of change is about right. Adults ages 65 and older are the most likely to say views on these issues are changing too quickly; conversely, those younger than 30 are the most likely to say they’re not changing quickly enough.

More than four-in-ten (44%) say forms and online profiles that ask about a person’s gender should include options other than “male” and “female” for people who don’t identify as either. Some 38% say the same about government documents such as passports and driver’s licenses. Half of adults younger than 30 say government documents that ask about a person’s gender should provide more than two gender options, compared with about four-in-ten or fewer among those in older age groups. Views differ even more widely by party: While majorities of Democrats say forms and online profiles (64%) and government documents (58%) should offer options other than “male” and “female,” about eight-in-ten Republicans say they should *not* (79% say this about forms and online profiles and 83% say this about government documents).

Democrats and Republicans who agree that a person’s gender is determined by their sex at birth often have different views on transgender issues. A majority (61%) of Democrats – but just 31% of Republicans – who say a person’s gender is determined by the sex they were assigned at birth say there is at least a fair amount of discrimination against transgender people in our society today. And while 62% of Democrats who say gender is determined by sex at birth say they would favor policies that protect trans individuals against discrimination, fewer than half of their Republican counterparts say the same.

Democrats’ views on some transgender issues vary by age. Among Democrats younger than 30, about seven-in-ten (72%) say someone can be a man or a woman even if that’s different from the sex they were assigned at birth, and 66% say society hasn’t gone far enough in accepting people who are transgender. Smaller majorities of Democrats 30 and older express these views. Age is less of a factor among Republicans. In fact, similar shares of Republicans ages 18 to 29 and those 65 and older say a person’s gender is determined by their sex at birth (88% each) and that society has gone too far in accepting people who are transgender (67% of Republicans younger than 30 and 69% of those 65 and older).

About three-in-ten parents of K-12 students (29%) say at least one of their children has learned about people who are transgender or nonbinary from a teacher or another adult at their school. Similar shares across regions and in urban, suburban and rural areas say their children have learned about this in school, as do similar shares of Republican and Democratic parents. Views on whether it’s good or bad that their children have or haven’t learned about people who are trans or nonbinary at school vary by party and by children’s age. For example, among parents of children in elementary school, 45% say either that their children *have* learned about this and that’s a *bad* thing or that they *haven’t* learned about it and that’s a *good* thing. A smaller share of parents of middle and high schoolers (34%) say the same. Republican parents are much more likely than Democratic parents to say this, regardless of their child’s age.

A rising share say a person's gender is determined by their sex at birth

Six-in-ten U.S. adults say that whether a person is a man or a woman is determined by their sex assigned at birth. This is up from 56% [one year ago](#) and 54% in [2017](#). No single demographic group is driving this change, and patterns in who is more likely to say this are similar to what they were in past years.

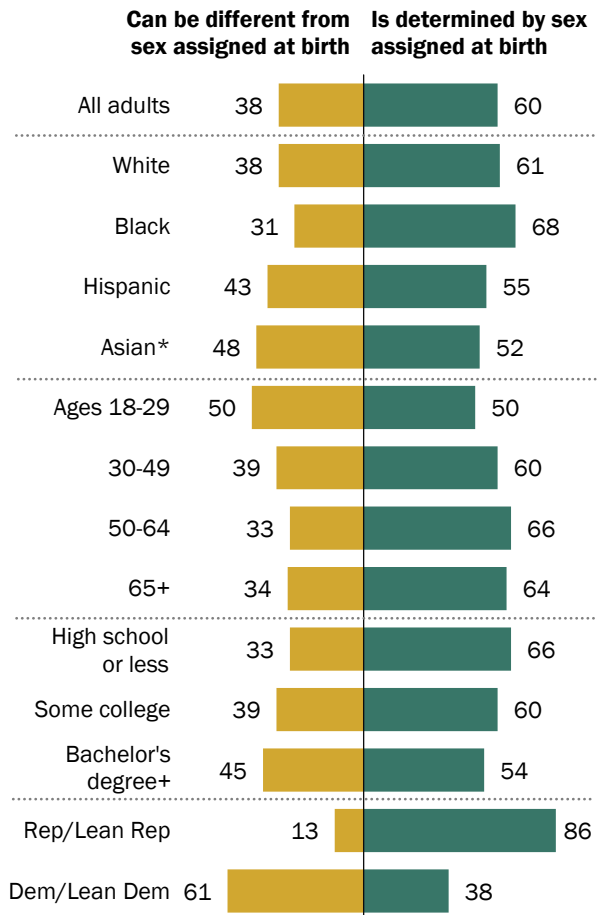
Today, half or more in all age groups say that gender is determined by sex assigned at birth, but this is a less common view among younger adults. Half of adults younger than 30 say this, lower than the 60% of 30- to 49-year-olds who say the same. Even higher shares of those 50 to 64 (66%) and those 65 and older (64%) say a person's gender is determined by their sex at birth.

The party gap on this issue remains wide. The vast majority of Republicans and those who lean toward the GOP say gender is determined by sex assigned at birth (86%), compared with 38% of Democrats and Democratic leaners. Most Democrats say that whether a person is a man or a woman can be different from their sex at birth (61% vs. just 13% of Republicans). Liberal Democrats are particularly likely to hold this view – 79% say a person's gender can be different from sex at birth, compared with 45% of moderate or conservative Democrats. Meanwhile, 92% of conservative Republicans say gender is determined by sex at birth and 74% of moderate or liberal Republicans agree.

Democrats ages 18 to 29 are also substantially more likely than older Democrats to say that someone's gender can be different from their

Majority of U.S. adults say gender is determined by sex assigned at birth

% saying that whether a person is a man or a woman ...



*Estimates for Asian adults are representative of English speakers only.

Note: Share of respondents who didn't offer an answer not shown. "Some college" includes those with an associate degree and those who attended college but did not obtain a degree. White, Black and Asian adults include those who report being only one race and are not Hispanic. Hispanics are of any race.

Source: Survey of U.S. adults conducted May 16-22, 2022.

"Americans' Complex Views on Gender Identity and Transgender Issues"

PEW RESEARCH CENTER

sex assigned at birth, although majorities of Democrats across age groups share this view. About seven-in-ten Democrats younger than 30 say this (72%), compared with about six-in-ten or fewer in the older age groups. Among Republicans, there is no clear pattern by age. About eight-in-ten or more Republicans across age groups – including 88% each among those ages 18 to 29 and those 65 and older – say a person’s gender is determined by their sex at birth.

The view that a person’s gender is determined by their sex assigned at birth is more common among those with lower levels of educational attainment and those living in rural areas or in the Midwest or South. This view is also more prevalent among men and Black Americans.

A solid majority of those who do *not* know a transgender person say that whether a person is a man or a woman is determined by sex assigned at birth (68%), while those who *do* know a trans person are more evenly split. About half say gender is determined by sex assigned at birth (51%), while 48% say gender and sex assigned at birth can be different.

Though Republicans who know a trans person are more likely than Republicans who don’t to say gender can be different from sex assigned at birth, more than eight-in-ten in both groups (83% and 88%, respectively) say gender is determined by sex at birth. Meanwhile, there are large differences between Democrats who do and do *not* know a transgender person. A majority of Democrats who *do* know a trans person (72%) say someone can be a man or a woman even if that differs from their sex assigned at birth, while those who don’t know anyone who is transgender are about evenly split (48% say gender is determined by sex assigned at birth while 51% say it can be different).

Many Americans point to science when asked what has influenced their views on whether gender can differ from sex assigned at birth

When asked about factors that have influenced their views about whether someone’s gender can be different from the sex they were assigned at birth, 44% say what they’ve learned from science has had a great deal or a fair amount of influence. About three-in-ten (28%) point to their religious views and about two-in-ten (22%) say knowing someone who is transgender has influenced their views at least a fair amount. Smaller shares say what they’ve heard or read in the news (15%) or on social media (14%) has had a great deal or a fair amount of influence on their views.

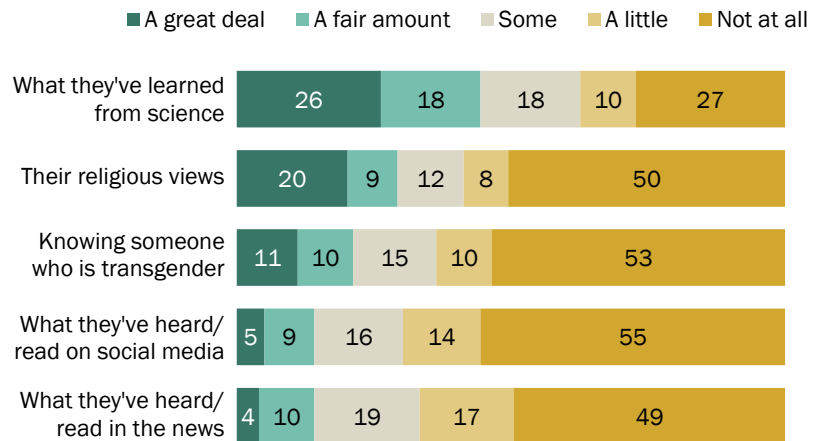
The factors people point to on this topic differ by whether or not they say gender is determined by sex at birth. Among those who say that whether someone is a man or a woman is determined by the sex they were assigned at birth, 46% say what they’ve learned from science has influenced their views on this at least a fair amount, while 41% say the same about their religious views. About one-

in-ten point to what they've heard or read in the news (12%), what they've heard or read on social media (11%) or knowing someone who's transgender (11%).

Among those who say someone can be a man or a woman even if that's different from the sex they were assigned at birth, 40% say their views on this topic have been influenced at least a fair amount by what they've learned from science. A similar share say the same about knowing a transgender person (38%). Smaller shares in this group say what they've heard or read in the news (19%) or on social media (18%) or their religious views (9%) have had a great deal or a fair amount of influence.

More than four-in-ten U.S. adults say science has influenced their views of gender and sex at least a fair amount

% saying each of the following has influenced their views about whether someone's gender can be different from their sex assigned at birth ...



Note: Share of respondents who didn't offer an answer not shown.
 Source: Survey of U.S. adults conducted May 16-22, 2022.
 "Americans' Complex Views on Gender Identity and Transgender Issues"
 PEW RESEARCH CENTER

Among those who say gender is determined by sex assigned at birth, adults younger than 30 stand out as being more likely than their older counterparts to say their knowledge of science (60%), what they've heard or read on social media (22%) or knowing someone who is trans (17%) influenced this view a great deal or a fair amount. In turn, those ages 65 and older tend to be more likely than younger age groups to cite their religious views (51% in the older group say this has had at least a fair amount of influence).

Republicans who say gender is determined by sex assigned at birth are more likely than Democrats with the same view to say their knowledge of science (52% vs. 40%) and their religious views (45% vs. 34%) have had at least a fair amount of influence, while Democrats are more likely than Republicans to say the news (17% vs. 10%), social media (16% vs. 10%) and knowing someone who is trans (15% vs. 9%) have influenced them – though the shares are still small among both groups.

On the flip side, among those who say someone's gender can be *different* from the sex they were assigned at birth, adults younger than 30 are also more likely than older adults to say social media has contributed to this view at least a fair amount (33% vs. 15% or fewer among older age groups). Adults ages 65 and older are more likely than their younger counterparts to say what they've learned from science has influenced their view (46% vs. 40% or fewer).

Democrats who say whether someone is a man or a woman can be different from their sex at birth are more likely than Republicans with the same view to say that what they've learned from science (43% vs. 26%) and knowing someone who is transgender (40% vs. 26%) has influenced their view a great deal or a fair amount.

Public sees discrimination against trans people and limited acceptance

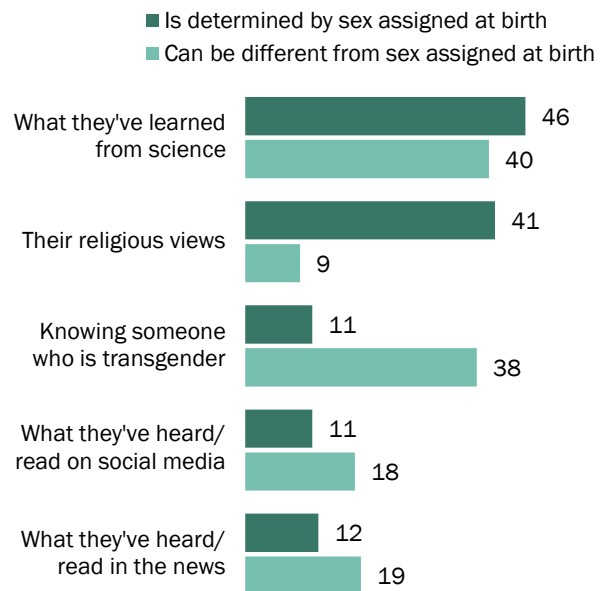
Roughly eight-in-ten Americans say transgender people face at least some discrimination, and relatively few believe our society is extremely or very accepting of people who are trans. These views differ widely by partisanship and by beliefs about whether someone's gender can differ from the sex they were assigned at birth.

Overall, 57% of adults say there is a great deal or a fair amount of discrimination against transgender people in our society today. An additional 21% say there is some discrimination against trans people, and 14% say there is a little or none at all.

There are modest differences in views on this issue across demographic groups. Women (62%) are more likely than men (52%) to say there is a great deal or a fair amount of discrimination against transgender people, and college graduates (62%) are more likely than those with less education (55%) to say the same.

U.S. adults with different viewpoints on gender and sex say their opinions have been influenced by different factors

Among those who say gender ____, % saying each of the following has had a great deal or a fair amount of influence on their views on this question



Source: Survey of U.S. adults conducted May 16-22, 2022. "Americans' Complex Views on Gender Identity and Transgender Issues"

PEW RESEARCH CENTER

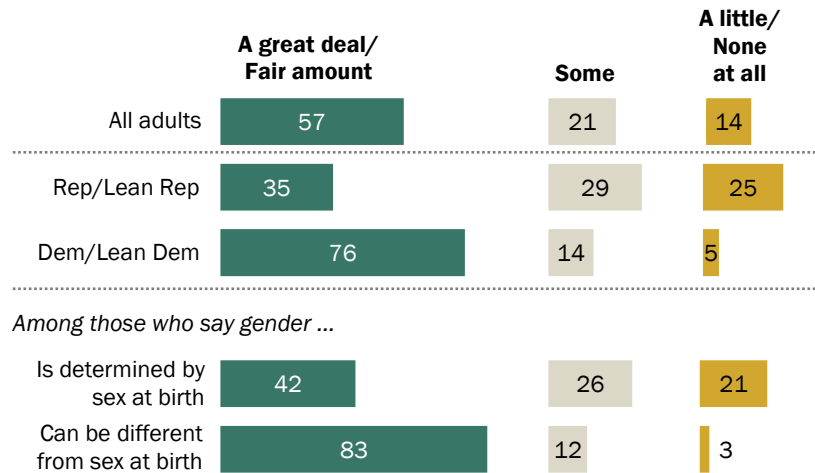
There is, however, a wide partisan divide in these views: While 76% of Democrats and those who lean to the Democratic Party say there is a great deal or a fair amount of discrimination against trans people, 35% of Republicans and Republican leaners share that assessment. One-in-four Republicans see little or no discrimination against this group, compared with 5% of Democrats.

These views are also linked with underlying opinions about whether a person's gender can be different from their sex assigned at birth.

Among those who say someone can be a man or a woman even if that's different from the sex they were assigned at birth, 83% say there is a great deal or a fair amount of discrimination against trans people. Even so, some 42% of those who hold the alternative point of view – that gender is determined by sex assigned at birth – also see at least a fair amount of discrimination. Among Democrats who say gender is determined by sex at birth, that share rises to 61%.

Most Americans say there is at least some discrimination against trans people in the U.S.

% saying they think there is ___ discrimination against transgender people in our society today



Note: Share of respondents who answered "not sure" or didn't offer an answer not shown.

Source: Survey of U.S. adults conducted May 16-22, 2022.

"Americans' Complex Views on Gender Identity and Transgender Issues"

PEW RESEARCH CENTER

Relatively few adults (14%) say society is extremely or very accepting, while about a third (35%) say it is somewhat accepting. A plurality (44%) says our society is a little or not at all accepting of trans people.

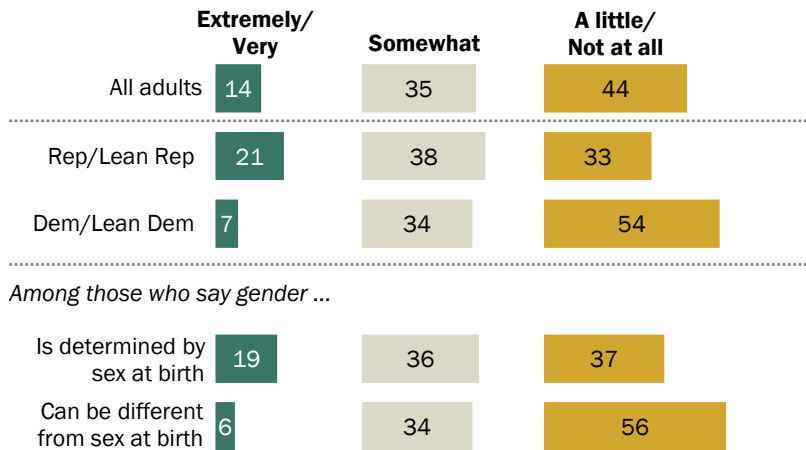
Again, these views are strongly linked with partisanship. Democrats have a much more negative view than Republicans, with 54% of Democrats saying society is a little accepting or not at all accepting of transgender people, compared with a third of Republicans.

And, as with views of discrimination, assessments of societal acceptance are linked to underlying views about how gender is determined. Those who say one’s gender can be different from the sex they were assigned at birth see less acceptance: 56% say society is

a little accepting or not accepting at all of people who are transgender. This compares with 37% among those who say gender is determined by sex at birth. Republicans who say gender is determined by sex at birth are more likely than Democrats who say the same to believe that society is at least somewhat accepting of people who are transgender (61% vs. 47%).

Plurality of Americans say there is little or no societal acceptance of transgender people

% saying society is ___ accepting of people who are transgender



Note: Share of respondents who answered “not sure” or didn’t offer an answer not shown. Source: Survey of U.S. adults conducted May 16-22, 2022. “Americans’ Complex Views on Gender Identity and Transgender Issues”

PEW RESEARCH CENTER

About four-in-ten say society has gone too far in accepting trans people

While a majority of Americans see at least a fair amount of discrimination against transgender people and relatively few see widespread acceptance, 38% say our society has gone too far in accepting them. Some 36% say society has not gone far enough in accepting people who are trans, and 23% say the level of acceptance has been about right.

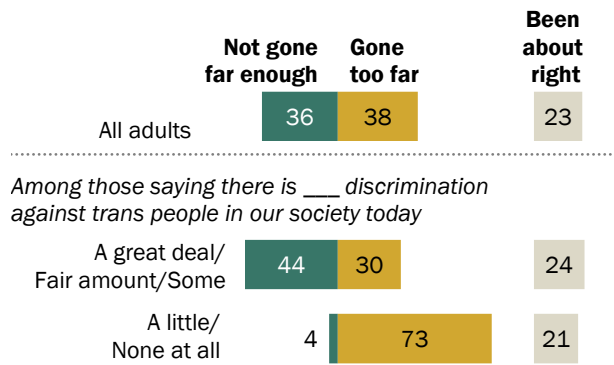
These views differ along demographic and partisan lines. Young adults (ages 18 to 29) and those with a bachelor’s degree or more education are among the most likely to say society hasn’t gone far enough in accepting people who are trans. Men, White adults and those without a four-year college degree are among the most likely to say society has gone too far in this regard.

There is a wide partisan divide as well. Roughly six-in-ten Democrats (59%) say society hasn’t gone far enough in accepting people who are transgender, while 15% say it has gone too far (24% say it’s been about right). Republicans’ views are almost the inverse: 10% say society hasn’t gone far enough and 66% say it’s gone too far (22% say it’s been about right).

Even among those who see at least some discrimination against trans people, a majority (54%) say society has either gone too far in accepting trans people or been about right; 44% say society hasn’t gone far enough.

Public is divided over whether society has gone too far or not far enough in accepting transgender people

% saying our society has ___ in accepting people who are transgender



Note: Share of respondents who didn’t offer an answer not shown.
 Source: Survey of U.S. adults conducted May 16-22, 2022.
 “Americans’ Complex Views on Gender Identity and Transgender Issues”

PEW RESEARCH CENTER

Many say it's important to use someone's new name, pronouns when they've gone through a gender transition

Nearly half of adults (47%) say it's extremely or very important that if a person who transitions to a gender that's different from their sex assigned at birth changes their name, others refer to them by their new name. An additional 22% say this is somewhat important. Three-in-ten say this is a little or not at all important (18%) or that it shouldn't be done (12%).

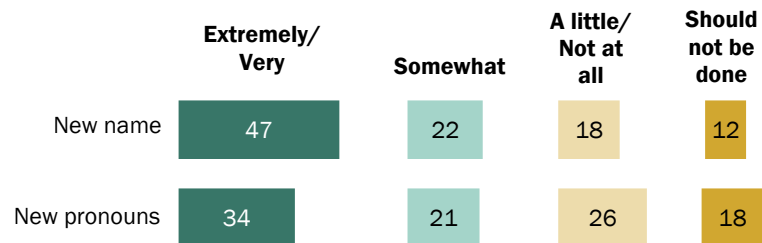
Smaller shares say that if a person transitions to a gender that's different from their sex assigned at birth and starts going by different pronouns (such as "she" instead of "he"), it's important that others refer to them by their new pronouns. About a third (34%) say this is extremely or very important, and 21% say this is somewhat important. More than four-in-ten say this is a little or not at all important (26%) or it should not be done (18%).

These views differ along many of the same dimensions as other topics asked about. While 80% of those who believe someone's gender can be different from their sex assigned at birth also say it's extremely or very important to use a person's new name when they've gone through a gender transition, 27% of those who think gender is determined by one's sex assigned at birth share this opinion. The pattern is similar when it comes to use of preferred pronouns.

Democrats are much more likely than Republicans to say it's extremely or very important to refer to a person using their new name or pronouns. When it comes to pronouns, a majority of Republicans (55%), compared with only 17% of Democrats, say using someone's new pronouns when they've been through a gender transition is not at all important or should not be done.

Nearly half of adults say it's important to use someone's new name if they change their name as part of a gender transition

% saying it is ___ important that others refer to a person who transitions to a gender different from their sex assigned at birth and changes their name/pronouns by their ...



Note: Share of respondents who didn't offer an answer not shown.

Source: Survey of U.S. adults conducted May 16-22, 2022.

"Americans' Complex Views on Gender Identity and Transgender Issues"

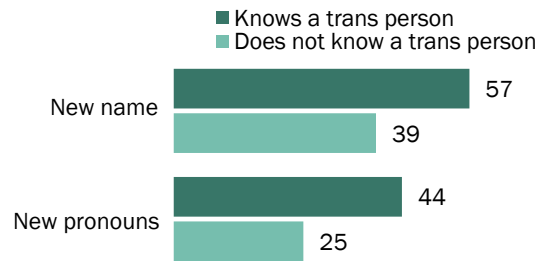
PEW RESEARCH CENTER

There are some demographic differences as well, with women more likely than men and those with a four-year college degree more likely than those with less education to say it's extremely or very important to use a person's new name or pronouns when referring to them.

In addition, people who say they know someone who is trans are more likely than those who do not to say this is extremely or very important. Even so, substantial shares of those who don't know a trans person view this as important. For example, 39% of those who don't know someone who is transgender say it's extremely or very important to refer to a person who goes through a gender transition and changes their name by their new name.

People who know a trans person place more importance on using a person's new name, pronouns if they transition

% saying that, if a person transitions to a gender different from their sex assigned at birth and changes their name or pronouns, it is extremely/very important that others refer to them by their ...



Source: Survey of U.S. adults conducted May 16-22, 2022. "Americans' Complex Views on Gender Identity and Transgender Issues"

PEW RESEARCH CENTER

Plurality of adults say views on gender identity issues are changing too quickly

Many Americans are not comfortable with the pace of change that's occurring around issues involving gender identity. Some 43% say views on issues related to people who are transgender and nonbinary are changing too quickly. About one-in-four (26%) say things are not changing quickly enough, and 28% say they are changing at about the right speed.

Women (30%) are more likely than men (21%) to say views on these issues are not changing quickly enough, and adults younger than 30 are more likely than their older counterparts to say the same. Among those ages 18 to 29, 37% say views on these issues are not changing quickly enough; this compares with 26% of those ages 30 to 49, 22% of those ages 50 to 64 and 19% of those 65 and older. At the same time, White adults (46%) are more likely than Black (34%), Hispanic (39%) or Asian (31%) adults to say views are changing *too quickly*.

Opinions also differ sharply by partisanship. Among Democrats, a plurality (42%) say views on issues involving transgender and nonbinary people are not changing fast enough, and 21% say they

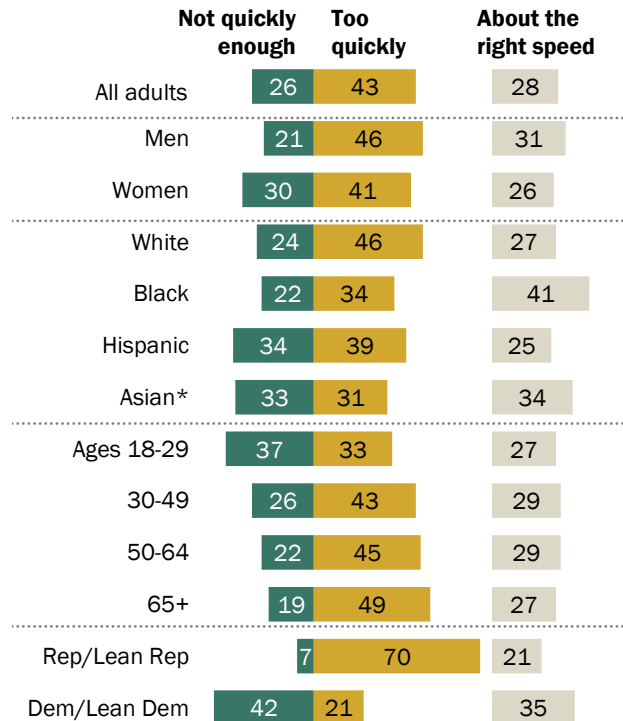
are changing too quickly. About a third (35%) say the speed is about right. By contrast, 70% of Republicans say views on these issues are changing too quickly, while only 7% say views aren't changing fast enough. About one-in-five Republicans (21%) say they're changing at about the right speed.

Respondents were asked in an open-ended format why they think views are changing too quickly or not quickly enough, when it comes to issues surrounding transgender and nonbinary people. For those who say things are changing too quickly, responses fell into several different categories. Some indicated that new ways of thinking about gender were inconsistent with their religious beliefs. Others expressed concern that the long-term consequences of medical gender transitions are not well-known, or that changing views on gender identity are merely a fad that's being pushed by the media. Still others said they worry that there's too much discussion of these issues in schools these days.

For those who say views are not changing quickly enough, some pointed to discrimination and a lack of acceptance of trans and nonbinary people. Others pointed to legislative initiatives in some states aimed at restricting the rights of trans and nonbinary people. Many also said that too many people in our society aren't open to change when it comes to these issues.²

More than four-in-ten Americans say societal views on gender identity are changing too quickly

% saying views in our society are changing ___ when it comes to issues related to transgender people and those who don't identify as a man or a woman



*Estimates for Asian adults are representative of English speakers only.

Note: Share of respondents who didn't offer an answer not shown. White, Black and Asian adults include those who report being only one race and are not Hispanic. Hispanics are of any race.

Source: Survey of U.S. adults conducted May 16-22, 2022.

"Americans' Complex Views on Gender Identity and Transgender Issues"

PEW RESEARCH CENTER

² Open-ended responses (quotations) have been lightly edited for clarity and length.

In their own words: Why do some people think views on issues related to transgender people and those who don't identify as a man or a woman are changing too quickly?

General concerns about the pace of change

"The issue is so new to me I can't keep up. I don't know what to think about all of this new information. I'm baffled by so many changes."

"It takes quite a bit of time for society to accept changes. I have not been aware of this issue for very long. I am relatively conservative and feel that changes need time to be accepted."

Religious reasons

"People now believe everyone should just forget about their birth identity and just go along with what they think they are. God made us all for a reason and if He intended us to pick our gender then there would be no reason to be born with specific male or female parts."

"I have a personal religious belief that sex is an essential part of our eternal identity and that identifying as something other than you are ... just doesn't make a lot of sense."

"I believe GOD created a man and a woman. We have overstepped our bounds in messing with the miracle of life. I side with my creator."

Concerns about long-term medical consequences

"We do not know the long-term health problems of hormone therapy, especially in young children."

"More time needs to pass to study mental, physical, emotional ramifications of medications & surgeries, especially when done before puberty and/or adulthood."

"Accepting gender fluidity, especially for younger children, seems quick. Also, medical treatments related to gender for people under 18 seems to be being accepted without longer term studies."

It's a fad/Driven by the media

"I respect people's views about themselves, and I will refer to them in the way they want to be referred to, but I believe it's become trendy because it's being pushed so much in culture, especially for children."

"News media, social media and entertainment media companies are trying to change, and it seems they have been succeeding in changing public opinion on this issue for many people."

"It is encouraging kids who are easily influenced to participate in the 'in' fad when their brains are not fully developed."

Concerns about schools

"Elementary school students should not be subjected to instruction on sex identity, any questions the child asks should be referred to a parent."

"I think that young people are exposed to these issues at too early an age. I believe that it is up to the parents, and I oppose schools that want to include it in the 'curriculum.'"

"It's being pushed on society and especially on younger children, confusing them all the more. This is not something that should be taught in schools."

In their own words: Why do some people think views on issues related to transgender people and those who don't identify as a man or a woman are changing too slowly?

Discrimination

"There is far too much discrimination, hate, and violence directed toward people who are brave enough to stand up for who they truly are. We, as a country and as a society, need to respect how people want to identify themselves and be kind toward one another, end of story."

"Protections for basic rights to self-determination in identity, health care choices, privacy, and consensual relationships should be a bare minimum that our society can provide for everyone – transgender people included."

"There's too much discrimination. People need to quit controlling other people's private lives. I consider them very brave for having the courage to be who they identify with."

"Equal protection has not kept up with trans issues, including trans youth and the right to gender-affirming care."

Legislative efforts

"Acceptance is not changing quick enough. There remains discrimination and elected officials are passing laws that make it more difficult for transgender individuals in society to live, work and exist."

"We are going backwards with all the anti-gay & -trans legislation that is being passed."

"For every step forward, it feels like there are two steps back with reactive conservative laws."

"These laws are working to restrict the rights of trans and nonbinary people, and also discrimination is still very high which results in elevated rates of suicide, poverty, violence and homelessness especially for people of color."

"The spate of laws being proposed that would take away the rights of transgender people is evidence that we're a long way from treating them right."

Society is not open to change

"Too many people are simply stuck in the binary. We, as a society, need to just accept that someone else's gender identity is whatever they say it is and it rarely has any bearing on the lives of others."

"These are people. Who they say they are is all that matters. Society, mostly conservatives, doesn't understand change in any form. So, they fight it. And they hinder the ability for others to learn about themselves and others, which slows growing as a society to a crawl."

"It's an issue that has been in the closet for centuries. It's time to acknowledge and accept that gender identity is a spectrum and not binary."

"We are not accepting the changes. We refuse to see what is in front of us. We care too much about not changing the status quo as we know it."

"Society often views this as a phase or a period of uncertainty in their life. Instead, it's about a person bringing their gender identity in line with what they have experienced internally all their life."

Most say they're not paying close attention to news about bills related to transgender people

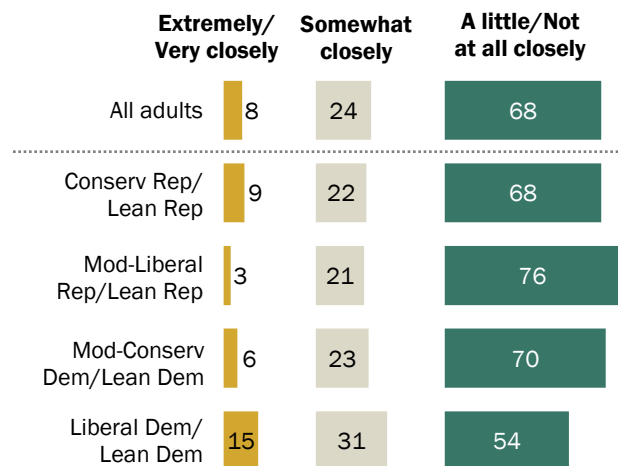
Many states are [considering legislation](#) related to people who are transgender, but a relatively small share of U.S. adults (8%) say they're following news about these bills extremely or very closely. Another 24% say they're following this somewhat closely, while about two-thirds say they're following it either a little closely (23%) or not all closely (44%).³

Only about one-in-ten or less across age, racial and ethnic groups, and across levels of educational attainment, say they are following news about bills related to people who are transgender extremely or very closely. Six-in-ten or more across demographic groups say they're following news about these bills a little closely or not closely at all.

Liberal Democrats and Democratic-leaning independents (46%) are more likely than moderate and conservative Democrats (29%) to say they are following news about state bills related to people who are transgender at least somewhat closely. Conservative Republicans and Republican leaners (31%) are more likely than their moderate and liberal counterparts (24%) – but less likely than liberal Democrats – to be following news about these bills at least somewhat closely. Still, half or more among each of these groups say they have been following news about this a little or not at all closely.

Liberal Democrats are more likely than other groups to be following news about bills related to trans people closely

% saying they have been following news about bills recently proposed by several states related to people who are transgender ...



Note: Share of respondents who didn't offer an answer not shown.
Source: Survey of U.S. adults conducted May 16-22, 2022.
"Americans' Complex Views on Gender Identity and Transgender Issues"

PEW RESEARCH CENTER

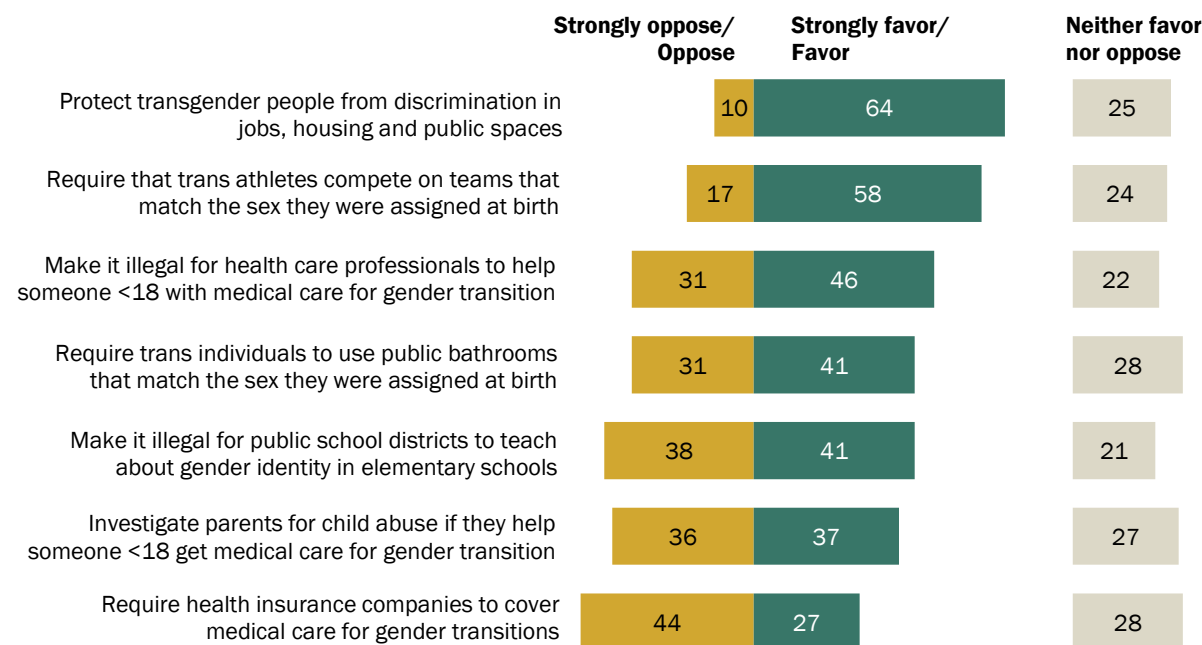
³ The shares who say they are following news about this a little or not at all closely do not add up to the combined share shown in the chart due to rounding.

About six-in-ten would favor requiring that transgender athletes compete on teams that match their sex at birth

The survey asked respondents how they feel about some current laws and policies that are either in place or being considered across the U.S. related to transgender issues. Only two of seven items are either endorsed or rejected by a majority: 64% say they would favor policies that protect transgender individuals from discrimination in jobs, housing, and public spaces such as restaurants and stores, and 58% say they would favor policies that require that transgender athletes compete on teams that match the sex they were assigned at birth rather than the gender they identify with.

Most Americans say they would favor laws that would protect transgender people from discrimination in jobs, housing and public spaces

% saying they would ___ each of the following laws or policies that are either in place or being considered in the U.S.



Note: Share of respondents who didn't offer an answer not shown. The wording of some items was shortened for space. See topline for full question wording.

Source: Survey of U.S. adults conducted May 16-22, 2022.

"Americans' Complex Views on Gender Identity and Transgender Issues"

PEW RESEARCH CENTER

Even though there is not a majority consensus on most of these laws or policies, there are gaps of at least 10 percentage points on three items. Some 46% say they would favor making it illegal for health care professionals to provide someone younger than 18 with medical care for gender

transitions, and 41% would favor requiring transgender individuals to use public bathrooms that match the sex they were assigned at birth rather than the gender they identify with; 31% say they would oppose each of these. Meanwhile, more say they would *oppose* (44%) than say they would favor (27%) requiring health insurance companies to cover medical care for gender transitions.

Views are more divided when it comes to laws and policies that would make it illegal for public school districts to teach about gender identity in elementary schools (41% favor and 38% oppose) or that would investigate parents for child abuse if they helped someone younger than 18 get medical care for a gender transition (37% favor and 36% oppose). Some 21% and 27%, respectively, say they'd neither favor nor oppose these policies.

Views on many policies related to transgender issues vary by age, party, and race and ethnicity

Majorities of U.S. adults across age groups express support for laws and policies that would protect transgender individuals from discrimination in jobs, housing, and public spaces such as restaurants and stores. About seven-in-ten adults ages 18 to 29 (70%) and 30 to 49 (68%) say they favor such protections, as do about six-in-ten adults ages 50 to 64 (60%) and 65 and older (59%).

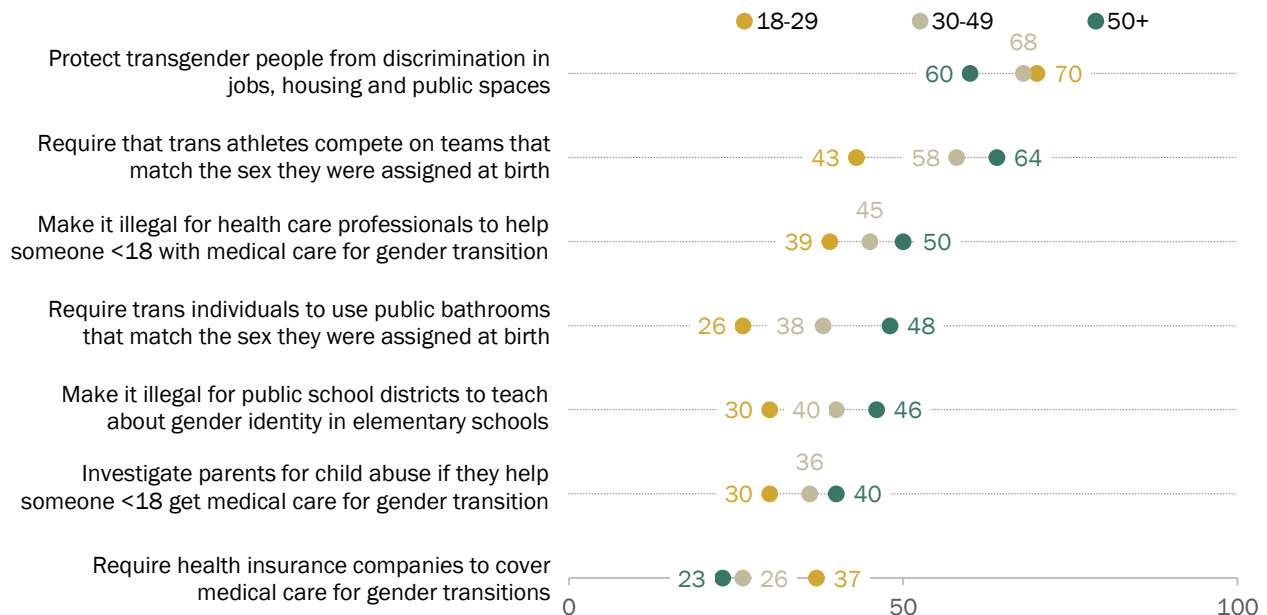
But adults younger than 30 are more likely than those in each of the older age groups to say they favor laws or policies that would require health insurance companies to cover medical care for gender transitions (37% among those younger than 30 vs. about a quarter among each of the older age groups). They're also less likely than older adults to express support for bills and policies that would restrict the rights of people who are transgender or limit what schools teach about gender identity. On most items, those ages 50 to 64 and those 65 and older express similar views.

Views differ even more widely along party lines. For example, eight-in-ten Democrats say they favor laws or policies that would protect trans individuals from discrimination, compared with 48% of Republicans. Conversely, by margins of about 40 percentage points or more, Republicans are more likely than Democrats to express support for laws or policies that would do each of the following: require trans athletes to compete on teams that match the sex they were assigned at birth (85% of Republicans vs. 37% of Democrats favor); make it illegal for health care professionals to provide someone younger than 18 with medical care for a gender transition (72% vs. 26%); make it illegal for public school districts to teach about gender identity in elementary schools (69% vs. 18%); require transgender individuals to use public bathrooms that match the sex they were assigned at birth (67% vs. 20%); and investigate parents for child abuse if they help someone younger than 18 get medical care for a gender transition (59% vs. 17%).

Overall, White adults tend to be more likely than Black, Hispanic and Asian adults to express support for laws and policies that would restrict the rights of transgender people or limit what schools can teach about gender identity. But among Democrats, White adults are often *less* likely than other groups to favor such laws and policies, particularly compared with their Black and Hispanic counterparts. And White Democrats are more likely than Black, Hispanic and Asian Democrats to say they favor protecting trans individuals from discrimination and requiring health insurance companies to cover medical care for gender transitions.

Views of laws and policies related to transgender issues differ by age

% saying they would strongly favor or favor each of the following laws or policies that are either in place or being considered in the U.S.



Note: Other responses included “strongly oppose,” “oppose” and “neither favor nor oppose.” The wording of some items was shortened for space. See topline for full question wording.

Source: Survey of U.S. adults conducted May 16-22, 2022.

“Americans’ Complex Views on Gender Identity and Transgender Issues”

PEW RESEARCH CENTER

Sizable shares say forms and government documents should include options other than ‘male’ and ‘female’

About four-in-ten Americans (38%) say government documents such as passports and driver’s licenses that ask about a person’s gender should include options other than “male” and “female” for people who don’t identify as either; a larger share (44%) say the same about forms and online profiles that ask about a person’s gender.

Half of adults younger than 30 say government documents that ask about gender should include options other than “male” and “female,” compared with 39% of those ages 30 to 49, 35% of those 50 to 64 and 33% of adults 65 and older. When it comes to forms and online profiles, 54% of adults younger than 30 and 47% of those ages 30 to 49 say these forms should include more than two gender options; smaller shares of adults ages 50 to 64 and 65 and older (37% each) say the same.

Views on this vary considerably by party. A majority of Democrats and Democratic-leaning independents say forms and online profiles (64%) and government documents (58%) that ask about a person’s gender should include options other than “male” and “female.” In contrast, about eight-in-ten or more Republicans and Republican leaners say forms and online profiles (79%) and government documents (83%) should *not* include more than these two gender options.

Those who say they know someone who is nonbinary are more likely than those who don’t know anyone who’s nonbinary to say forms and government documents should include gender options other than “male” and “female.” Still, 39% of those who don’t know anyone who’s nonbinary say forms and online profiles should include other gender options, and 33% say the same about government documents that ask about a person’s gender. Conversely, 31% of those who say they

About four-in-ten or more say forms and government documents should offer options other than ‘male’ and ‘female’

% saying that when ____ ask about a person’s gender, they should include options other than “male” and “female” for people who don’t identify as either

	Forms and online profiles	Government documents
All adults	44	38
Ages 18-29	54	50
30-49	47	39
50-64	37	35
65+	37	33
Rep/Lean Rep	20	16
Dem/Lean Dem	64	58

Note: Question wording for government documents included the phrase “such as passports and driver’s licenses.”

Source: Survey of U.S. adults conducted May 16-22, 2022.

“Americans’ Complex Views on Gender Identity and Transgender Issues”

PEW RESEARCH CENTER

know someone who’s nonbinary say forms and online profiles should *not* include options other than “male” and “female,” and 41% say this about government documents.

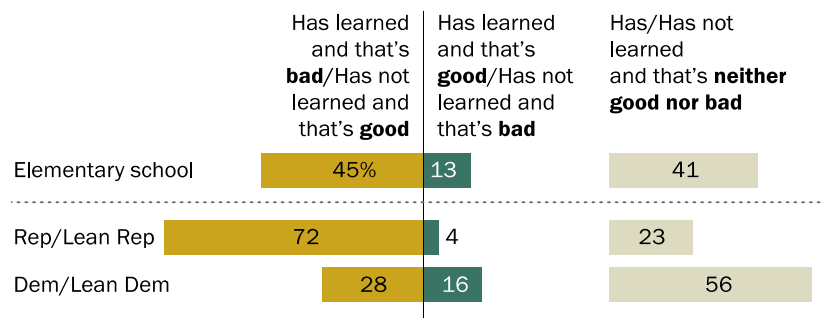
About three-in-ten parents of K-12 students say their children have learned about people who are trans or nonbinary at school

In recent months, lawmakers in several states have introduced legislation that would [prohibit or limit instruction on sexual orientation or gender identity](#) in schools. The survey asked parents of K-12 students whether any of their children have learned about people who are transgender or who don’t identify as a boy or a girl from a teacher or another adult at their school and how they feel about the fact that their children have or have not learned about this.

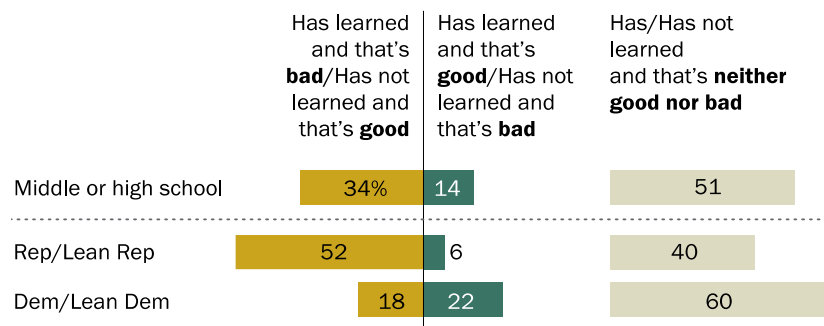
Some 37% of parents with children in middle or high school say their middle or high schoolers have learned about people who are transgender or who don’t identify as a boy or a girl from a teacher or another adult at their school; a much smaller share of parents of elementary school students (16%) say the same. Overall, 29% of parents with children in elementary, middle or high

Views on children learning about people who are trans or nonbinary at school differ by party, children’s age

Parents of **elementary school** students were asked 1) whether their child had learned about people who are transgender or don’t identify as a boy or girl from a teacher or another adult at their school, then asked 2) whether this was good, bad or neither. % saying their child ...



Parents of **middle or high school** students were asked the same questions, but about what their middle or high schooler has learned. % saying their child ...



Note: Share of respondents who didn’t offer an answer to the question of whether or not their children have learned about this or to the question about whether it is good, bad or neither good nor bad that their children have or have not learned about this not shown. Source: Survey of U.S. adults conducted May 16-22, 2022. “Americans’ Complex Views on Gender Identity and Transgender Issues”

PEW RESEARCH CENTER

school say at least one of their K-12 children have learned about this at school.

Similar shares of parents of K-12 students in urban (31%), suburban (27%) and rural (32%) areas – and in the Northeast (34%), Midwest (33%), South (26%) and West (28%) – say their school-age children have learned about people who are transgender or who don't identify as a boy or a girl. And Republican (27%) and Democratic (31%) parents are also about equally likely to say their children have learned about this in school. None of these differences are statistically significant.

Many parents of K-12 students don't think it's good for their children to learn about people who are transgender or nonbinary from their teachers or other adults at school. Among parents of elementary school students, 45% either say their children have learned about people who are trans or nonbinary at school and see this is a *bad* thing or say their children have *not* learned about this and say this is a *good* thing. A far smaller share (13%) say it's a good thing that their elementary school children have learned about people who are trans or nonbinary or that it's a bad thing that they *haven't* learned about this. And about four-in-ten (41%) say it's neither good nor bad that their elementary school children have or haven't learned about people who are transgender or nonbinary.

Among parents with children in middle or high school, 34% say it's a bad thing that their children have learned about people who are trans or nonbinary at school *or* that it's a good thing that they haven't; 14% say it's good that their middle or high schoolers have learned about this *or* that it's bad that they haven't; and 51% say it's neither good nor bad that their children have or haven't learned about this in school.

Republican and Republican-leaning parents with children in elementary, middle and high school are more likely than their Democratic and Democratic-leaning counterparts to say it's a bad thing that their children have learned about people who are trans or nonbinary at school or that it's a good thing that they haven't. In turn, Democratic parents are more likely to say it's *good* that their children *have* learned about this or *bad* that they *haven't*. They are also more likely to say it's neither good nor bad that their children have or haven't learned about people who are trans or nonbinary at school.

Acknowledgments

This report is a collaborative effort based on the input and analysis of the following individuals. Find related reports online at [pewresearch.org/topic/gender-lgbtq](https://www.pewresearch.org/topic/gender-lgbtq)

Kim Parker, *Director of Social Trends Research*

Juliana Horowitz, *Associate Director, Research*

Anna Brown, *Research Associate*

Rachel Minkin, *Research Associate*

Kiley Hurst, *Research Assistant*

Stella Sechopoulos, *Former Research Assistant*

Travis Mitchell, *Digital Producer*

Michael Keegan, *Senior Information Graphics Designer*

David Kent, *Senior Copy Editor*

Tanya Arditi, *Communications Manager*

Julia O'Hanlon, *Communications Associate*

Gar Meng Leong, *Communications Associate*

In addition, the project benefited greatly from the guidance of the Pew Research Center methodology team: Courtney Kennedy, Andrew Mercer, Ashley Amaya, Nick Bertoni, Dorene Asare-Marfo, Nick Hatley and Arnold Lau.

Methodology

The American Trends Panel survey methodology

Overview

The American Trends Panel (ATP), created by Pew Research Center, is a nationally representative panel of randomly selected U.S. adults. Panelists participate via self-administered web surveys. Panelists who do not have internet access at home are provided with a tablet and wireless internet connection. Interviews are conducted in both English and Spanish. The panel is being managed by Ipsos.

Data in this report is drawn from the panel wave conducted from May 16 to May 22, 2022. A total of 10,188 panelists responded out of 11,668 who were sampled, for a response rate of 87%. The cumulative response rate accounting for nonresponse to the recruitment surveys and attrition is 3%. The break-off rate among panelists who logged on to the survey and completed at least one item is 1%. The margin of sampling error for the full sample of 10,188 respondents is plus or minus 1.6 percentage points.

Panel recruitment

The ATP was created in 2014, with the first cohort of panelists invited to join the panel at the end of a large, national, landline and cellphone random-digit-dial survey that was conducted in both English and Spanish. Two additional recruitments were conducted using the same method in 2015 and 2017, respectively. Across these three surveys, a total of 19,718 adults were invited to join the ATP, of whom 9,942 (50%) agreed to participate.

In August 2018, the ATP switched from telephone to address-based recruitment. Invitations were sent to a stratified, random sample of

American Trends Panel recruitment surveys

Recruitment dates	Mode	Invited	Joined	Active panelists remaining
Jan. 23 to March 16, 2014	Landline/ cell RDD	9,809	5,338	1,596
Aug. 27 to Oct. 4, 2015	Landline/ cell RDD	6,004	2,976	936
April 25 to June 4, 2017	Landline/ cell RDD	3,905	1,628	470
Aug. 8 to Oct. 31, 2018	ABS	9,396	8,778	4,421
Aug. 19 to Nov. 30, 2019	ABS	5,900	4,720	1,619
June 1 to July 19, 2020; Feb. 10 to March 31, 2021	ABS	3,197	2,812	1,693
May 29 to July 7, 2021 Sept. 16 to Nov. 1, 2021	ABS	1,329	1,162	933
	Total	39,540	27,414	11,668

Note: Approximately once per year, panelists who have not participated in multiple consecutive waves or who did not complete an annual profiling survey are removed from the panel. Panelists also become inactive if they ask to be removed from the panel.

PEW RESEARCH CENTER

households selected from the U.S. Postal Service’s Delivery Sequence File. Sampled households receive mailings asking a randomly selected adult to complete a survey online. A question at the end of the survey asks if the respondent is willing to join the ATP. Starting in 2020, another stage was added to the recruitment. Households that do not respond to the online survey are sent a paper version of the questionnaire, \$5, and a postage-paid return envelope. A subset of the adults returning the paper version of the survey are invited to join the ATP. This subset of adults receive a follow-up mailing with a \$10 pre-incentive and invitation to join the ATP.

Across the four address-based recruitments, a total of 19,822 adults were invited to join the ATP, of whom 17,472 agreed to join the panel and completed an initial profile survey. In each household, the adult with the next birthday was asked to go online to complete a survey, at the end of which they were invited to join the panel. Of the 27,414 individuals who have ever joined the ATP, 11,668 remained active panelists and continued to receive survey invitations at the time this survey was conducted.

The U.S. Postal Service’s Delivery Sequence File has been estimated to cover as much as 98% of the population, although some studies suggest that the coverage could be in the low 90% range.⁴ The American Trends Panel never uses breakout routers or chains that direct respondents to additional surveys.

Sample design

The overall target population for this survey was non-institutionalized persons ages 18 and older, living in the U.S., including Alaska and Hawaii. All active panel members were invited to participate in this wave.

Questionnaire development and testing

The questionnaire was developed by Pew Research Center in consultation with Ipsos. The web program was rigorously tested on both PC and mobile devices by the Ipsos project management team and Pew Research Center researchers. The Ipsos project management team also populated test data that was analyzed in SPSS to ensure the logic and randomizations were working as intended before launching the survey.

Pew Research Center conducted two online focus groups that helped inform the questionnaire development. Both groups were comprised of U.S. adults who think that whether someone is a man or a woman is determined by the sex they were assigned at birth. Participants in one group described their political ideology as very conservative or conservative, while participants in the

⁴ AAPOR Task Force on Address-based Sampling. 2016. “[AAPOR Report: Address-based Sampling](#).”

other group were politically moderate, liberal or very liberal. The questionnaire development was also informed by conversations with several experts outside the Center. These conversations were designed to help identify and explore key themes related to the broad topic of gender identity.

Incentives

All respondents were offered a post-paid incentive for their participation. Respondents could choose to receive the post-paid incentive in the form of a check or a gift code to Amazon.com or could choose to decline the incentive. Incentive amounts ranged from \$5 to \$20 depending on whether the respondent belongs to a part of the population that is harder or easier to reach. Differential incentive amounts were designed to increase panel survey participation among groups that traditionally have low survey response propensities.

Data collection protocol

The data collection field period for this survey was May 16 to May 22, 2022. Postcard notifications were mailed to all ATP panelists with a known residential address on May 16.

Invitations were sent out in two separate launches: Soft Launch and Full Launch. Sixty panelists were included in the soft launch, which began with an initial invitation sent on May 16. The ATP panelists chosen for the initial soft launch were known responders who had completed previous ATP surveys within one day of receiving their invitation. All remaining English- and Spanish-speaking panelists were included in the full launch and were sent an invitation on May 17.

All panelists with an email address received an email invitation and up to two email reminders if they did not respond to the survey. All ATP panelists that consented to SMS messages received an SMS invitation and up to two SMS reminders.

Invitation and reminder dates

	Soft Launch	Full Launch
Initial invitation	May 16, 2022	May 17, 2022
First reminder	May 19, 2022	May 19, 2022
Final reminder	May 21, 2022	May 21, 2022

Data quality checks

To ensure high-quality data, the Center’s researchers performed data quality checks to identify any respondents showing clear patterns of satisficing. This includes checking for very high rates of leaving questions blank, as well as always selecting the first or last answer presented. As a result of this checking, three ATP respondents were removed from the survey dataset prior to weighting and analysis.

Weighting

The ATP data is weighted in a multistep process that accounts for multiple stages of sampling and nonresponse that occur at different points in the survey process. First, each panelist begins with a base weight that reflects their probability of selection for their initial recruitment survey. The base weights for panelists recruited in different years are scaled to be proportionate to the effective sample size for all active panelists in their cohort and then calibrated to align with the population benchmarks in the accompanying table to correct for nonresponse to recruitment surveys and panel attrition. If only a subsample of panelists was invited to participate in the wave, this weight is adjusted to account for any differential probabilities of selection.

Weighting dimensions

Variable	Benchmark source
Age x Gender	2019 American Community Survey (ACS)
Education x Gender	
Education x Age	
Race/Ethnicity x Education	
Born inside vs. outside the U.S. among Hispanics and Asian Americans	
Years lived in the U.S.	
Census region x Metro/Non-metro	2020 CPS March Supplement
Volunteerism	2019 CPS Volunteering & Civic Life Supplement
Voter registration	2018 CPS Voting and Registration Supplement
Party affiliation	2021 National Public Opinion Reference Survey (NPORS)
Frequency of internet use	
Religious affiliation	

Note: Estimates from the ACS are based on non-institutionalized adults. Voter registration is calculated using procedures from Hur, Achen (2013) and rescaled to include the total U.S. adult population.

PEW RESEARCH CENTER

Among the panelists who completed the survey, this weight is then calibrated again to align with the population benchmarks identified in the accompanying table and trimmed at the 1st and 99th percentiles to reduce the loss in precision stemming from variance in the weights. Sampling errors and tests of statistical significance take into account the effect of weighting.

Some of the population benchmarks used for weighting come from surveys conducted prior to the coronavirus outbreak that began in February 2020. However, the weighting variables for panelists recruited in 2021 were measured at the time they were recruited to the panel. Likewise, the profile variables for existing panelists were updated from panel surveys conducted in July or August 2021.

This does not pose a problem for most of the variables used in the weighting, which are quite stable at both the population and individual levels. However, volunteerism may have changed over the intervening period in ways that made their 2021 measurements incompatible with the available (pre-pandemic) benchmarks. To address this, volunteerism is weighted using the profile variables that were measured in 2020. For all other weighting dimensions, the more recent panelist measurements from 2021 are used.

For panelists recruited in 2021, plausible values were imputed using the 2020 volunteerism values from existing panelists with similar characteristics. This ensures that any patterns of change that were observed in the existing panelists were also reflected in the new recruits when the weighting was performed.

The following table shows the unweighted sample sizes and the error attributable to sampling that would be expected at the 95% level of confidence for different groups in the survey.

Group	Unweighted sample size	Plus or minus ...
Total sample	10,188	1.6 percentage points
Rep/Lean Rep	4,841	2.2 percentage points
Dem/Lean Dem	5,092	2.2 percentage points

Sample sizes and sampling errors for other subgroups are available upon request. In addition to sampling error, one should bear in mind that question wording and practical difficulties in conducting surveys can introduce error or bias into the findings of opinion polls.

Dispositions and response rates

Final dispositions	AAPOR code	Total
Completed interview	1.1	10,188
Logged onto survey; broke off	2.12	115
Logged onto survey; did not complete any items	2.1121	59
Never logged on (implicit refusal)	2.11	1,301
Survey completed after close of the field period	2.27	2
Completed interview but was removed for data quality		3
Screened out		0
Total panelists in the survey		11,668
Completed interviews	I	10,188
Partial interviews	P	0
Refusals	R	1,478
Non-contact	NC	2
Other	O	0
Unknown household	UH	0
Unknown other	UO	0
Not eligible	NE	0
Total		11,668
AAPOR RR1 = I / (I+P+R+NC+O+UH+UO)		

Cumulative response rate	Total
Weighted response rate to recruitment surveys	12%
% of recruitment survey respondents who agreed to join the panel, among those invited	69%
% of those agreeing to join who were active panelists at start of Wave 109	43%
Response rate to Wave 109 survey	87%
Cumulative response rate	3%

A note about the Asian sample

This survey includes a total sample size of 363 Asian adults. The sample primarily includes English-speaking Asian adults and, therefore, may not be representative of the overall Asian American population. Despite this limitation, it is important to report the views of Asian adults on the topics in this study. As always, Asian adults' responses are incorporated into the general population figures throughout this report.