

FOR RELEASE JANUARY 24, 2023

Parenting in America Today

Mental health concerns top the list of worries for parents; most say being a parent is harder than they expected

BY Rachel Minkin and Juliana Horowitz

FOR MEDIA OR OTHER INQUIRIES:

Kim Parker, Director, Social Trends Research

Juliana Horowitz, Associate Director, Research

Tanya Ardit, Communications Manager

202.419.4372

www.pewresearch.org

RECOMMENDED CITATION

Pew Research Center, January 2023, "Parenting in America Today"

About Pew Research Center

Pew Research Center is a nonpartisan, nonadvocacy fact tank that informs the public about the issues, attitudes and trends shaping the world. It does not take policy positions. The Center conducts public opinion polling, demographic research, computational social science research and other data-driven research. It studies politics and policy; news habits and media; the internet and technology; religion; race and ethnicity; international affairs; social, demographic and economic trends; science; research methodology and data science; and immigration and migration. Pew Research Center is a subsidiary of The Pew Charitable Trusts, its primary funder.

© Pew Research Center 2023

How we did this

Pew Research Center conducted this study to better understand how American parents approach parenting. This analysis is based on 3,757 U.S. parents with children under age 18. The data was collected as part of a larger survey of parents with children younger than 18 conducted Sept. 20 to Oct. 2, 2022. Most of the parents who took part are members of the Center's American Trends Panel (ATP), an online survey panel that is recruited through national, random sampling of residential addresses. This survey also included an oversample of Black, Hispanic and Asian parents from Ipsos' KnowledgePanel, another probability-based online survey web panel recruited primarily through national, random sampling of residential addresses.

Address-based sampling ensures that nearly all U.S. adults have a chance of selection. The survey is weighted to be representative of the U.S. adult population by gender, race, ethnicity, partisan affiliation, education and other categories. Read more about the [ATP's methodology](#).

Read more about [the questions used](#) for this report and the report's [methodology](#).

Terminology

References to White, Black and Asian adults include only those who are not Hispanic and identify as only one race. Hispanics are of any race.

All references to party affiliation include those who lean toward that party. Republicans include those who identify as Republicans and those who say they lean toward the Republican Party. Democrats include those who identify as Democrats and those who say they lean toward the Democratic Party.

“Middle income” is defined here as two-thirds to double the median annual family income for panelists on the American Trends Panel. “Lower income” falls below that range; “upper income” falls above it. See the [methodology](#) for more details.

Table of Contents

About Pew Research Center	1
How we did this	2
Terminology	3
1. Gender and parenting	13
2. Race, ethnicity and parenting	21
3. Income and parenting	30
Acknowledgments	36
Methodology	37

Parenting in America Today

Mental health concerns top the list of worries for parents; most say being a parent is harder than they expected

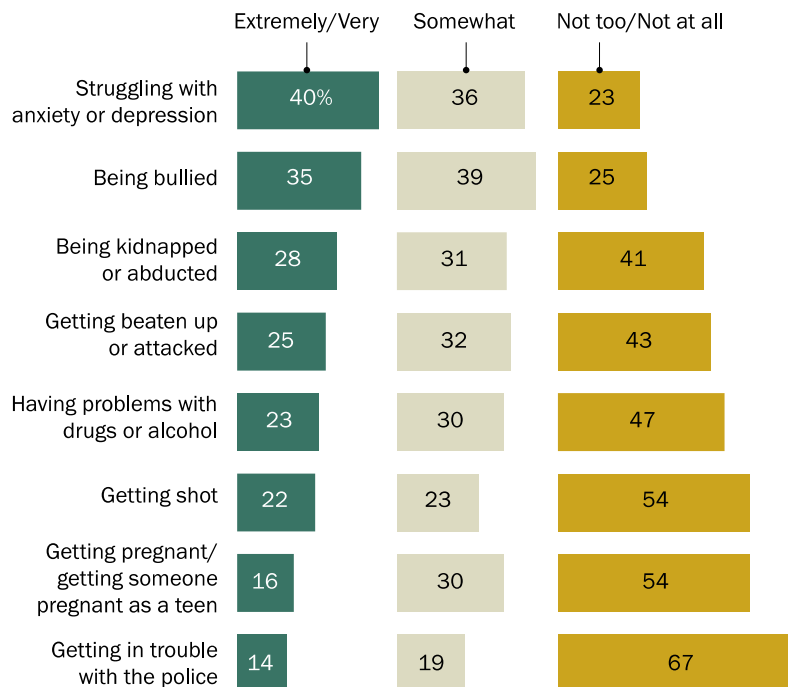
In the wake of the [COVID-19 pandemic](#) and amid reports of a growing [youth mental health crisis](#), four-in-ten U.S. parents with children younger than 18 say they are extremely or very worried that their children might struggle with anxiety or depression at some point. In fact, mental health concerns top the list of parental worries, followed by 35% who are similarly concerned about their children being bullied, according to a new Pew Research Center survey. These items trump parents' concerns about certain physical threats to their children, the dangers of drugs and alcohol, teen pregnancy and getting in trouble with the police.

By significant margins, mothers are more likely than

fathers to worry about most of these things. There are also differences by income and by race and ethnicity, with lower-income and Hispanic parents generally more likely than other parents to worry about their children's physical safety, teen pregnancy and problems with drugs and alcohol. Black and Hispanic parents are more likely than White and Asian parents to say they are extremely or very worried about their children getting shot or getting in trouble with the police.

Mental health tops the list of parental concerns

% of parents saying they are ___ worried about each of the following happening to any of their children at some point



Note: Share of respondents who didn't offer an answer not shown.
Source: Survey of U.S. parents conducted Sept. 20-Oct. 2, 2022.
"Parenting in America Today"

PEW RESEARCH CENTER

(Differences in parental worries, approaches to parenting, and parents' goals and aspirations are explored in more depth later in this report. The chapters focus on distinctions by [gender](#), [race and ethnicity](#), and [income level](#).)

When asked about their aspirations for their children when they reach adulthood, parents prioritize financial independence and career satisfaction. Roughly nine-in-ten parents say it's extremely or very important to them that their children be financially independent when they are adults, and the same share say it's equally important that their children have jobs or careers they enjoy. About four-in-ten (41%) say it's extremely or very important to them that their children earn a college degree, while smaller shares place a lot of importance on their children eventually becoming parents (20%) and getting married (21%).

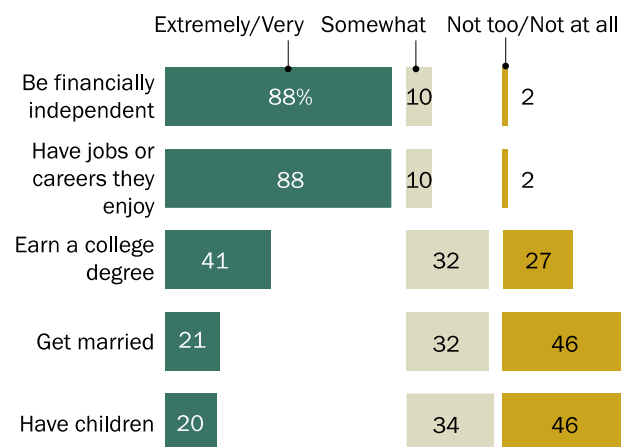
There are sharp differences by race and ethnicity when it comes to the importance parents place on their children graduating from college: 70% of Asian parents say this is extremely or very important to them, compared with 57% of Hispanic parents, 51% of Black parents, and just 29% of White parents.

In a nod to the adage about family life that parenting is the hardest job in the world, most parents (62%) say being a parent has been at least somewhat harder than they expected, with about a quarter (26%) saying it's been *a lot* harder. This is especially true of mothers, 30% of whom say being a parent has been a lot harder than they expected (compared with 20% of fathers).

At the same time, most parents give themselves high marks for the job they're doing, with 64% saying they do an excellent or very good job as a parent; 32% say they do a good job, while just 4% say they do an only fair or poor job as a parent. Mothers and fathers give themselves similarly high ratings, but there are differences by income and by race and ethnicity (upper-income and Black and White parents are the most likely to say they do an excellent or very good job).

Parents prioritize financial stability, job satisfaction for their children when they reach adulthood

% of parents saying it is ___ important to them that their children do each of the following as adults



Note: Share of respondents who didn't offer an answer not shown.
Source: Survey of U.S. parents conducted Sept. 20-Oct. 2, 2022.
"Parenting in America Today"

PEW RESEARCH CENTER

While a relatively small share of parents place a high level of importance on their own children having children one day, the vast majority – including among mothers and fathers and across income and racial and ethnic groups – describe being a parent as the most (30%) or one of the most (57%) important aspects to who they are as a person. Mothers (35%) are more likely than fathers (24%) to say being a parent is *the most* important aspect. And Black (42%) and Hispanic (38%) parents are more likely than White (25%) or Asian (24%) parents to say the same.

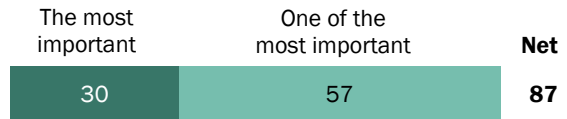
Related: [How Today's Parents Say Their Approach to Parenting Does – or Doesn't – Match Their Own Upbringing](#)

These are among the major findings of the nationally representative survey of 3,757 U.S. parents with children younger than 18, conducted Sept. 20-Oct. 2, 2022, using the Center's [American Trends Panel](#).¹ Other findings from the survey:

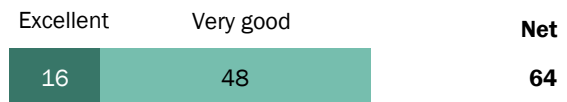
Most parents say parenting is harder than they expected, but give themselves high marks for the job they're doing

% of parents saying ...

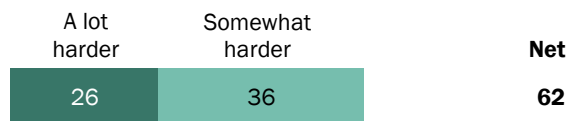
Being a parent is ___ aspect(s) to who they are as a person



They would rate the job they do as a parent as ...



Being a parent has been ___ compared with how they thought parenting would be



Source: Survey of U.S. parents conducted Sept. 20-Oct. 2, 2022. "Parenting in America Today"

PEW RESEARCH CENTER

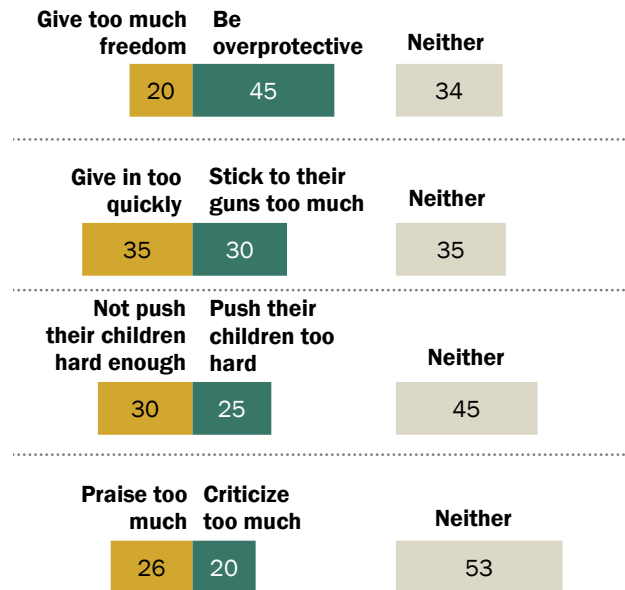
¹ The survey includes an oversample of Black, Hispanic and Asian parents. For details, see the [Methodology](#) section of the report.

Parents often don't adhere to a specific parenting style. When asked whether they're a parent who tends to stick to their guns too much or give in too quickly, praise or criticize their children too much, be overprotective or give too much freedom, and push their children too hard or not hard enough, shares ranging from 34% to 53% say neither option best describes their parenting style. Still, more than four-in-ten parents (45%) say they tend to be overprotective, compared with 20% who say they tend to give too much freedom. And somewhat larger shares say they tend to give in too quickly (35%) rather than stick to their guns too much (30%), praise their children too much (30%) rather than criticize them too much (20%), and not push their children hard enough (30%) rather than push them too hard (25%).

There are wide differences in some of the ways mothers and fathers describe their parenting style. For example, about half of mothers (51%) say they tend to be overprotective, compared with 38% of fathers. In turn, fathers (24%) are more likely than mothers (16%) to say they tend to give their children too much freedom. Mothers are also more likely than fathers to say they tend to give in too quickly (40% vs. 27%, respectively), while fathers are more likely to say they stick to their guns too much (36% vs. 24% of mothers).

More than four-in-ten parents describe themselves as overprotective

% of parents saying they are a parent who tends to ...



Note: Share of respondents who didn't offer an answer not shown. Question wording included the phrase "Which of the following best describes your parenting style, even if neither is exactly right?" Source: Survey of U.S. parents conducted Sept. 20-Oct. 2, 2022. "Parenting in America Today"

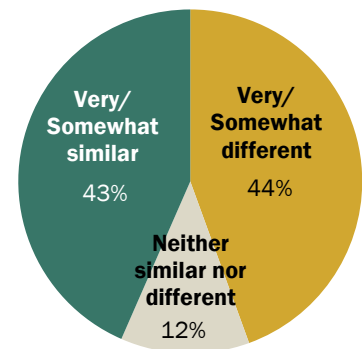
PEW RESEARCH CENTER

Roughly as many parents say they are trying to raise their children in a similar way to how they were raised (43%) as say they are trying to raise them differently (44%). Fathers are more likely to say they are raising their children in a similar way to how they were raised (47%) than to say they are raising them differently (40%). In turn, 48% of mothers say they are trying to raise their children differently from how they were raised, while 40% say they are trying to raise them in a similar way.

There are also differences along racial, ethnic, and income lines. About half (49%) of White parents say they are raising their children in a similar way to how they were raised, compared with 42% of Black parents, 37% of Asian parents and 32% of Hispanic parents. And while 51% of parents with upper incomes say they are trying to raise their children similarly to how they were raised, smaller shares of those with middle (46%) and lower (35%) incomes say the same. *(For more on the ways in which parents are trying to raise their children in a similar or different way to how they were raised, see [How Today's Parents Say Their Approach to Parenting Does – or Doesn't – Match Their Own Upbringing.](#))*

Comparable shares are raising their kids similarly to vs. differently from their own upbringing

% of parents saying they are trying to raise their children in a ___ way compared with how they were raised



Note: Share of respondents who didn't offer an answer (<0.5%) not shown.

Source: Survey of U.S. parents conducted Sept 20-Oct. 2, 2022. "Parenting in America Today"

PEW RESEARCH CENTER

Parents are more likely to say they feel judged by family members than by their friends, other parents in their community or people they interact with online.

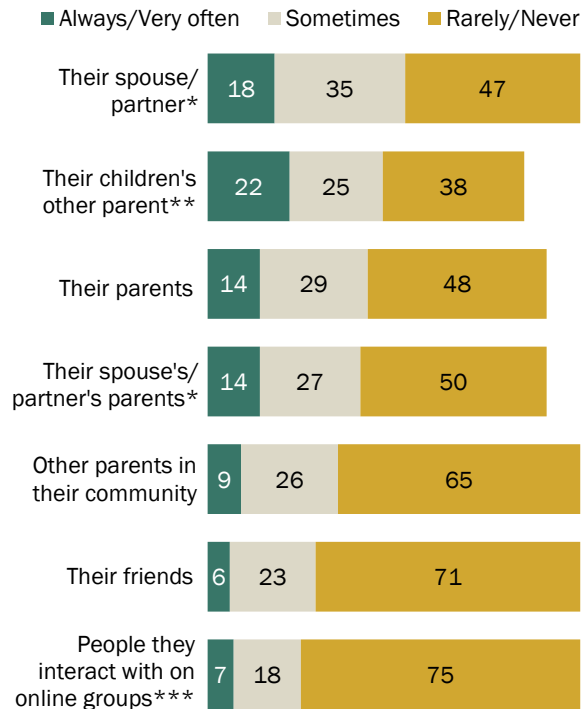
About half of married or cohabiting parents (52%) say they feel judged by their spouse or partner for how they parent their children at least some of the time, with 18% saying they feel this way always or very often. About four-in-ten or more parents also say they feel judged by their own parents (44%) and their spouse or partner’s parents (41% among those who are married or cohabiting) at least sometimes. Smaller shares say they feel judged at least sometimes by other parents in their community (35%), their friends (29%) or people they interact with on online groups or message boards (25% who offered an answer, excluding those who said this didn’t apply).

Among married and cohabiting parents, fathers are more likely than mothers to say they feel judged by their spouse at least sometimes for how they parent their children, but mothers are more likely than fathers to say they feel judged by people other than their spouse or partner. There are also some differences by race and ethnicity, with Asian parents more likely than other racial or ethnic groups to say they feel judged by their own parents and White parents more likely than other groups to say they feel judged by other parents in their community.

While about half or fewer parents say they regularly feel judged by different groups, a majority of parents (57%) say they think their children’s successes and failures reflect a great deal or a fair amount on the job they’re doing as a parent. About a third (34%) say they reflect some, and just 9% say they do not reflect much or at all on their job as a parent.

About half of married, cohabiting parents feel judged by their spouse or partner at least sometimes

% of parents saying they feel judged by each of the following for how they parent their children ...



*Based on those who are married or living with a partner.
 **Based on those who are neither married nor living with a partner.
 ***Based on those who offered an answer, excluding those who said this doesn't apply to them. The full wording includes "online groups or message boards."
 Note: Share of respondents who didn't offer an answer not shown. The items about respondents' children's other parent, respondents' parents, and respondents' spouse's/partner's parents included the option "does not apply." These responses, which range from 8% to 15%, are not shown.
 Source: Survey of U.S. parents conducted Sept. 20-Oct. 2, 2022. "Parenting in America Today"

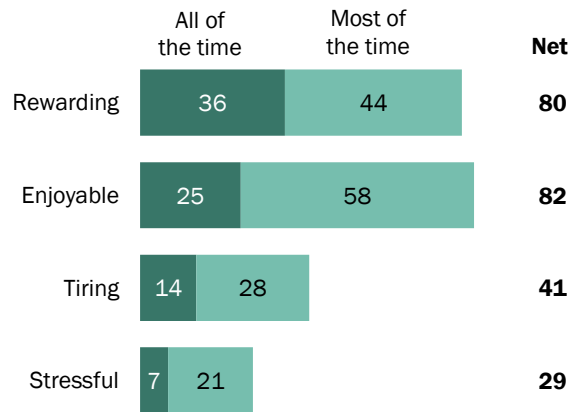
PEW RESEARCH CENTER

The vast majority of parents say being a parent is enjoyable and rewarding all or most of the time, but substantial shares also find it tiring and stressful. About four-in-ten parents (41%) say being a parent is tiring and 29% say it is stressful all or most of the time. Mothers and fathers are about equally likely to say being a parent is enjoyable and rewarding, but larger shares of mothers than fathers say parenting is tiring (47% vs. 34%) and stressful (33% vs. 24%) at least most of the time.

Experiences also vary based on the ages of the children. Parents with children younger than age 5 are more likely than those whose youngest child is 5 or older to say they find parenting to be tiring and stressful. A majority of those with children in the youngest age group (57%) say being a parent is tiring all or most of the time, compared with 39% of those whose youngest child is 5 to 12 years old and 24% of those whose youngest child is a teenager. And while about a third (35%) of those with a child younger than 5 say parenting is stressful all or most of the time, about a quarter of those whose children are all 5 or older say the same.

Most parents say parenting is rewarding and enjoyable, but some also find it tiring and stressful

% of parents saying they find being a parent to be rewarding/enjoyable/tiring/stressful ...



Note: Figures may not add to subtotals due to rounding.
 Source: Survey of U.S. parents conducted Sept. 20-Oct. 2, 2022. "Parenting in America Today"

PEW RESEARCH CENTER

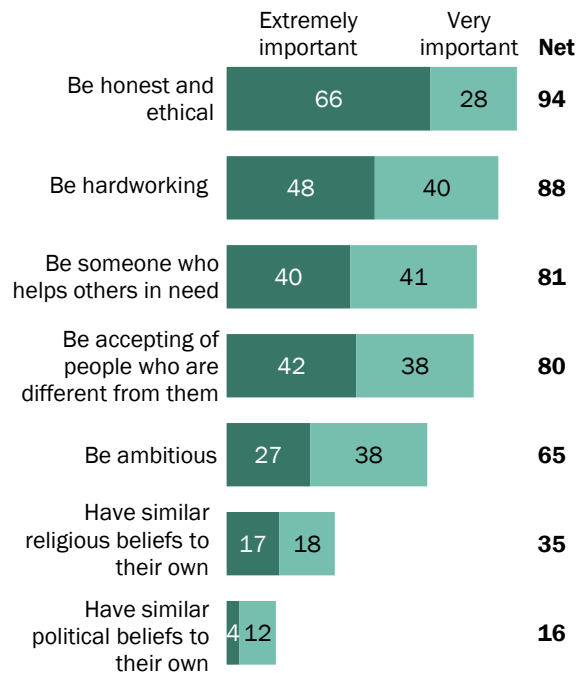
In thinking about the kind of people they hope their children will be as adults, parents place the most emphasis on their children being honest and ethical. About two-thirds of parents (66%) say it's extremely important to them that their children grow up to be honest and ethical adults. About half (48%) say the same about their children being hardworking, while about four-in-ten say it's extremely important to them that their children become the kind of people who are accepting of people who are different from them (42%) and who help others in need (40%). A smaller share (27%) place this level of importance on their children being ambitious as adults. Majorities ranging from 65% to 94% say it is at least very important that their children have each of these traits as adults.

Parents place less importance on their children growing up to have religious or political beliefs that are similar to their own. About a third (35%) say it is extremely or very important to them that their children share their religious beliefs, and 16% say the same about their children's political beliefs. Republican and Democratic parents are about equally likely to say it's at least very important to them that their children share their political beliefs.

About four-in-ten Black (40%) and Hispanic (39%) parents say it's extremely or very important to them that their children share their religious beliefs; 32% each among White and Asian parents say the same. White evangelical Protestant parents (70%) are more likely than White non-evangelical Protestant (29%) and Black Protestant parents (53%) to say it's very or extremely important to them that their children have religious beliefs that are similar to their own as adults. About a third (35%) of Catholic parents and just 8% of those who are religiously unaffiliated say this.

Fewer than half of parents place a lot of importance on their children sharing their religious and political beliefs

% of parents saying it is extremely or very important to them that their children ___ as adults



Source: Survey of U.S. parents conducted Sept. 20-Oct. 2, 2022. "Parenting in America Today"

PEW RESEARCH CENTER

1. Gender and parenting

Mothers and fathers in the United States approach parenting differently in many ways, from how they relate to their children to the worries they have about challenges their children may face, to the role being a parent plays in their lives.

Far larger shares of mothers than fathers say they are extremely or very worried that their children might experience mental health challenges or bullying and certain threats to their physical safety. Moms are also more likely than dads to say being a parent is stressful and tiring all or most of the time. And they're generally more likely than fathers to say they feel judged for how they parent their children.

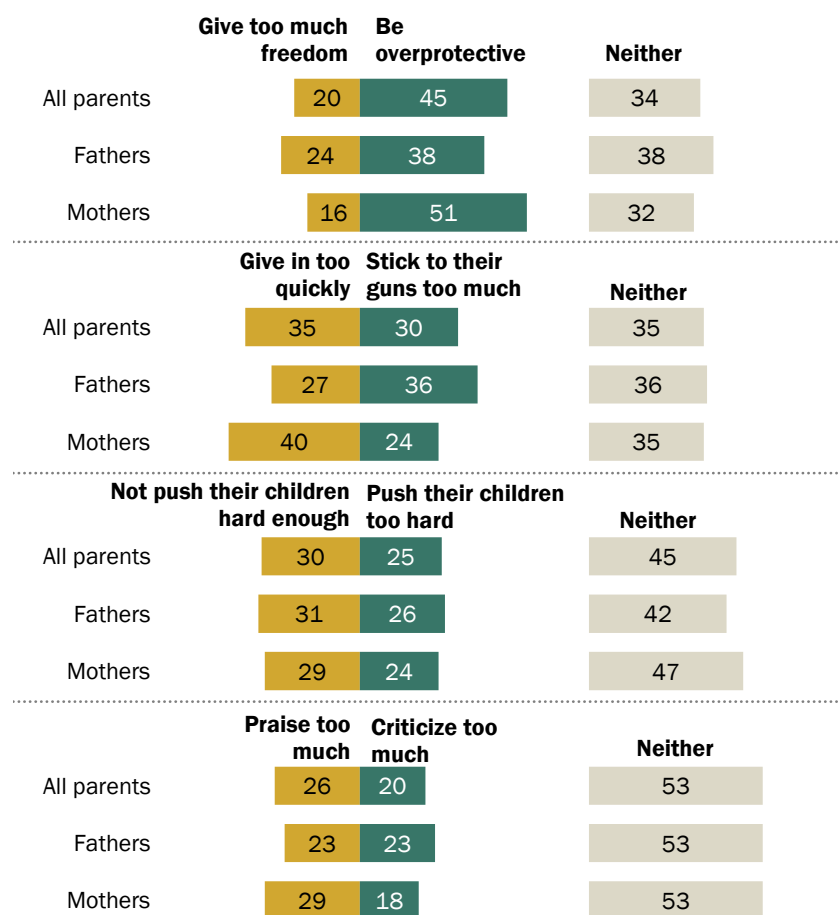
Moms and dads differ in their approach to parenting

Mothers are far more likely than fathers to describe themselves as overprotective and to say they give in to their children too quickly.

Among parents of children younger than 18, about half of mothers (51%) say they are the type of parent who tends to be overprotective, compared with 38% of fathers. On the flip

Mothers are more likely than fathers to say they are overprotective and give in too quickly

% of parents saying they are a parent who tends to ...



Note: Share of respondents who didn't offer an answer not shown. Question wording included the phrase "Which of the following best describes your parenting style, even if neither is exactly right?"

Source: Survey of U.S. parents conducted Sept. 20-Oct. 2, 2022.

"Parenting in America Today"

PEW RESEARCH CENTER

side, fathers are more likely than mothers to say they tend to give too much freedom (24% vs. 16%). Similarly, mothers (40%) are more likely than fathers (27%) to say they give in too quickly, while fathers are more likely than mothers to say they stick to their guns too much (36% vs. 24%).

There are more modest differences when it comes to how much praise or criticism parents offer: 23% of fathers (vs. 18% of mothers) say they criticize their children too much, while 29% of moms (vs. 23% of dads) say they praise them too much. There are no significant differences between mothers and fathers on whether they push their children too hard or not hard enough, but mothers are slightly more likely than fathers to say neither of those fits their parenting style.

Mothers (48%) are more likely than fathers (40%) to say they are trying to raise their children in a very or somewhat different way compared with how they were raised. In turn, fathers are more likely than mothers to say they're raising their kids very or somewhat similarly to how they were raised (47% vs. 40%, respectively).

There are also differences in how mothers and fathers see the importance of being a parent to their overall sense of identity. While the vast majority of mothers and fathers (88% and 85%, respectively) say being a parent is the most or one of the most important aspects of who they are as a person, a larger share of moms (35%) than dads (24%) say it is *the most* important aspect.

About a third of moms say being a parent is the most important aspect of who they are

% of parents saying being a parent is ___ aspect(s) to who they are as a person

	The most important	One of the most important	Net
All parents	30	57	87
Fathers	24	61	85
Mothers	35	53	88

Source: Survey of U.S. parents conducted Sept. 20-Oct. 2, 2022. "Parenting in America Today"

PEW RESEARCH CENTER

Moms, more than dads, say parenting is tiring and stressful and that they feel judged by certain groups for how they parent

Majorities of mothers (66%) and fathers (58%) say parenting is a lot or somewhat harder than they thought it would be, but mothers are more likely to say this, with a difference of 10 percentage points in the shares of mothers and fathers saying it has been *a lot* harder (30% vs. 20%, respectively).

Mothers are also more likely than fathers to say being a parent is tiring (47% vs. 34%) and stressful (33% vs. 24%) all or most of the time. Still, large majorities of moms – and dads – say they find parenting to be enjoyable and rewarding (shares ranging from 79% to 83% say this is the case all or most of the time).

Mothers are more likely than fathers to say being a parent is tiring and stressful all or most of the time

% of parents saying they find being a parent to be tiring/stressful ...

	All/Most of the time	Some of the time	Rarely/ Never
Tiring			
All parents	41%	46	12
Fathers	34	50	16
Mothers	47	44	9
Stressful			
All parents	29	58	12
Fathers	24	60	16
Mothers	33	57	10

% of parents saying being a parent has been _____ compared with how they thought parenting would be

	A lot/Somewhat harder	Neither easier nor harder	A lot/Somewhat easier
All parents	62	30	8
Fathers	58	34	8
Mothers	66	27	7

Note: Share of respondents who didn't offer an answer not shown. Source: Survey of U.S. parents conducted Sept. 20-Oct. 2, 2022. "Parenting in America Today"

PEW RESEARCH CENTER

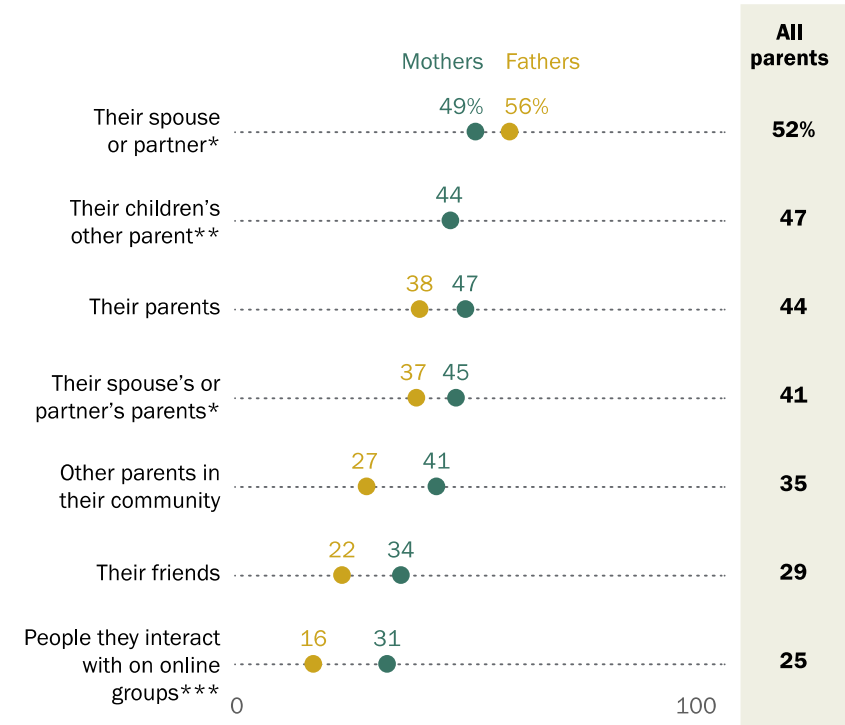
Parenting can also come with judgment, and mothers tend to feel this more than fathers. In particular, mothers are more likely than fathers to say they feel judged at least sometimes by their own parents (47% vs. 38%) and their spouse or partner’s parents (45% vs. 37% among those who are married or living with a partner) for how they parent their children. There are also double-digit differences between mothers and fathers in the shares who say they feel judged at least sometimes by other parents in their community (41% vs. 27%), their friends (34% vs. 22%) and people they interact with on online groups or message boards (31% vs. 16%, among those who offered an answer, excluding those who said this didn’t apply).

For their part, fathers are more likely than mothers to say they feel judged by their

spouse or partner at least sometimes for how they parent their children (56% vs. 49% among those who are married or living with a partner).

Mothers are more likely than fathers to say they feel judged for how they parent, except when it comes to judgment from a spouse or partner

% of parents saying they feel judged for how they parent their children at least sometimes by each of the following



*Based on those who are married or living with a partner.
 **Based on those who are neither married nor living with a partner. The number of fathers who are neither married nor living with a partner is too small to analyze separately.
 ***The full wording includes “online groups or message boards.” Based on those who offered an answer, excluding those who said this doesn’t apply to them.
 Source: Survey of U.S. parents conducted Sept. 20-Oct. 2, 2022.
 “Parenting in America Today”

PEW RESEARCH CENTER

Moms worry more than dads about a host of issues

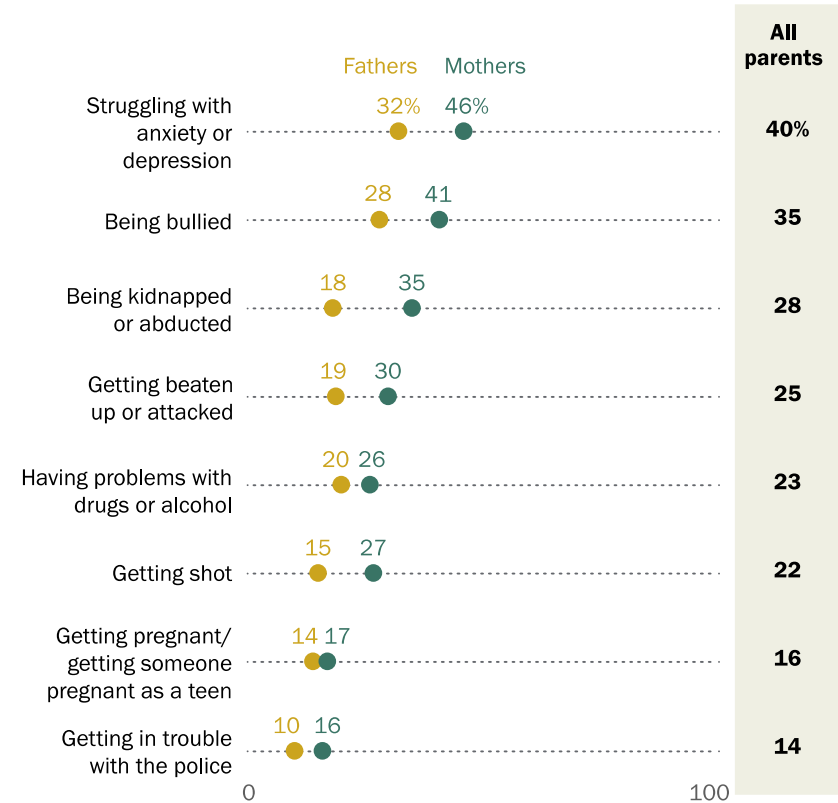
Nearly half of mothers (46%) say they are extremely or very worried their children will struggle with anxiety or depression at some point, compared with 32% of fathers. And, by double-digit margins, mothers are also more likely than fathers to say they are extremely or very worried about their children being bullied, being kidnapped or abducted, getting beaten up and getting shot. Moms are also more likely to express concerns about their children having problems with drugs or alcohol and getting in trouble with the police.

Mothers across racial and ethnic groups are generally more likely than their male counterparts to say they are extremely or very worried about their children facing certain hardships, but Hispanic mothers are especially worried. In fact,

Hispanic mothers are more likely than White, Black or Asian mothers to say they are extremely or very worried their children might face most of the experiences asked in the survey. There are no consistent patterns in concerns among fathers across racial or ethnic groups. *(For more on how parental concerns differ by race and ethnicity, see [Chapter 2.](#))*

Dads tend to be less worried than moms about their children facing certain hardships

% of parents saying they are extremely or very worried about each of the following happening to any of their children at some point



Source: Survey of U.S. parents conducted Sept. 20-Oct. 2, 2022. "Parenting in America Today"

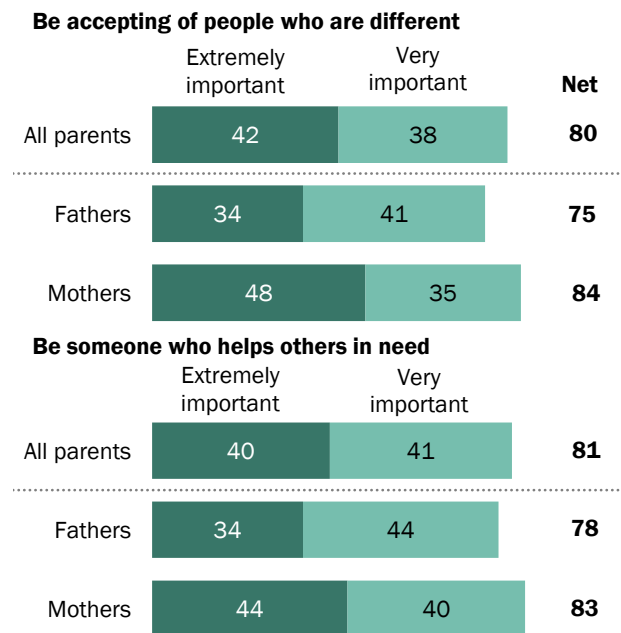
PEW RESEARCH CENTER

Mothers and fathers are more in alignment when it comes to the aspirations and goals for their children, with similar shares saying it's extremely or very important to them that their children be honest and ethical (95% and 93%, respectively), hardworking (90% and 87%), and ambitious (66% and 64%) as adults. Mothers and fathers also give similar answers when it comes to their children earning a college degree – 41% of moms and dads each say this is extremely or very important to them.

But there are some differences. Mothers are more likely than fathers to say it's extremely important to them that their children grow up to be accepting of people who are different from them and to be someone who helps others in need. For their part, fathers are more likely than mothers to say it's extremely or very important to them that their children get married (25% vs. 18% of moms) and have children (24% vs. 17%), although relatively small shares of both place great importance on either of these family milestones.

About half of moms say it's extremely important their children be accepting of people different from them as adults

% of parents saying it is extremely or very important to them that their children ___ as adults



Note: Figures may not add to subtotals due to rounding.
Source: Survey of U.S. parents conducted Sept. 20-Oct. 2, 2022.
"Parenting in America Today"

PEW RESEARCH CENTER

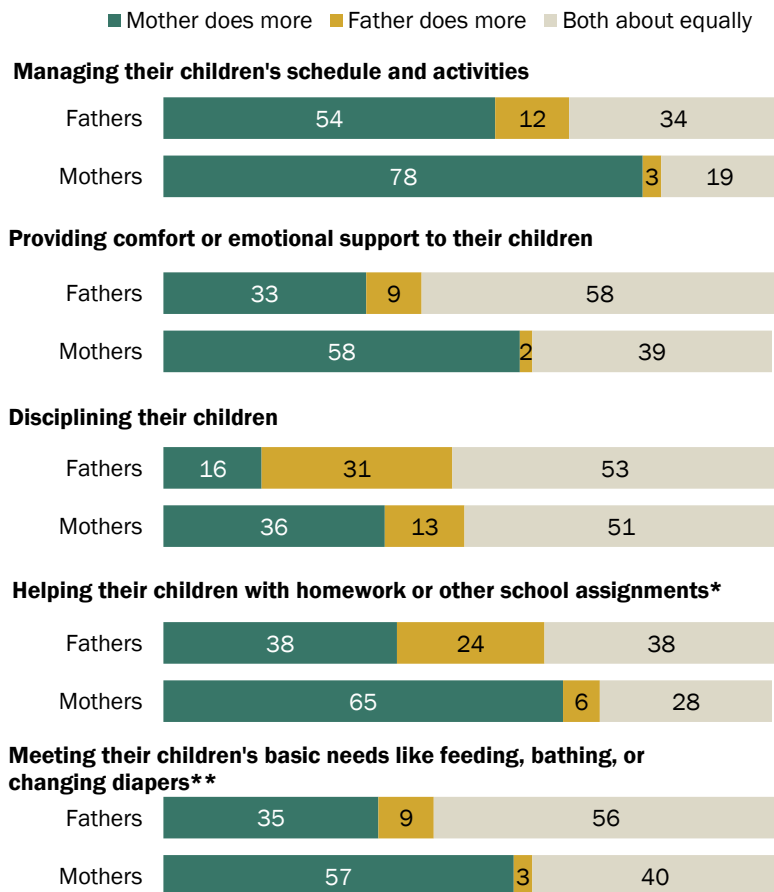
Moms and dads have different perceptions of how child care tasks are divided

Consistent with [past surveys](#), perceptions of who does more when it comes to child care responsibilities differ by gender among married and cohabiting parents in opposite-sex relationships.² Mothers tend to say they do more than their spouse or partner, while fathers tend to say they share responsibilities about equally.

Majorities of mothers say they do more than their spouse or partner when it comes to managing their children's schedule and activities (78% say they do more of this), helping their children with homework or other school assignments (65% among those with school-age children), providing comfort or emotional support to their children (58%), and meeting their children's basic needs, such as feeding, bathing or changing diapers (57% among those with children younger than 5). On each of these, fathers are more likely than

Mothers and fathers have different views of who does more when it comes to many child care tasks

Among those who are married to or living with an opposite-sex partner, % of parents who say the mother or father does more when it comes to each of the following



*Based on parents with children ages 5 to 17.

**Based on parents with children younger than 5.

Note: Share of respondents who didn't offer an answer not shown.

Source: Survey of U.S. parents conducted Sept. 20-Oct. 2, 2022.

"Parenting in America Today"

PEW RESEARCH CENTER

² There are not enough parents in same-sex relationships in the sample to analyze their views separately. Research has shown that parents in same-sex relationships [may approach the division of labor and child care](#) in their households differently than opposite-sex couples. This analysis is limited to parents in opposite-sex relationships.

mothers to say they do more or that they share these responsibilities about equally with their spouse or partner. Still, with the exception of helping their children with homework, only about one-in-ten fathers say they do more than their spouse or partner when it comes to these tasks.

When it comes to disciplining their children, similar shares of mothers (53%) and fathers (51%) say they share this responsibility with their spouse or partner about equally, but while 36% of mothers say they do more, just 16% of fathers say their spouse or partner does more in this regard. In turn, 31% of fathers say they do more disciplining than their spouse or partner, compared with 13% of mothers who say their spouse or partner does more than they do.

Mothers who say they do more than their spouse or partner when it comes to managing their children's schedules and activities and providing comfort or emotional support are more likely than those who say both parents share these responsibilities about equally to say parenting has been harder than they expected. About seven-in-ten mothers who say they do more when it comes to managing their children's schedules and activities (71%) and providing comfort or emotional support (72%) say being a parent has been at least somewhat harder than they expected, compared with 54% and 59%, respectively, among mothers who say they share these responsibilities about equally with their spouse or partner.

Previous research has found that working mothers are more likely to [carry more of the household and caregiving load](#), and many of the duties mothers take on in family life were made even more [difficult in the COVID-19 pandemic](#).

2. Race, ethnicity and parenting

Views of and experiences with parenthood differ in particular ways among racial and ethnic groups in the United States. Black and Hispanic parents are more likely than White and Asian parents to say being a parent is the most important aspect of who they are as people, though large majorities of all groups say it is at least *one* of the most important aspects. And Black parents are more likely than White, Hispanic and Asian parents to give themselves high marks for the job they are doing as a parent.

The worries parents have also vary by racial and ethnic group. Hispanic parents are more likely than White, Black and Asian parents to worry about their children facing nearly every issue asked about in the survey, including bullying, problems with drugs and alcohol, teen pregnancy and certain physical threats. And while about a quarter of Black and Hispanic parents say they are extremely or very worried that their children might get in trouble with the police, roughly one-in-ten Asian parents and an even smaller share of White parents share this concern.

Looking ahead to when their children are adults, Asian parents stand out as the most likely to say it is extremely or very important to them that their children earn a college degree and get married. About nine-in-ten or more across racial and ethnic groups place a high level of importance on their children being honest and ethical as adults, but White parents are the most likely to say this is *extremely* important. In turn, a larger share of Black parents than those who are White, Hispanic or Asian say it's extremely important to them that their children be ambitious as adults.

Black, Hispanic parents are more likely than White, Asian parents to see being a parent as the most important aspect of who they are

Across all major racial and ethnic groups, overwhelming majorities of those with children younger than 18 say being a parent is one of the most important aspects or the most important aspect of who they are as a person. But far larger shares of Black and Hispanic parents than White and Asian parents say it is *the most* important aspect. About four-in-ten Black (42%) and Hispanic (38%) parents say this, compared with 25% of White and 24% of Asian parents.

There are also some key differences in how parents across racial and ethnic groups rate the job they're doing as parents. Black parents are the most likely to rate themselves highly, with about seven-in-ten (71%) saying they are doing at least a very good job, including 29% who say they are doing an *excellent* job. About two-thirds of White parents (66%) and smaller majorities of Hispanic (59%) and Asian parents (56%) say they are doing at least a very good job, with only 13% of White parents and 16% each among Hispanic and Asian parents saying they are doing an excellent job.

About four-in-ten Black and Hispanic parents say being a parent is the most important aspect of who they are

% of parents saying being a parent is ___ aspect(s) to who they are as a person

	The most important	One of the most important	Net
All parents	30	57	87
White	25	61	87
Black	42	46	88
Hispanic	38	50	88
Asian*	24	60	83

*Estimates for Asian adults are representative of English speakers only.

Note: Figures may not add to subtotals due to rounding. White, Black and Asian adults include those who report being only one race and are not Hispanic. Hispanics are of any race.

Source: Survey of U.S. parents conducted Sept. 20-Oct. 2, 2022.

"Parenting in America Today"

PEW RESEARCH CENTER

In reflecting on how they're raising their own children compared with how they were raised, White parents are the most likely to say they are trying to raise their children similarly: About half (49%) say this compared with 42% of Black parents, 37% of Asian parents and 32% of Hispanic parents. Hispanic parents (53%) are more likely than White (41%) and Black (44%) parents to say they are trying to raise their children differently; some 47% of Asian parents say the same.

Related: [How Today's Parents Say Their Approach to Parenting Does – or Doesn't – Match Their Own Upbringing](#)

White parents most likely to say they are trying to raise their children similarly to how they were raised

% of parents saying they are trying to raise their children in a ___ way compared with how they were raised

	Very/Somewhat different	Very/Somewhat similar	Neither
All parents	44	43	12
White	41	49	10
Black	44	42	14
Hispanic	53	32	15
Asian*	47	37	16

*Estimates for Asian adults are representative of English speakers only.

Note: Share of respondents who didn't offer an answer not shown. White, Black and Asian adults include those who report being only one race and are not Hispanic. Hispanics are of any race.

Source: Survey of U.S. parents conducted Sept. 20-Oct. 2, 2022.

"Parenting in America Today"

PEW RESEARCH CENTER

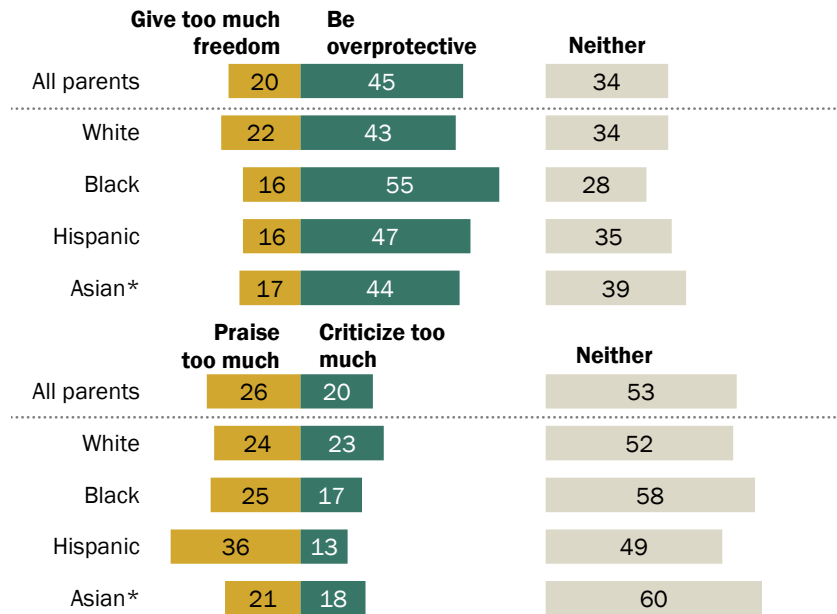
When asked about their parenting style, parents across racial and ethnic groups are more likely to describe themselves as overprotective than to say they give their children too much freedom. Black parents are especially likely to see themselves as overprotective: 55% describe themselves this way, followed by 47% of Hispanic parents, 44% of Asian parents and 43% of White parents.

There is less consensus when it comes to other aspects of parenting styles, but some interesting differences emerge. Hispanic parents (36%) are more likely than White (24%), Black (25%) and Asian (21%) parents to say they praise their children too much rather than criticizing them too much, but about half or more across racial and ethnic groups say

neither of these describes their parenting style. And while a larger share of White parents say they tend to give in too quickly (39%) than say they tend to stick to their guns too much (29%), Black, Hispanic and Asian parents are more evenly divided between these two approaches.

Hispanic parents are most likely to say they praise their children too much; Black parents are most likely to say they are overprotective

% of parents saying they are a parent who tends to ...



*Estimates for Asian adults are representative of English speakers only.
 Note: Share of respondents who didn't offer an answer not shown. Question wording included the phrase "Which of the following best describes your parenting style, even if neither is exactly right?" White, Black and Asian adults include those who report being only one race and are not Hispanic. Hispanics are of any race.
 Source: Survey of U.S. parents conducted Sept. 20-Oct. 2, 2022.
 "Parenting in America Today"

PEW RESEARCH CENTER

Black, Hispanic parents are more likely than White, Asian parents to say parenting is always rewarding, enjoyable

About two-thirds of White and Asian parents (65% each) say being a parent has been a lot or somewhat harder than expected; 58% of Hispanic parents and 53% of Black parents say the same.

For the most part, parents across racial and ethnic groups find being a parent to be enjoyable and rewarding at least most of the time, but Black and Hispanic parents are more likely than White and Asian parents to say this is the case *all* of the time. Some 45% of Black and Hispanic parents say being a parent is rewarding all of the time, compared with 31% of White parents and 23% of Asian parents. And while about four-in-ten Black and Hispanic parents find being a parent to be enjoyable all of the time (39% each), far smaller shares of White (18%) and Asian (13%) parents say the same.

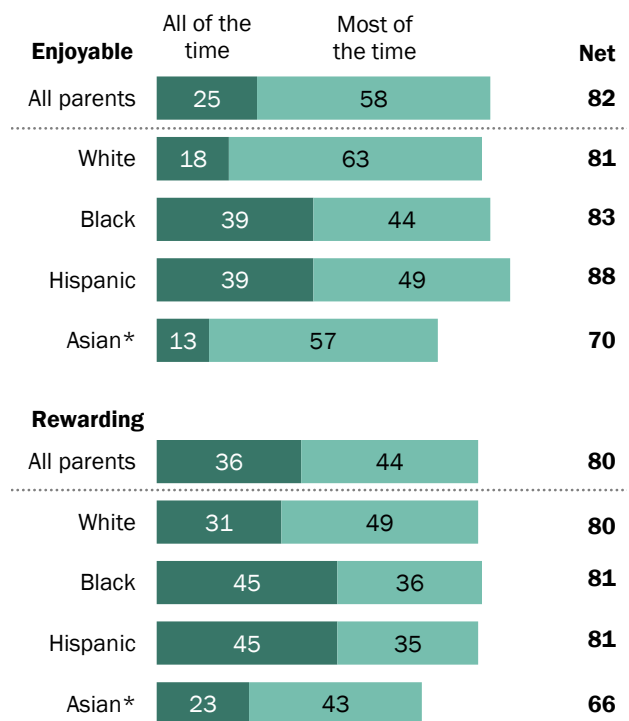
Fewer than half of parents across racial and ethnic groups say being a parent is stressful or tiring all or most of the time. While there are no significant differences in the shares of White, Black, Hispanic or Asian parents who say parenting is stressful, White parents are the most likely to say it is tiring all or most of the time. Some 46% of White parents say this, compared with 33% of Black parents and 36% each among Hispanic and Asian parents.

White parents are the most likely to feel judged by other parents in their community

There are also some differences in the extent to which parents across racial and ethnic groups feel judged by certain people for how they parent their children. Asian parents (53%) are more likely than their White (44%), Black (41%) and Hispanic (41%) counterparts to say they feel judged by their own parents at least sometimes. And higher shares of Asian (47%) and White (43%) parents than of

Feelings about how often parenting is enjoyable or rewarding vary by race and ethnicity

% of parents saying they find being a parent to be enjoyable/rewarding ...



*Estimates for Asian adults are representative of English speakers only.
 Note: Figures may not add to subtotals due to rounding. White, Black and Asian adults include those who report being only one race and are not Hispanic. Hispanics are of any race.
 Source: Survey of U.S. parents conducted Sept. 20-Oct. 2, 2022. "Parenting in America Today"

Black (32%) and Hispanic (37%) parents say they feel judged by their spouse or partner's parents at least sometimes (among those who are married or living with a partner).

Four-in-ten White parents say they at least sometimes feel judged by other parents in their community for how they parent their children. This is significantly higher than the shares among Asian (31%), Hispanic (28%) and Black (24%) parents.

Asian parents place more importance than other parents on college graduation, marriage for their children

Large majorities ranging from 87% to 90% across racial and ethnic groups say it's extremely or very important to them that their children be financially independent and that they have jobs or careers they enjoy as adults. Far smaller shares across groups say the same about their children graduating from college, getting married and having children, but there are some differences in the importance White, Black, Hispanic and Asian parents place on these goals.

Seven-in-ten Asian parents say it is extremely or very important to them that their children earn a college degree, compared with 57% of Hispanic parents, 51% of Black parents, and just 29% of White parents. Asian parents are also the most likely to place a lot of importance on their children getting married someday: 36% say this is extremely or very important to them, followed by about a quarter of Black and Hispanic parents (26% each) and just 17% of White parents.

Some racial and ethnic differences also emerge when it comes to the kind of people parents hope their children will become when they grow up. While majorities across groups say it's extremely or very important to them that their children grow up to be honest and ethical, hardworking, and ambitious, and that they grow up to be someone who helps others in need and who is accepting of people who are different from them, some groups are more likely than others to see these as *extremely* important.

Seven-in-ten Asian parents say it's extremely or very important for their children to earn a college degree; about three-in-ten White parents say this

% of parents saying it is extremely or very important to them that their children do each of the following as adults

	Be financially independent	Have jobs or careers they enjoy	Earn a college degree	Get married	Have children
All parents	88	88	41	21	20
White	88	87	29	17	16
Black	89	87	51	26	25
Hispanic	88	90	57	26	25
Asian*	88	87	70	36	31

*Estimates for Asian adults are representative of English speakers only.

Note: White, Black and Asian adults include those who report being only one race and are not Hispanic. Hispanics are of any race.

Source: Survey of U.S. parents conducted Sept. 20-Oct. 2, 2022.

"Parenting in America Today"

PEW RESEARCH CENTER

White parents are the most likely to say it is extremely important to them that their children be honest and ethical as adults (70% say this vs. 60% of Black parents, 62% of Hispanic parents, and 58% of Asian parents). In turn, Black parents are the most likely to say it is extremely important to them that their children be ambitious as adults (42% say this vs. 26% of White parents, 24% of Hispanic parents and 20% of Asian parents). And larger shares of White (44%) and Black (46%) parents than Hispanic (37%) and Asian (36%) parents say the same about their children growing up to be accepting of people who are different from them.

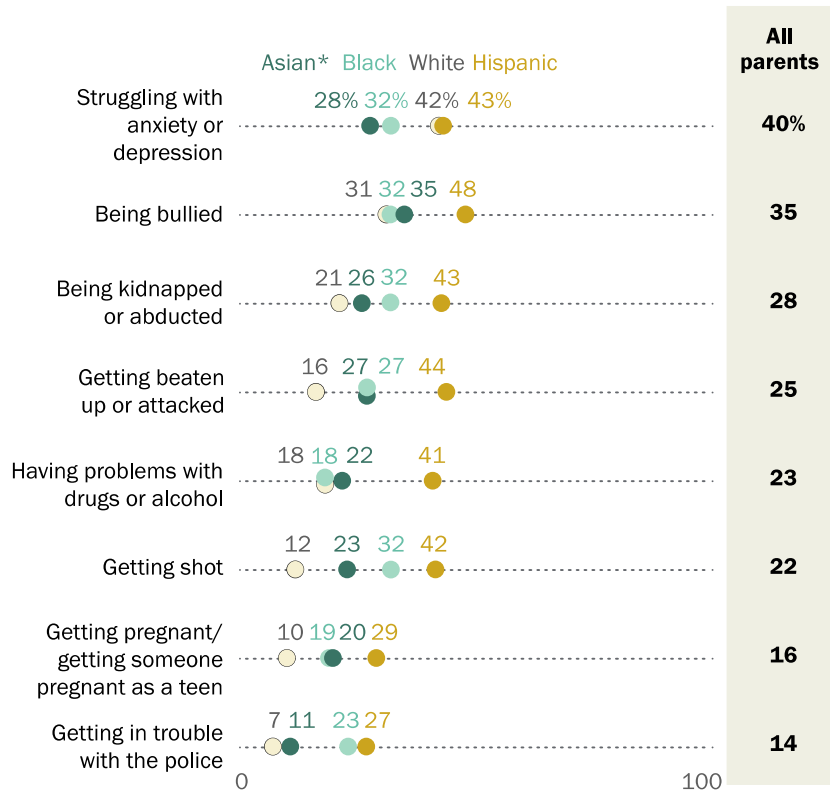
Fewer than half of parents across racial and ethnic groups say it's extremely or very important for them that their children have religious or political beliefs that are similar to theirs. In fact, only between 15% and 17% of White, Black, Hispanic and Asian parents say it's extremely or very important that their children share their political views. Four-in-ten Black parents (40%) and a similar share of Hispanic parents (39%) say it is at least very important to them that their children have similar religious beliefs to theirs when they grow up; about a third of White and Asian parents (32% each) say the same.

Hispanic parents express higher levels of concern about their children experiencing a variety of challenges

Parental worries also tend to vary by race and ethnicity. Hispanic parents express more concern than White, Black and Asian parents on six of the eight items asked about in the survey. Specifically, Hispanic parents are the most likely to say they are extremely or very worried about each of the following happening to their children at some point: being bullied, being kidnapped or abducted, getting beaten up or attacked, having problems with drugs or alcohol, getting shot, and getting pregnant or getting someone pregnant as a teenager. A [different Pew Research Center survey](#) found that Hispanic parents of teens were also more likely than Black and White parents to express high levels of concern about what their children might experience on social media (there weren't enough Asian parents in that survey to analyze separately).

Hispanic parents among the most likely to worry about challenges their kids may face; particular concerns vary across racial and ethnic groups

% of parents saying they are extremely or very worried about each of the following happening to any of their children at some point



*Estimates for Asian adults are representative of English speakers only.
 Note: White, Black and Asian adults include those who report being only one race and are not Hispanic. Hispanics are of any race.
 Source: Survey of U.S. parents conducted Sept. 20-Oct. 2, 2022.
 "Parenting in America Today"

PEW RESEARCH CENTER

Concerns about mental health are felt more acutely by White and Hispanic parents: 42% of White parents and 43% of Hispanic parents say they are extremely or very worried their children might struggle with anxiety or depression at some point, compared with 32% of Black parents and 28% of Asian parents.

Black parents (32%) are less likely than Hispanic parents (42%) to say they are extremely or very worried about their children getting shot, but Black parents are more likely than Asian (23%) and White (12%) parents to say this. And while similar shares of Black (23%) and Hispanic (27%) parents say they are extremely or very worried about their children getting in trouble with the police, just 11% of Asian parents and 7% of White parents say the same.

Among Hispanic parents, those who are foreign born are more likely than those who were born in the United States to say they are extremely or very concerned about nearly all of the items included in the survey by margins ranging from 10 percentage points (being kidnapped or abducted) to 24 points (getting beaten up or attacked and having problems with drugs or alcohol).³ The only exception is on concerns about mental health: 46% of foreign-born and 39% of U.S.-born Hispanic parents are extremely or very concerned about this, a difference that is not statistically significant.

³ U.S. born refers to those born in the 50 states or the District of Columbia. Parents who are foreign born include those born outside of the United States, including those born in Puerto Rico or other U.S. territories.

3. Income and parenting

Parental worries vary considerably across income groups in the United States. From struggles with mental health to concerns about physical safety and teen pregnancy, parents with relatively low household incomes are the most likely – and those with upper incomes are the least likely – to express a high level of concern.

Despite their concerns, lower-income parents are more likely than those with middle and upper incomes to say parenting is enjoyable and rewarding *all* of the time. But lower-income parents are also more likely than those with upper incomes to say parenting is stressful all or most of the time.

Nearly nine-in-ten parents in each income group say parenting is one of the most important aspects to who they are as a person, but larger shares of lower-income parents than those with middle and upper incomes say it's *the most* important aspect. Lower-income parents are also the least likely to say they are trying to raise their children similarly to how they were raised; upper-income parents are the most likely to say this.

Four-in-ten lower-income parents are extremely or very worried about their child getting shot

By margins ranging from 10 to 34 percentage points, larger shares of lower-income parents than those with middle and upper incomes say they are extremely or very worried about each of the following happening to their children at some point: struggling with anxiety or depression, being bullied, being kidnapped or abducted, getting beaten up or attacked, having problems with drugs or alcohol, getting shot, getting pregnant or getting someone pregnant as a teenager, and getting in trouble with the police. (Only parents with children under age 18 were included in this study.)

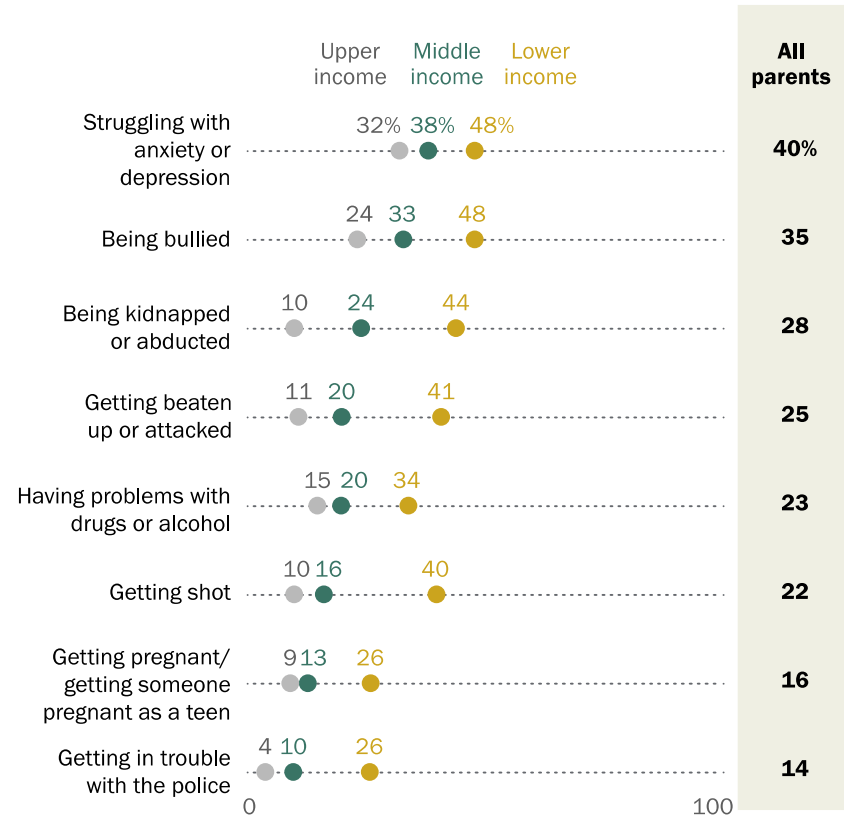
Among parents with middle and upper incomes, mental health concerns top the list of parental worries, followed by concerns about bullying. About four-in-ten middle-income parents (38%) and 32% of those with upper incomes say they are extremely or very worried that their children might struggle with anxiety or depression at some point. A third of middle-income parents and about a

quarter (24%) of those with upper incomes are similarly concerned about their children being bullied, while considerably smaller shares say they are extremely or very concerned about the other items on this list.

Among lower-income parents, mental health and bullying are also top concerns, with roughly half saying they are extremely or very concerned about their children struggling with anxiety or depression or being bullied (48% each). But other concerns are also top of mind for lower-income parents: 44% are extremely or very concerned about their children being kidnapped or abducted, 41% about their children getting beaten up or attacked, 34% about their children having problems with drugs or alcohol, and 40% about their children getting shot. In fact, lower-income parents are four times as likely as upper-income parents to express concerns about their children being the victim of a shooting (10% of upper-income parents say they are extremely or very worried about their children getting shot).

Parental worries vary widely by income

% of parents saying they are extremely or very worried about each of the following happening to any of their children at some point



Note: Family income tiers are based on adjusted 2021 earnings.
 Source: Survey of U.S. parents conducted Sept. 20-Oct. 2, 2022.
 "Parenting in America Today"

PEW RESEARCH CENTER

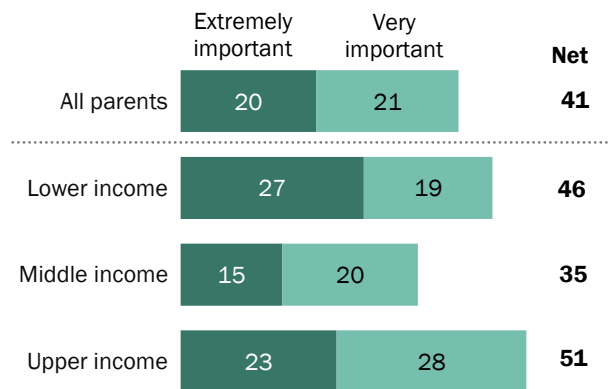
While parents in different income groups have different concerns, they largely share similar goals and aspirations for their children, with large majorities of lower-, middle- and upper-income parents saying it's extremely or very important to them that their children be honest, ethical and hardworking as adults and that they be financially independent and have jobs or careers they

enjoy. And relatively small shares – about one-in-five in each group – place a lot of importance on their children getting married and having children of their own in the future.

There are some differences, however, when it comes to the emphasis parents put on attaining a college degree: 46% of lower-income parents and 51% of upper-income parents say it is very or extremely important to them that their children earn a college degree, compared with 35% of middle-income parents. Looking at parents' own educational attainment, 51% of those with a postgraduate degree say it's extremely or very important to them that their children graduate from college, followed by 43% of those with a bachelor's degree and 40% of those with a high school diploma or less education. Parents with some college experience are the least likely to say it's extremely or very important to them that their children earn a college degree (33% say this).

Middle-income parents are less likely than others to place importance on their children earning a college degree

% of parents saying it is ___ to them that their children earn a college degree as adults



Note: Parents were also asked if it's important to them that their children get married, have children, have jobs or careers they enjoy, and be financially independent when they become adults. Family income tiers are based on adjusted 2021 earnings. Source: Survey of U.S. parents conducted Sept. 20-Oct. 2, 2022. "Parenting in America Today"

PEW RESEARCH CENTER

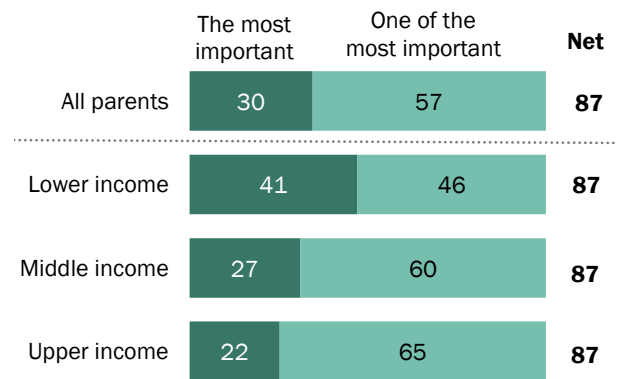
Lower-income parents are the least likely to say they are trying to raise their children the way they were raised

Across income groups, nearly nine-in-ten parents say being a parent is the most important or one of the most important aspects to who they are as a person (87% in each group say this), but those with lower incomes (41%) are much more likely than those with middle (27%) and upper incomes (22%) to say it is *the most important* aspect.

When asked if they are trying to raise their children similarly to or differently from how they were raised, about half of parents with lower incomes (49%) say they are trying to raise their children in a different way, while a smaller share (35%) say they are raising their children similarly to how they were raised. In contrast, those with upper incomes are more likely to say they are raising their children in a similar way to how they were raised (51%) than to say they're raising them differently (41%). Middle income parents are more evenly divided: 46% say they are raising their kids in a similar way to how they were raised, and 44% say they are raising them differently.

About four-in-ten lower-income parents say being a parent is the most important aspect of who they are

% of parents saying being a parent is ___ aspect(s) to who they are as a person



Note: Family income tiers are based on adjusted 2021 earnings. Source: Survey of U.S. parents conducted Sept. 20-Oct. 2, 2022. "Parenting in America Today"

PEW RESEARCH CENTER

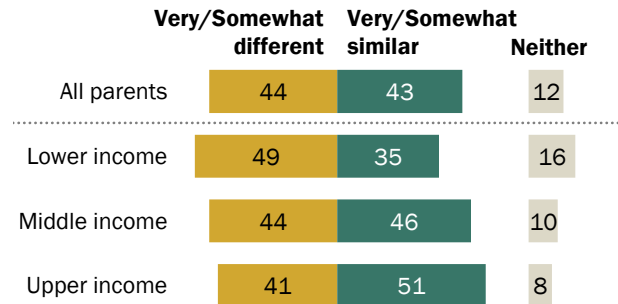
Related: [How Today's Parents Say Their Approach to Parenting Does – or Doesn't – Match Their Own Upbringing](#)

There are also some differences by income when it comes to parenting styles. While more parents across income groups say they tend to be overprotective rather than give their children too much freedom, those with lower (50%) and middle (45%) incomes are more likely than those with upper incomes (40%) to describe themselves as overprotective.

In turn, upper-income parents are more likely than those with middle and lower incomes to say they tend to push their children too hard rather than not hard enough and to offer too much criticism rather than too much praise, although majorities or pluralities across income groups say none of these describes their parenting style. About a third of upper-income parents (32%) say they push their children too hard, compared with 26% of middle-income and 20% of lower-income parents. And while 28% of parents with upper incomes say they tend to criticize their children too much, 22% of those with middle incomes and just 12% of lower-income parents say the same.

Parents' approaches to how they are raising their kids compared with how they were raised vary by income

% of parents saying they are trying to raise their children in a ___ way compared with how they were raised



Note: Share of respondents who didn't offer an answer not shown. Family income tiers are based on adjusted 2021 earnings. Source: Survey of U.S. parents conducted Sept. 20-Oct. 2, 2022. "Parenting in America Today"

PEW RESEARCH CENTER

Lower-income parents are more likely than those with higher incomes to say parenting is rewarding, enjoyable all of the time

Across income groups, majorities of about eight-in-ten or more say they find being a parent to be rewarding and enjoyable all or most of the time, but lower-income parents are the most likely to say this is always the case. Some 43% of lower-income parents say being a parent is rewarding all of the time, compared with 34% of middle-income parents and 28% of those with upper incomes. And while 38% of parents with lower incomes say being a parent is always enjoyable, 21% of those with middle incomes and just 14% of parents with upper incomes say the same.

Lower-income parents – and those with middle incomes – are also more likely than upper-income parents to say parenting is stressful all or most of the time (33% and 29% vs. 22%, respectively). While relatively small shares of parents across income groups say parenting is stressful all of the time, those with lower incomes (11%) are more likely than those with middle and upper incomes (6% each) to say this.

Lower-income parents are the most likely to see parenting as always enjoyable, rewarding

% of parents saying they find being a parent to be enjoyable/rewarding ...

	All of the time	Most of the time	Net
Enjoyable			
All parents	25	58	82
Lower income	38	49	86
Middle income	21	60	81
Upper income	14	65	79
Rewarding			
All parents	36	44	80
Lower income	43	37	80
Middle income	34	45	79
Upper income	28	53	81

Note: Figures may not add to subtotals due to rounding. Family income tiers are based on adjusted 2021 earnings.

Source: Survey of U.S. parents conducted Sept. 20-Oct. 2, 2022. "Parenting in America Today"

PEW RESEARCH CENTER

Acknowledgments

This report is a collaborative effort based on the input and analysis of the following individuals. Find related reports online at [pewresearch.org/topic/family-relationships/](https://www.pewresearch.org/topic/family-relationships/).

Kim Parker, *Director of Social Trends Research*

Juliana Horowitz, *Associate Director, Research*

Rachel Minkin, *Research Associate*

Kiley Hurst, *Research Assistant*

Dana Braga, *Research Assistant*

Shannon Greenwood, *Digital Producer*

Michael Keegan, *Senior Information Graphics Designer*

David Kent, *Senior Copy Editor*

Tanya Arditi, *Communications Manager*

Julia O'Hanlon, *Communications Associate*

Mimi Cottingham, *Communications Associate*

In addition, the project benefited greatly from the guidance of the Pew Research Center methodology team: Courtney Kennedy, Andrew Mercer, Ashley Amaya, Dorene Asare-Marfo and Arnold Lau. Former senior researcher Ruth Igielnik contributed to the development of the survey questionnaire.

Methodology

The American Trends Panel survey methodology

Overview

The American Trends Panel (ATP), created by Pew Research Center, is a nationally representative panel of randomly selected U.S. adults. Panelists participate via self-administered web surveys. Panelists who do not have internet access at home are provided with a tablet and wireless internet connection. Interviews are conducted in both English and Spanish. The panel is being managed by Ipsos.

Data in this report is drawn from the panel wave conducted from Sept. 20 to Oct. 2, 2022, among a sample of U.S. adults who are parents of at least one child under the age of 18. A total of 3,757 panelists responded out of 5,293 who were sampled, for a response rate of 76% (AAPOR RR3). This included 2,987 respondents from the ATP and an oversample of 770 Hispanic, non-Hispanic Black and non-Hispanic Asian respondents from Ipsos' KnowledgePanel in order to provide more precise estimates of the opinions and experiences of these smaller demographic subgroups. These oversampled groups are weighted back to reflect their correct proportions in the population.

The cumulative response rate accounting for nonresponse to the recruitment surveys and attrition is 2%. The break-off rate among panelists who logged on to the survey and completed at least one item is 2%. The margin of sampling error for the full sample of 3,757 respondents is plus or minus 2.2 percentage points.

Panel recruitment

The ATP was created in 2014, with the first cohort of panelists invited to join the panel at the end of a large, national, landline and cellphone random-digit-dial

American Trends Panel recruitment surveys

Recruitment dates	Mode	Invited	Joined	Active panelists remaining
Jan. 23 to March 16, 2014	Landline/ cell RDD	9,809	5,338	1,504
Aug. 27 to Oct. 4, 2015	Landline/ cell RDD	6,004	2,976	882
April 25 to June 4, 2017	Landline/ cell RDD	3,905	1,628	434
Aug. 8 to Oct. 31, 2018	ABS	9,396	8,778	4,121
Aug. 19 to Nov. 30, 2019	ABS	5,900	4,720	1,478
June 1 to July 19, 2020; Feb. 10 to March 31, 2021	ABS	3,197	2,812	1,543
May 29 to July 7, 2021				
Sept. 16 to Nov. 1, 2021	ABS	1,329	1,162	790
May 24 to July 6, 2022	ABS	2,724	2,324	1,390
	Total	42,264	29,738	12,142

Note: Approximately once per year, panelists who have not participated in multiple consecutive waves or who did not complete an annual profiling survey are removed from the panel. Panelists also become inactive if they ask to be removed from the panel. The 2022 recruitment survey was ongoing at the time W115 was conducted. The counts reflect completed recruitment interviews up through July 6, 2022.

PEW RESEARCH CENTER

survey that was conducted in both English and Spanish. Two additional recruitments were conducted using the same method in 2015 and 2017, respectively. Across these three surveys, a total of 19,718 adults were invited to join the ATP, of whom 9,942 (50%) agreed to participate.

In August 2018, the ATP switched from telephone to address-based recruitment. Invitations were sent to a stratified, random sample of households selected from the U.S. Postal Service's Delivery Sequence File. Sampled households receive mailings asking a randomly selected adult to complete a survey online. A question at the end of the survey asks if the respondent is willing to join the ATP. In 2020 and 2021 another stage was added to the recruitment. Households that did not respond to the online survey were sent a paper version of the questionnaire, \$5 and a postage-paid return envelope. A subset of the adults who returned the paper version of the survey were invited to join the ATP. This subset of adults received a follow-up mailing with a \$10 pre-incentive and invitation to join the ATP.

Across the five address-based recruitments, a total of 22,546 adults were invited to join the ATP, of whom 19,796 agreed to join the panel and completed an initial profile survey. In each household, one adult was selected and asked to go online to complete a survey, at the end of which they were invited to join the panel. Of the 29,738 individuals who have ever joined the ATP, 12,142 remained active panelists and continued to receive survey invitations at the time this survey was conducted.

The U.S. Postal Service's Delivery Sequence File has been estimated to cover as much as 98% of the population, although some studies suggest that the coverage could be in the low 90% range.⁴ The American Trends Panel never uses breakout routers or chains that direct respondents to additional surveys.

Sample design

The overall target population for this survey was non-institutionalized persons ages 18 and older living in the U.S., including Alaska and Hawaii, who are parents of at least one child under the age of 18. The ATP sample consisted of all current panel members who reported having at least one child under the age of 18 on the ATP's 2022 annual profile survey. The ATP was supplemented with an oversample of Hispanic, non-Hispanic Black and non-Hispanic Asian respondents from the KnowledgePanel who are parents of at least one child under the age of 18.

Questionnaire development and testing

The questionnaire was developed by Pew Research Center in consultation with Ipsos. The web program was rigorously tested on both PC and mobile devices by the Ipsos project management

⁴ AAPOR Task Force on Address-based Sampling. 2016. "[AAPOR Report: Address-based Sampling.](#)"

team and Pew Research Center researchers. The Ipsos project management team also populated test data that was analyzed in SPSS to ensure the logic and randomizations were working as intended before launching the survey.

Incentives

All ATP respondents were offered a post-paid incentive for their participation. Respondents could choose to receive the post-paid incentive in the form of a check or a gift code to Amazon.com or could choose to decline the incentive. Incentive amounts ranged from \$5 to \$20 depending on whether the respondent belongs to a part of the population that is harder or easier to reach. Differential incentive amounts were designed to increase panel survey participation among groups that traditionally have low survey response propensities.

Ipsos operates an ongoing modest incentive program for KnowledgePanel to encourage participation and create member loyalty. The incentive program includes special raffles and sweepstakes with both cash rewards and other prizes to be won. Typically, panel members are assigned no more than one survey per week. On average, panel members complete two to three surveys per month with durations of 10 to 15 minutes per survey. An additional incentive is usually provided for longer surveys. For this survey, during the last few days of data collection, KnowledgePanel members who self-identified as Asian or Asian American were offered 10,000 points (equivalent to \$10) in addition to the regular incentive program in an attempt to boost the number of responses from panel members who identified as Asian or Asian American.

Data collection protocol

The data collection field period for this survey was Sept. 20 to Oct. 2, 2022. Postcard notifications were mailed to all ATP panelists with a known residential address on Sept. 19.

Invitations were sent out in two separate launches: Soft Launch and Full Launch. Sixty ATP panelists and 609 KnowledgePanel panelists were included in the soft launch, which began with an initial invitation sent on Sept. 20. The ATP panelists chosen for the initial soft launch were known responders who had completed previous ATP surveys within one day of receiving their invitation. All remaining English- and Spanish-speaking panelists were included in the full launch and were sent an invitation on Sept. 22.

All panelists with an email address received an email invitation and up to four email reminders if they did not respond to the survey. All ATP panelists who consented to SMS messages received an SMS invitation and up to four SMS reminders.

Invitation and reminder dates

	Soft Launch	Full Launch
Initial invitation	Sept. 20, 2022	Sept. 22, 2022
First reminder	Sept. 24, 2022	Sept. 24, 2022
Second reminder	Sept. 26, 2022	Sept. 26, 2022
Third reminder	Sept. 28, 2022	Sept. 28, 2022
Final reminder	Sept. 30, 2022	Sept. 30, 2022

Data quality checks

To ensure high-quality data, the Center’s researchers performed data quality checks to identify any respondents showing clear patterns of satisficing. This includes checking for very high rates of leaving questions blank, as well as always selecting the first or last answer presented. After this checking, no respondents were removed from the survey dataset prior to weighting and analysis.

Weighting

The data is weighted in a multistep process that accounts for multiple stages of sampling and nonresponse that occur at different points in the survey process. First, each panelist begins with a base weight that reflects their probability of selection for their initial recruitment survey. These weights are then rescaled and adjusted to account for changes in the design of recruitment surveys from year to year, nonresponse to the recruitment survey and panel attrition. Weights for the KnowledgePanel respondents were also adjusted to account for their probability of being selected to participate in this survey. No such adjustment was made for ATP respondents because all eligible ATP members were invited to participate.

Next, respondents were placed into one of four sample groups: 1) non-Hispanic Black respondents, 2) non-Hispanic Asian respondents, 3) Hispanic respondents and 4) all other respondents. Separately within each group, the weights for ATP and KnowledgePanel respondents were scaled to be proportional to their effective sample size within that group. The ATP and KnowledgePanel respondents were then recombined and the weights were poststratified so that the weighted proportion of respondents in each of the four groups matched its share of all U.S. adults who are parents of at least one child under 18.

The weights were then calibrated to align with the population benchmarks in the accompanying table which were calculated for the population of U.S. adults who are parents of at least one child under 18 that lives in their household. Finally, the weights were trimmed at the 1st and 99th percentiles to reduce the loss in precision stemming from variance in the weights.

For part of this survey, parents were asked a series of questions about either their oldest or youngest child in grades K-12 at random.

Additional sets of weights were created for parents who were asked about a child in elementary school, middle school or high school respectively to account for the possibility that for some parents, it would have been

possible for a child in a different grade level to have been randomly selected. These were created by adjusting each parent's full-sample weight based on the proportion of their children in the same grade level as the selected child.

The following table shows the unweighted sample sizes and the error attributable to sampling that would be expected at the 95% level of confidence for different groups in the survey.

Weighting dimensions

Variable	Benchmark source
Age (detailed)	2021 Current Population Survey
Age x Gender	March Supplement
Education x Gender	
Education x Age	
Race/Ethnicity x Education	
Born inside vs. outside the U.S. among Hispanics and Asian Americans	
Census region x Metro/Non-metro	

Note: Population benchmarks used in weighted were calculated among adults who are parents of at least one child under 18 that lives in their household.

PEW RESEARCH CENTER

Group	Unweighted sample size	Plus or minus ...
Total sample	3,757	2.2 percentage points
Fathers	1,493	3.5 percentage points
Mothers	2,226	2.7 percentage points
White	1,686	3.0 percentage points
Black	734	4.5 percentage points
Hispanic	872	4.9 percentage points
Asian	329	6.7 percentage points
Lower income	1,049	4.3 percentage points
Middle income	1,824	3.1 percentage points
Upper income	771	4.2 percentage points

Note: This survey was conducted only among parents of children under 18 and includes oversamples of non-Hispanic Black, non-Hispanic Asian and Hispanic respondents. Unweighted sample sizes do not account for the sample design or weighting and do not describe a group's contribution to weighted estimates. See the Sample design and Weighting sections above for details.

PEW RESEARCH CENTER

Sample sizes and sampling errors for other subgroups are available upon request. In addition to sampling error, one should bear in mind that question wording and practical difficulties in conducting surveys can introduce error or bias into the findings of opinion polls.

Dispositions and response rates

Final dispositions	AAPOR code	ATP	KP	Total
Completed interview	1.1	2,987	770	3,757
Logged onto survey; broke off	2.12	18	42	60
Logged onto survey; did not complete any items	2.1121	11	31	42
Never logged on (implicit refusal)	2.11	166	1,008	1,174
Survey completed after close of the field period	2.27	0	0	0
Completed interview but was removed for data quality	2.3	0	0	0
Screened out	4.7	131	129	260
Total panelists in the survey		3,313	1,980	5,293
Completed interviews	I	2,987	770	3,757
Partial interviews	P	0	0	0
Refusals	R	18	42	60
Non-contact	NC	0	0	0
Other	O	0	0	0
Unknown household	UH	0	0	0
Unknown other	UO	177	1,039	1,216
Not eligible	NE	0	0	0
Screen out	SO	131	129	260
Total		3,313	1,980	5,293
Est. eligibility rate among unscreened: $e = (I+R)/(I+R+SO)$		96%	86%	94%
AAPOR RR1 = $I / (I+P+R+NC+O+UH+UO)$		94%	42%	75%
AAPOR RR3 = $I / (I+R+[e*UO])$		94%	45%	76%

Cumulative response rate	ATP	KP	Total
Weighted response rate to recruitment surveys	10%	8%	9%
% of recruitment survey respondents who agreed to join the panel, among those invited	70%	58%	66%
% of those agreeing to join who were active panelists at start of Wave 115	41%	48%	44%
Response rate to Wave 115 survey	94%	45%	76%
Cumulative response rate	3%	1%	2%

Adjusting income and defining income tiers

To create upper-, middle- and lower-income tiers, respondents' 2021 family incomes were adjusted for differences in purchasing power by geographic region and household size. "Middle-income" adults live in families with annual incomes that are two-thirds to double the median family income in the panel (after incomes have been adjusted for the local cost of living and household size). The middle-income range for the American Trends Panel is about \$43,800 to \$131,500 annually for an average family of three. Lower-income families have incomes less than roughly \$43,800, and upper-income families have incomes greater than roughly \$131,500 (all figures expressed in 2021 dollars).

Based on these adjustments, 29% of respondents in Wave 115 are lower income, 50% are middle income and 18% fall into the upper-income tier. An additional 3% either didn't offer a response to the income question or the household size question.

More information about how the income tiers were determined can be found [here](#).

A note about the Asian adult sample

This survey includes a total sample size of 329 Asian parents. The sample primarily includes English-speaking Asian adults and, therefore, may not be representative of the overall Asian adult population. Despite this limitation, it is important to report the views of Asian adults on the topics in this study. As always, Asian adults' responses are incorporated into the general population figures throughout this report.

© Pew Research Center, 2023