

FOR RELEASE FEBRUARY 15, 2024

How Americans View the Situation at the U.S.-Mexico Border, Its Causes and Consequences

80% say the U.S. government is doing a bad job handling the migrant influx

FOR MEDIA OR OTHER INQUIRIES:

Carroll Doherty, Director of Political Research
Jocelyn Kiley, Associate Director, Research
Nida Asheer, Senior Communications Manager

202.419.4372

www.pewresearch.org

RECOMMENDED CITATION

Pew Research Center, February, 2024, "How Americans View the Situation at the U.S.-Mexico Border, Its Causes and Consequences"

About Pew Research Center

Pew Research Center is a nonpartisan, nonadvocacy fact tank that informs the public about the issues, attitudes and trends shaping the world. It does not take policy positions. The Center conducts public opinion polling, demographic research, computational social science research and other data-driven research. It studies politics and policy; news habits and media; the internet and technology; religion; race and ethnicity; international affairs; social, demographic and economic trends; science; research methodology and data science; and immigration and migration. Pew Research Center is a subsidiary of The Pew Charitable Trusts, its primary funder.

© Pew Research Center 2024

How we did this

Pew Research Center conducted this study to understand the public's views about the large number of migrants seeking to enter the U.S. at the border with Mexico. For this analysis, we surveyed 5,140 adults from Jan. 16-21, 2024. Everyone who took part in this survey is a member of the Center's American Trends Panel (ATP), an online survey panel that is recruited through national, random sampling of residential addresses. This way nearly all U.S. adults have a chance of selection. The survey is weighted to be representative of the U.S. adult population by gender, race, ethnicity, partisan affiliation, education and other categories. [Read more about the ATP's methodology.](#)

Here are the [questions used for the report](#) and its [methodology](#).

How Americans View the Situation at the U.S.-Mexico Border, Its Causes and Consequences

80% say the U.S. government is doing a bad job handling the migrant influx

The growing number of migrants seeking entry into the United States at its border with Mexico has strained government resources, [divided Congress](#) and emerged as a contentious issue in [the 2024 presidential campaign](#).

Americans overwhelmingly fault the government for how it has handled the migrant situation. Beyond that, however, there are deep differences – over why the migrants are coming to the U.S., proposals for addressing the situation, and even whether it should be described as a “crisis.”

Factors behind the migrant influx

Economic factors – **either poor conditions in migrants’ home countries or better economic opportunities in the United States** – are widely viewed as major reasons for the migrant influx.

About seven-in-ten Americans (71%), including majorities in both parties, cite better economic opportunities in the U.S. as a major reason.

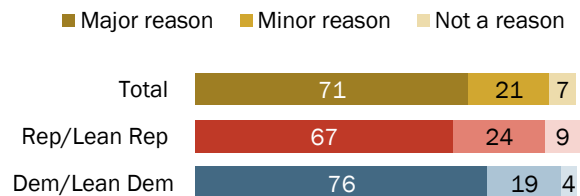
There are wider partisan differences over other factors.

About two-thirds of Americans (65%) say **violence in migrants’ home countries** is a major reason for why a large number of immigrants have come to the border.

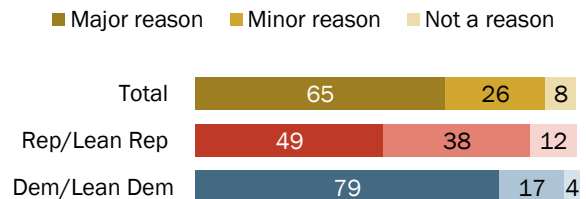
Why do Americans think there is an influx of migrants to the United States?

% who say each of the following is (a) ___ for why a large number of migrants are seeking to enter the U.S. at the border with Mexico

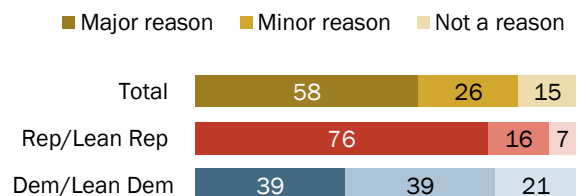
Good economic opportunities in the U.S.



Violence in their home countries



Belief that U.S. immigration policies will make it easy to stay in the country once they arrive



Note: No answer responses not shown.

Source: Survey of U.S. adults conducted Jan. 16-21, 2024.

PEW RESEARCH CENTER

Democrats and Democratic-leaning independents are 30 percentage points more likely than Republicans and Republican leaners to cite this as a major reason (79% vs. 49%).

By contrast, 76% of Republicans say **the belief that U.S. immigration policies will make it easy to stay in the country once they arrive** is a major factor. About half as many Democrats (39%) say the same.

For more on Americans' views of these and other reasons, visit [Chapter 2](#).

How serious is the situation at the border?

A sizable majority of Americans (78%) say the large number of migrants seeking to enter this country at the U.S.-Mexico border is either a crisis (45%) or a major problem (32%), according to the Pew Research Center survey, conducted Jan. 16-21, 2024, among 5,140 adults.

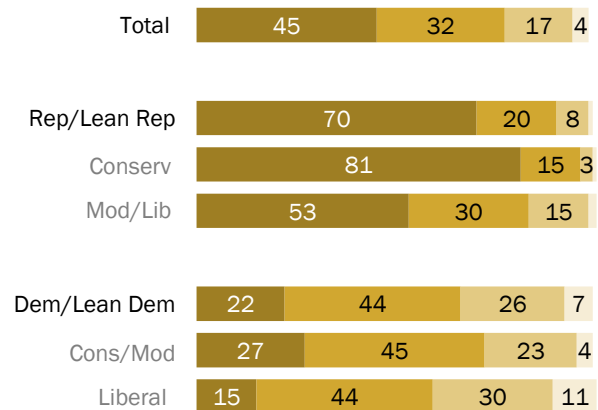
Related: [Migrant encounters at the U.S.-Mexico border hit a record high at the end of 2023.](#)

- Republicans are much more likely than Democrats to **describe the situation as a “crisis”**: 70% of Republicans say this, compared with just 22% of Democrats.
- Democrats mostly **view the situation as a major problem** (44%) or minor problem (26%) for the U.S. Very few Democrats (7%) say it is not a problem.

Border situation viewed as a ‘crisis’ by most Republicans; Democrats are more likely to call it a ‘problem’

% who say the large number of migrants seeking to enter the U.S. at the border with Mexico is (a) ...

■ Crisis ■ Major problem ■ Minor problem ■ Not a problem



Note: No answer responses not shown.

Source: Survey of U.S. adults conducted Jan. 16-21, 2024.

PEW RESEARCH CENTER

In an open-ended question, respondents voice their concerns about the migrant influx. They point to numerous issues, including worries about how the migrants are cared for and general problems with the immigration system.

Yet two concerns come up most frequently:

- 22% point to the **economic burdens** associated with the migrant influx, including the strains migrants place on social services and other government resources.
- 22% also cite **security concerns**. Many of these responses focus on crime (10%), terrorism (10%) and drugs (3%).

When asked specifically about the impact of the migrant influx on crime in the United States, a majority of Americans (57%) say **the large number of migrants seeking to enter the country leads to more crime**. Fewer (39%) say this does not have much of an impact on crime in this country.

Republicans (85%) overwhelmingly say the migrant surge leads to increased crime in the U.S. A far smaller share of Democrats (31%) say the same; 63% of Democrats instead say it does not have much of an impact.

Government widely criticized for its handling of migrant influx

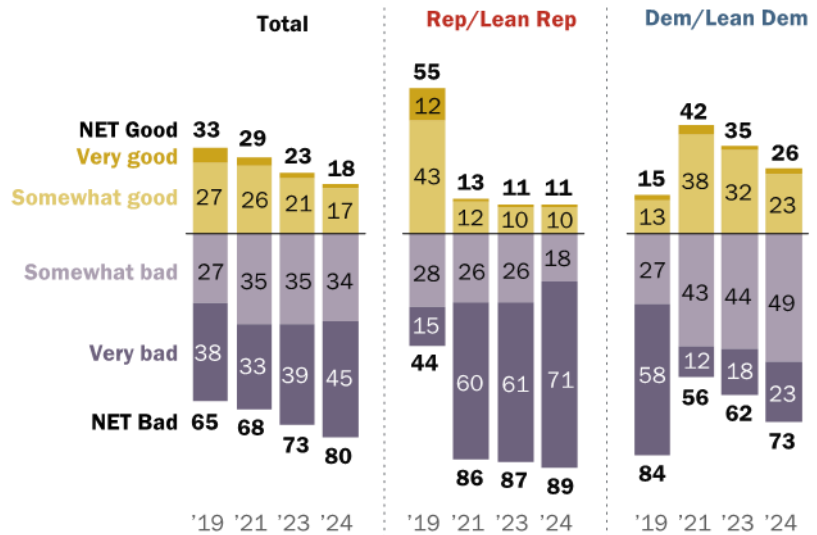
For the past several years, the federal government has gotten low ratings for its handling of the situation at the U.S.-Mexico border. (Note: The wording of this question has been modified modestly to reflect circumstances at the time).

However, the current ratings are extraordinarily low.

Just 18% say the U.S. government is doing a good job dealing with the large number of migrants at the border, while 80% say it is doing a bad job, including 45% who say it is doing a *very bad* job.

Only about a quarter of Democrats and even fewer Republicans say the government has done a good job dealing with large number of migrants at the border

% who say the U.S. government is doing a ___ job dealing with the large number of migrants seeking to enter the U.S. at the border with Mexico



Note: No answer responses not shown. Surveys conducted in 2023 and prior were worded slightly differently than in 2024. Refer to the Topline for full question wording.

Source: Survey of U.S. adults conducted Jan. 16-21, 2024.

PEW RESEARCH CENTER

- Republicans' views are overwhelmingly negative (89% say it's doing a bad job), as they have been since Joe Biden became president.
- 73% of Democrats also give the government negative ratings, the highest share recorded during Biden's presidency.

For more on Americans' evaluations of the situation, visit [Chapter 1](#).

Which policies could improve the border situation?

There is no single policy proposal, among the nine included on the survey, that majorities of both Republicans and Democrats say would improve the situation at the U.S.-Mexico border. There are areas of *relative* agreement, however.

A 60% majority of Americans say that **increasing the number of immigration judges and staff in order to make decisions on asylum more quickly** would make the situation better. Only 11% say it would make things worse, while 14% think it would not make much difference.

Nearly as many (56%) say **creating more opportunities for people to legally immigrate to the U.S.** would make the situation better.

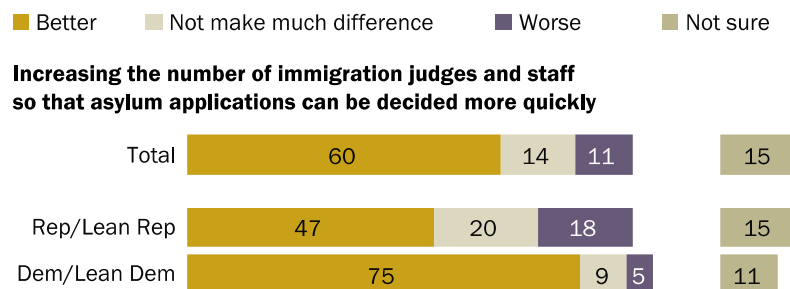
Majorities of Democrats say each of these proposals would make the border situation better.

Republicans are less positive than are Democrats; still, about 40% or more of Republicans say each would improve the situation, while far fewer say they would make things worse.


Opinions on other proposals are more polarized. For example, a 56% majority of Democrats say that **adding resources to provide safe and sanitary conditions for migrants arriving in the U.S.** would be a positive step forward.

Most Democrats and nearly half of Republicans say boosting resources for quicker decisions on asylum cases would improve situation at Mexico border

% who say each of the following proposals would make the situation at the U.S. border with Mexico ...



Creating more opportunities for people to legally immigrate to the U.S.



Note: No answer responses not shown.

Source: Survey of U.S. adults conducted Jan. 16-21, 2024.

PEW RESEARCH CENTER

Republicans not only are far less likely than Democrats to view this proposal positively, but far more say it would make the situation worse (43%) than better (17%).

Building or expanding a wall along the U.S.-Mexico border was among the most divisive policies of Donald Trump's presidency. In 2019, 82% of Republicans [favored expanding the border wall](#), compared with just 6% of Democrats.

Today, 72% of Republicans say **substantially expanding the wall along the U.S. border with Mexico** would make the situation better. Just 15% of Democrats concur, with most saying either it would not make much of a difference (47%) or it would make things worse (24%).

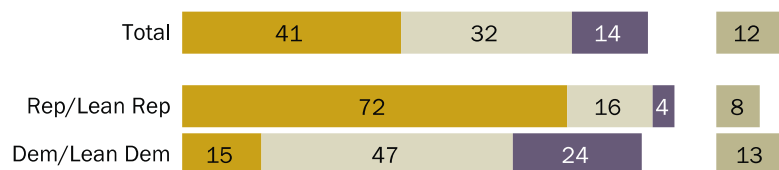
[For more on Americans' reactions to policy proposals, visit Chapter 3.](#)

Wide partisan gaps in views of expanding border wall, providing 'safe and sanitary conditions' for migrants

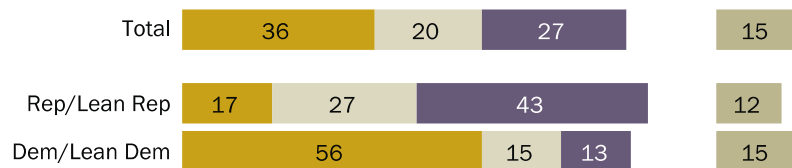
% who say each of the following proposals would make the situation at the U.S. border with Mexico ...

■ Better ■ Not make much difference ■ Worse ■ Not sure

Substantially expanding the wall along the U.S. border with Mexico



Increasing resources to provide safe and sanitary conditions for migrants arriving in the U.S.



Note: No answer responses not shown.

Source: Survey of U.S. adults conducted Jan. 16-21, 2024.

PEW RESEARCH CENTER

1. How Americans view the U.S.-Mexico border situation and the government's handling of the issue

Nearly all Americans say the large number of migrants seeking to enter the United States at the Mexican border is a problem. However, perceptions of the seriousness of the problem differ significantly:

- Most adults say the situation is either a *crisis* (45%) or a *major problem* (32%).
- Just 21% view it as a *minor problem* (17%) or *not a problem* (4%).

Views by age, race and ethnicity

Young adults are less likely than older people to say the situation at the border is a crisis. Only about a quarter (23%) of adults under 30 view it as a crisis, compared with 38% of those 30 to 49 and a 60% majority of adults ages 50 and older.

About half of White adults (52%) say the influx of migrants is a crisis, higher than the shares of Hispanic, Asian (38% each) and Black (26%) adults who say the same.

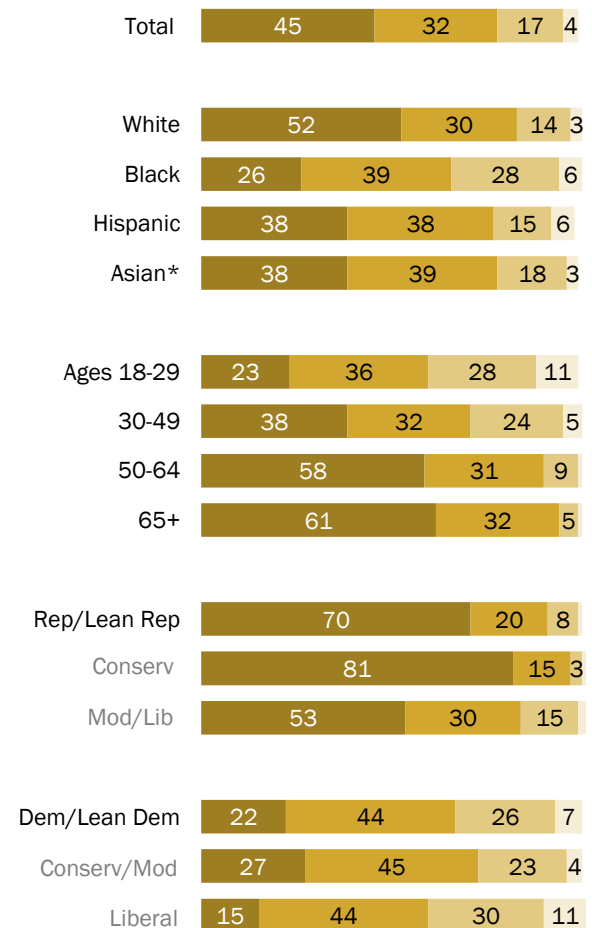
Views by partisanship, ideology

Republicans and Republican-leaning independents are far more likely than Democrats and Democratic leaners to say that the border situation is a crisis: 70% of Republicans describe it as a crisis, compared with 22% of Democrats.

Republicans, older adults more likely to view border situation as a 'crisis'

% who say the large number of migrants seeking to enter the U.S. at the border with Mexico is (a) ...

■ Crisis ■ Major problem ■ Minor problem ■ Not a problem



* Asian adults interviewed in English only.

Note: White, Black and Asian adults include those who report being only one race and are not Hispanic. Hispanics are of any race.

Source: Survey of U.S. adults conducted Jan. 16-21, 2024.

PEW RESEARCH CENTER

More Democrats, by contrast, view it as a major problem (44% vs. 20% of Republicans). And while a third of Democrats say the border situation is a minor problem or not a problem, just 9% of Republicans say the same.

Ideological differences are wider within the GOP. A sizable majority of conservative Republicans (81%) say the large number of migrants at the border seeking to enter the U.S. represents a crisis. About half of moderate and liberal Republicans (53%) say the same.

Democrats' differences are more modest. However, 41% of liberal Democrats say the border situation is a minor problem or not a problem, compared with 27% of moderate Democrats.

How is the U.S. government doing in handling the situation at the border?

As has been the case [for the last few years](#), Americans express very negative views of the government’s handling of the border situation:

- 80% say the government is doing a very or somewhat bad job of dealing with the large number of migrants seeking to enter the U.S – including 45% who say it’s doing a *very* bad job.
- Just 18% have a positive view of the government’s handling of the situation.

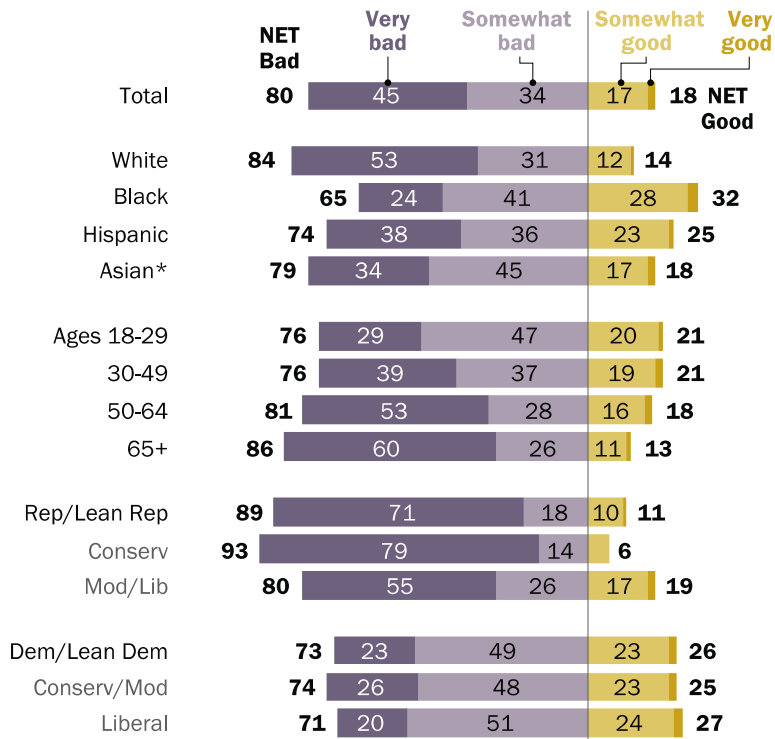
Both partisan coalitions are broadly dissatisfied with the government’s handling of the border situation.

About nine-in-ten (89%)

Republicans say the government is doing a bad job, including 71% who say it is doing *very* badly. Nearly three-quarters (73%) of Democrats also rate the government’s performance negatively.

Large majorities in both parties express negative views of the U.S. gov’t.’s handling of border situation

% who say the U.S. government is doing a ___ job dealing with the large number of migrants seeking to enter the U.S. at the border with Mexico



* Asian adults interviewed in English only.

Note: White, Black and Asian adults include those who report being only one race and are not Hispanic. Hispanics are of any race.

Source: Survey of U.S. adults conducted Jan. 16-21, 2024.

PEW RESEARCH CENTER

Large majorities across age categories and all racial and ethnic groups say the government is doing a bad job dealing with the migrant situation at the U.S.-Mexico border.

Wide age, partisan differences in attention to border situation

Republicans are much more interested than Democrats in news about the situation at the U.S.-Mexico border.

- 43% of Republicans say they are following news about the border situation extremely or very closely, compared with 20% of Democrats.
- Conservative Republicans are especially interested in news about the border: 51% say they are following this news extremely or very closely while only 28% of moderate and liberal Republicans say the same.

Age differences

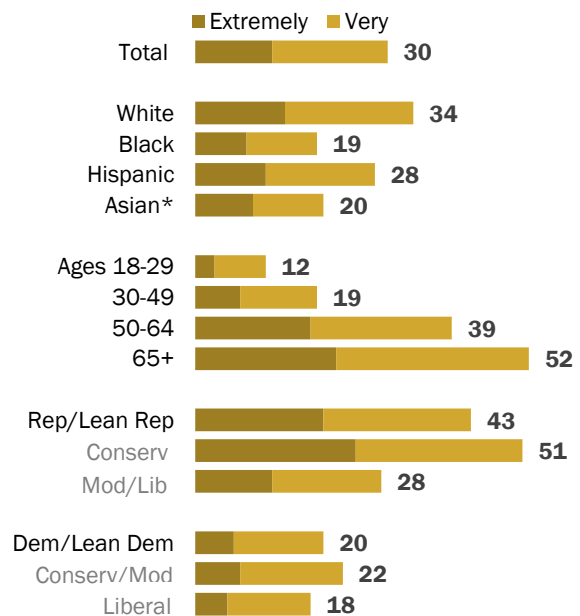
Young adults are far less engaged with news about the U.S.-Mexico border than are older people.

Just 12% of adults under 30 say they are following this news extremely or very closely; another 30% say they are following somewhat closely. A majority of young adults (57%) follow news about the border not too or not at all closely.

Interest is higher among older age groups: 45% of adults ages 50 and older are following news about the border extremely or very closely.

About twice as many Republicans as Democrats are following news about border extremely or very closely

% who say they have been following news about the situation at the U.S. border with Mexico ___ closely



* Asian adults interviewed in English only.

Note: White, Black and Asian adults include those who report being only one race and are not Hispanic. Hispanics are of any race
Source: Survey of U.S. adults conducted Jan. 16-21, 2024.

PEW RESEARCH CENTER

Does the migration surge have an impact on crime in the U.S.?

Republicans and Democrats have very different views about whether the large number of migrants seeking to enter the U.S. has an impact on crime in the country.

Republicans and Republican leaners overwhelmingly say the large number of migrants trying to enter the country is leading to more crime in the country: 85% say this, including 90% of conservative Republicans and 77% of moderate and liberal Republicans.

By comparison, a far smaller share of Democrats – 31% – say crime is increasing because of the migrant surge. Most Democrats (63%) say the number of migrants trying to enter the U.S. at the border doesn't have much effect on crime.

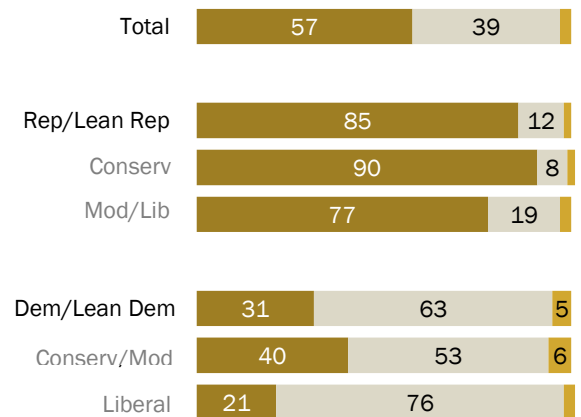
Moderate and conservative Democrats are more likely than liberals to say the number of migrants seeking to enter the U.S. is leading to more crime (40% vs. 21%). Still, majorities in both groups say there isn't much relationship between the migrants and crime in the U.S.

Few in either party (just 5% of Democrats and 2% of Republicans) say the migrant situation at the border is leading to *less* crime in the U.S.

Wide partisan gap over the impact of migrant situation on crime in the U.S.

% who say the large number of migrants seeking to enter the U.S. is leading to ___ in U.S.

■ More crime ■ Not much impact on crime ■ Less crime



Note: No answer responses not shown.

Source: Survey of U.S. adults conducted Jan. 16-21, 2024.

PEW RESEARCH CENTER

How demographic groups view the relationship between the border surge and crime

Partisanship is, by far, the strongest predictor of whether someone thinks there is a relationship between the migration surge and crime in the U.S.

But there are also some differences in these views by age, race and education, even after accounting for partisanship.

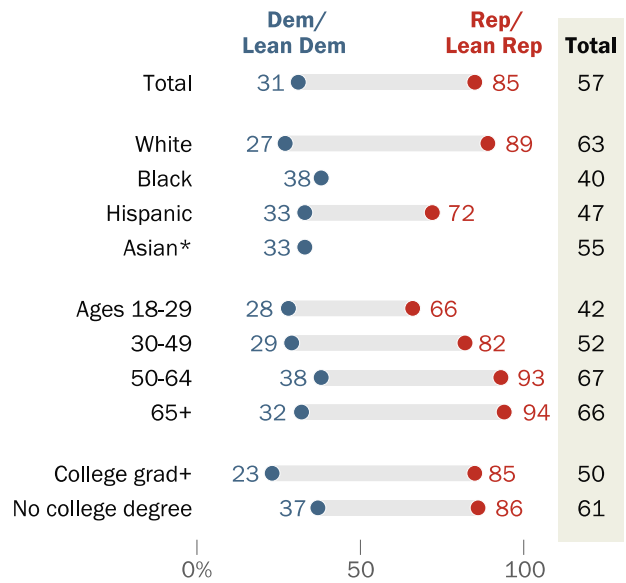
Race and ethnicity

Overall, White and Asian Americans are more likely than Hispanic and Black Americans to say that the migrant surge is leading to increased crime in the U.S.

- Majorities of both White and Hispanic Republicans say the number of migrants seeking to enter the U.S. is contributing to crime in the country, but this view is more widespread among White Republicans (89%) than Hispanic Republicans (72%). *(There is insufficient sample size of Black and Asian Republicans to separately report these views.)*
- Most Democrats – across racial and ethnic groups – do not think the migration situation is leading to more crime in the U.S. But Black Democrats (38%) are more likely than White Democrats (27%) to say that it is.

Differences by age, race, education in views of whether migrant situation at border is leading to more crime in U.S.

% who say the large number of migrants seeking to enter the U.S. is leading to **more crime in the U.S.**



* Asian adults were interviewed in English only.
 Note: White, Black and Asian adults include those who report being only one race and are not Hispanic. Hispanics are of any race. Insufficient sample sizes of Black and Asian Republicans to separately report. No answer responses not shown.
 Source: Survey of U.S. adults conducted Jan. 16-21, 2024.

PEW RESEARCH CENTER

Age

Overall, younger adults are far less likely than older adults to say the migration situation is resulting in more crime.

This gap is particularly pronounced among Republicans: 66% of Republicans under 30 say the migration surge is leading to more crime, compared with 82% of those ages 30 to 49 and 93% of those 50 and older.

By comparison, there is a narrower age gap among Democrats: 28% of those under 50 and 35% of those 50 and older say crime is increasing due to the migrant situation.

Education

Overall, those with a bachelor's degree or more education are 11 percentage points less likely than those with less formal education to say crime in the U.S. has increased because of the situation at the U.S.-Mexico border.

There are no significant differences among Republicans by education. But Democrats without a bachelor's degree (37%) are more likely than those with a degree (23%) to say the large number of migrants seeking to enter the U.S. is leading to more crime.

2. What Americans say is causing a migration surge at the U.S.-Mexico border

Americans see several factors as reasons why there are so many people seeking to migrate to the United States at the southwestern border.

Large bipartisan majorities point to economic factors as major reasons for the surge, with 75% of Americans saying bad economic conditions in migrants' home countries are a major reason, and 71% saying the same about *good* economic opportunities in the U.S.

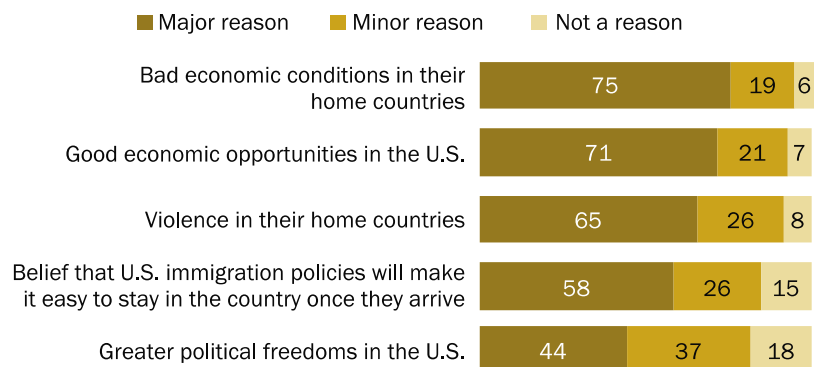
Smaller majorities also say violence in migrants' home countries (65%), and migrants' belief that U.S. policies allow for them to easily stay once they arrive (58%) are major factors. But there are wide partisan differences in views about the importance of these two factors.

Less than half of adults (44%) view greater political freedoms in the U.S. as a major reason for why people are seeking to migrate to the U.S.

Very few Americans say any of these factors is not a reason at all – fewer than two-in-ten say this about any of the five reasons asked about in the survey.

Economic factors widely seen as reasons why there are many migrants at the U.S.-Mexico border

% who say each of the following is (a) ___ for why a large number of migrants are seeking to enter the U.S. at the border with Mexico



Note: No answer responses not shown.

Source: Survey of U.S. adults conducted Jan. 16-21, 2024.

PEW RESEARCH CENTER

Republican, Democratic views of the reasons for the migration surge

U.S. immigration policy

Roughly three-quarters of Republicans and GOP leaners (76%) point to a belief among migrants that U.S. immigration policies will make it easy to stay in the country as a major reason for the situation at the U.S.-Mexico border. Of the five reasons asked about in this survey, this ranks highest among Republicans.

By contrast, a far smaller share of Democrats (39%) point to this as a major reason for the large number of migrants seeking to enter at the U.S.-Mexico border. It is the lowest-ranked item among Democrats.

Still, an additional 39% of Democrats say this is a minor reason. Another 21% say it is not a reason (compared with just 7% of Republicans).

Violence in home countries

Nearly eight-in-ten Democrats (79%) say violence in migrants' home countries is a major reason for the number of migrants at the U.S.-Mexico border. This is among the top reasons (alongside economic factors) Democrats see for the migration surge.

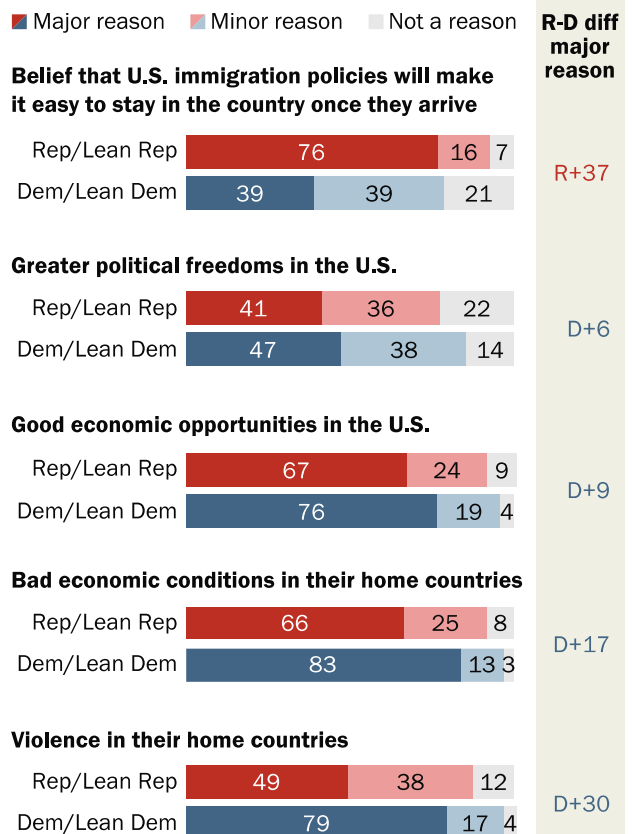
Republicans are far less likely to see this as a major factor for the surge in migrants, though about half (49%) say that it is.

Economic factors

Large majorities in both parties identify good economic opportunities in the U.S. and bad economic conditions in migrants' home countries as major reasons for the migrant situation at the border.

Wide partisan gaps over the role of home country violence, U.S. policy in migrant surge

% who say each of the following is (a) ___ for why a large number of migrants are seeking to enter the U.S. at the border with Mexico



Note: No answer responses not shown.
Source: Survey of U.S. adults conducted Jan. 16-21, 2024.

PEW RESEARCH CENTER

Democrats are slightly more likely than Republicans to say each of these are major reasons.

Political freedoms

About four-in-ten Republicans (41%) and nearly half of Democrats (47%) view greater political freedoms in the U.S. as a major reason for why large numbers of people are seeking to migrate to the U.S. at the southwestern border. More than a third in both parties view this as a minor reason.

Conservative Republicans, liberal Democrats diverge on reasons for the migrant surge

Conservative Republicans (81%) overwhelmingly say that migrants' beliefs that U.S. policy will make it easy to stay in the country once they arrive is a major reason for the large number of migrants at the U.S.-Mexico border.

A smaller – though still substantial – majority of moderate and liberal Republicans (67%) also see this as a major reason for the buildup of migrants.

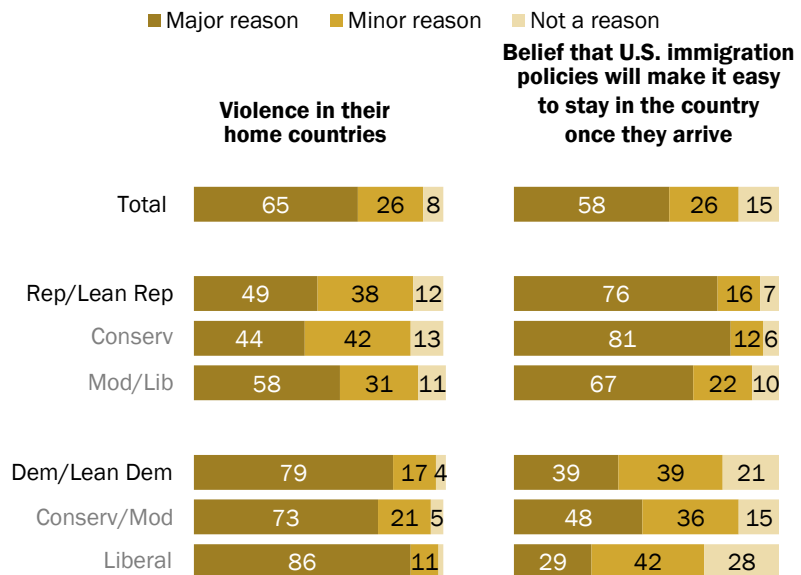
But Democrats – particularly liberal Democrats – are not nearly as likely to see the belief that U.S. immigration policy is loose as a factor. Just 29% of liberal Democrats say it is a major reason why migrants are seeking to enter, while another 42% say it is a minor factor. Nearly three-in-ten (28%) say this is not a reason at all.

By comparison, more than eight-in-ten liberal Democrats point to violence in the countries migrants are coming from as a major reason for their migration.

About three-quarters of conservative and moderate Democrats (73%), and roughly six-in-ten moderate and liberal Republicans (58%) also view violence as a major factor behind why migrants are coming to the U.S.

Partisans point to different factors for why there is a large influx of migrants at the border with Mexico

How much of a reason is each of the following for why a large number of migrants are seeking to enter the U.S. at the border with Mexico? (%)



Note: No answer responses are not shown.
Source: Survey of U.S. adults conducted Jan. 16-21, 2024.

PEW RESEARCH CENTER

But conservative Republicans are less likely to see this as a significant contributing factor: 44% say it is a major reason why migrants at the southwest border seek to enter the U.S., while another 42% say it is a minor reason.

3. What would improve the U.S. immigration system?

When asked about policies that might address the situation at the U.S.-Mexico border, **several are seen by large shares of the public as ways to improve the situation:**

Half or more say increasing the number of judges to process asylum applications (60%), creating more opportunities for people to legally immigrate (56%), and increasing deportations of people who are in the country illegally (52%) would make the situation better. Fewer than two-in-ten Americans say any of these proposals would make the situation worse.

Majority of Americans say more asylum judges would help situation at border; substantial shares say several other proposals would also be effective

% who say each of the following proposals would make the situation at the U.S. border with Mexico ...

	Better	Not make much difference	Worse	Not sure
Increasing the number of immigration judges and staff so that asylum applications can be decided more quickly	60	14	11	15
Creating more opportunities for people to legally immigrate to the U.S.	56	14	15	14
Increasing deportations of people who are in the country illegally	52	16	17	15
Making it easier for asylum seekers to work legally while they wait for a decision about their asylum applications	47	13	22	17
Putting more severe penalties on businesses if they hire people who are not legally allowed to work in the U.S.	45	20	19	16
Substantially expanding the wall along the U.S. border with Mexico	41	32	14	12
Making it harder for asylum seekers to be granted temporary legal status in the U.S. while they wait for their asylum hearing	38	15	28	18
Increasing resources to provide safe and sanitary conditions for migrants arriving in the U.S.	36	20	27	15
Increasing economic aid to Central American countries where many migrants are coming from	27	35	18	20

Note: No answer responses not shown.

Source: Survey of U.S. adults conducted Jan. 16-21, 2024.

PEW RESEARCH CENTER

The public is less likely to say various other immigration proposals would make the situation better. **But by wide margins, Americans think several are more likely to improve than worsen the situation at the border:**

- 47% of Americans say making it easier for asylum seekers to work legally while they wait for a decision about their applications would make the situation better. Just 22% say this would make things worse.
- 45% say putting more severe penalties on businesses if they hire people who are not legally allowed to work in the U.S. would lead to an improvement. Only 19% say it would worsen the situation.

Public views are more mixed about the remaining four policy proposals included in the survey:

- When it comes to substantially expanding the wall along the U.S.-Mexico border, 41% say it would make things better, but 32% say it would not make a difference either way. A smaller share of adults (14%) say it would make things worse, and 12% are not sure.
- 38% of Americans say making it harder for asylum seekers to be granted temporary legal status would make the situation better, but 28% say this proposal would make things *worse*. Nearly two-in-ten say they aren't sure what impact this would have on immigration, while 15% say it wouldn't change things.
- 36% say making sure that asylum seekers have safe and sanitary conditions when they arrive to the U.S. would make the situation better, while 27% say it would make things worse. Two-in-ten say it would not make much difference.
- A 35% plurality of adults say that increasing economic aid to Central American countries would not have much of an impact on the situation at the U.S.-Mexico border. About a quarter (27%) say it would make things better, while 18% say it would make things worse.

Republican and Democratic views of immigration policy proposals

While there are a few immigration proposals where sizable shares of Republicans and Democrats see potential for improving the border situation, on most policies, there are wide partisan gaps.

Policies to address asylum seekers and the immediate situation at the border

Democrats and Democratic-leaning independents are more likely than Republicans and GOP leaners to say that increasing various resources at the border would make the immediate situation *better*. However, some of the partisan differences on these policies are wider than others.

Additional immigration judges

For example, three-quarters of Democrats say that increasing the number of judges and staff to process asylum applications would improve the situation at the border.

Republicans are less positive about the potential impact of more judges. Still, 47% say this would make things better, and just 18% say it would worsen the situation.

Resources to provide safe and sanitary conditions for migrants

When it comes to increasing resources to provide safe and sanitary conditions for migrants arriving at the border, a majority of Democrats (56%) say this would make things better.


But Republicans are more than twice as likely to say it would make things *worse* as they are to say it would improve things (43% vs. 17%).

Partisans see different solutions for handling situation at U.S.-Mexico border


% who say each of the following proposals would make the situation at the U.S. border with Mexico ...

■ Better ■ Not much difference ■ Worse ■ Not sure


Increasing the number of immigration judges and staff so asylum applications can be decided more quickly




Increasing resources to provide safe and sanitary conditions for migrants arriving in the U.S.



Making it easier for asylum seekers to work legally while waiting for their asylum application to be decided



Making it harder for asylum seekers to be granted temporary legal status in the U.S. while they wait for their asylum hearing



Note: No answer responses not shown.

Source: Survey of U.S. adults conducted Jan. 16-21, 2024.

PEW RESEARCH CENTER

Temporary legal status and work eligibility for asylum seekers

Partisans take different positions on policies aimed at easing or restricting the ability of migrants to get temporary legal status, including work eligibility, while they wait for the next steps in their asylum applications.

For example, about two-thirds of Democrats say that making it *easier* for asylum seekers to work legally while they wait for a decision on their applications would improve the border situation. Just three-in-ten Republicans say the same. Slightly more Republicans instead say this policy would make things *worse* (37%).

The pattern is reversed for a policy that would make it *harder* for asylum seekers to be granted temporary legal status before their asylum hearing. A 56% majority of Republicans say this would make things better, while just 23% of Democrats agree. Democrats are far more likely to say this would make the border situation *worse* (40%).

Proposals to deport those in the U.S. illegally, expand the border wall

Republicans are far more likely than Democrats to say that increasing deportations and substantially expanding the wall along the U.S. border with Mexico would improve the situation.

Deportations

Nearly eight-in-ten Republicans (77%) say that increasing deportations of people who are in the country illegally would make the situation at the border better. Just 6% say that it would make things worse and 9% say it would not make much difference.

Democrats are far more divided on this proposal: 30% say increasing deportations would make things better, while a nearly identical share (28%) say it would make things worse. About a quarter (23%) say it would not make much difference, while 19% say they aren't sure what impact it would have.

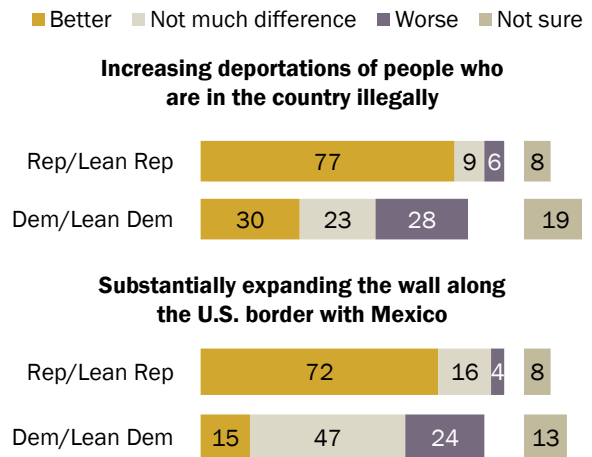
Border wall

There is a similar pattern in views of expanding the border wall. Nearly three-quarters of Republicans say expanding the wall would make the situation at the border *better*.

In contrast, just 15% of Democrats say expanding the wall would improve the situation. About half (47%) say it would not have much of an impact, while about a quarter say it would make things worse (24%).

Most Republicans say expanding wall, increasing deportations will improve the migrant situation at the border

% who say each of the following proposals would make the situation at the U.S. border with Mexico ...



Note: No answer responses not shown.

Source: Survey of U.S. adults conducted Jan. 16-21, 2024.

PEW RESEARCH CENTER

Proposals to address economic drivers of migration

Opinions are mixed when it comes to two policy proposals that aim to address potential economic drivers of immigration to the United States.

Severe penalties on businesses for hiring people who do not have legal work status

About six-in-ten Republicans (63%) say that putting penalties on businesses for hiring people who are not eligible to work in the U.S. would make the immigration situation better.

But Democrats are divided on this policy. They are about as likely to say severe business penalties would make things better (30%) as they are to say this would make things worse (27%). Another 24% say this proposal would not make much difference, and 18% say they are not sure.

More economic aid to countries migrants are coming from

But Republicans are far less likely than Democrats to say that increasing economic aid to Central American countries – where many migrants come from – would make the situation better.

Just 14% of Republicans say this would improve the situation, while 26% say it would make it worse. And 45% say that increased foreign aid would not make much difference either way.


By a margin of about 3-1, Democrats say this policy would make things better: 40% say it would improve the situation, while 12% say it would make things worse. About a quarter (26%) say it would not make a difference, and nearly as many (22%) say they aren't sure.

Would more penalties for hiring people without legal status, aid to Central America improve the border situation?


% who say each of the following proposals would make the situation at the U.S. border with Mexico ...

■ Better ■ Not much difference ■ Worse ■ Not sure

Putting more severe penalties on businesses if they hire people who are not legally allowed to work in the U.S.



Increasing economic aid to Central American countries where many migrants are coming from



Note: No answer responses not shown.

Source: Survey of U.S. adults conducted Jan. 16-21, 2024.

PEW RESEARCH CENTER

Creating more opportunities for legal immigration

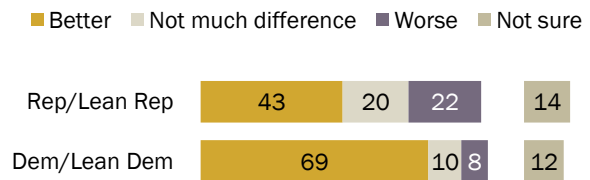
A majority of Democrats (69%), and a smaller but sizable share of Republicans (43%), say that creating more opportunities for people to legally immigrate to the U.S. would improve the current border situation.

Few Democrats say creating more legal options for migrants would make the border situation *worse* (8%) or that it would not have much of an impact (10%).

Republicans are more divided than Democrats, but nearly twice as many in the GOP say creating more legal opportunities for migrants would make things *better* (43%) rather than *worse* (22%). About two-in-ten say this would not make much of a difference.

Relatively large shares in both parties say more legal immigration options would make border situation better

% who say *creating more opportunities for people to legally immigrate to the U.S.* would make the situation at the U.S. border with Mexico ...



Note: No answer responses not shown.

Source: Survey of U.S. adults conducted Jan. 16-21, 2024.

PEW RESEARCH CENTER

4. In their own words: Americans' concerns, feelings about U.S.-Mexico border situation

When asked in an open-ended question about their top concerns regarding the large number of migrants seeking to enter the U.S. at the border with Mexico, the most commonly cited concerns relate either to the **economic costs and burdens associated with the migration surge or concerns about security** (22% of concerns fall into each of these categories).

About one-in-ten adults (11%) express **concern for migrants' safety and treatment**. Smaller shares raise other concerns.

Economic burdens

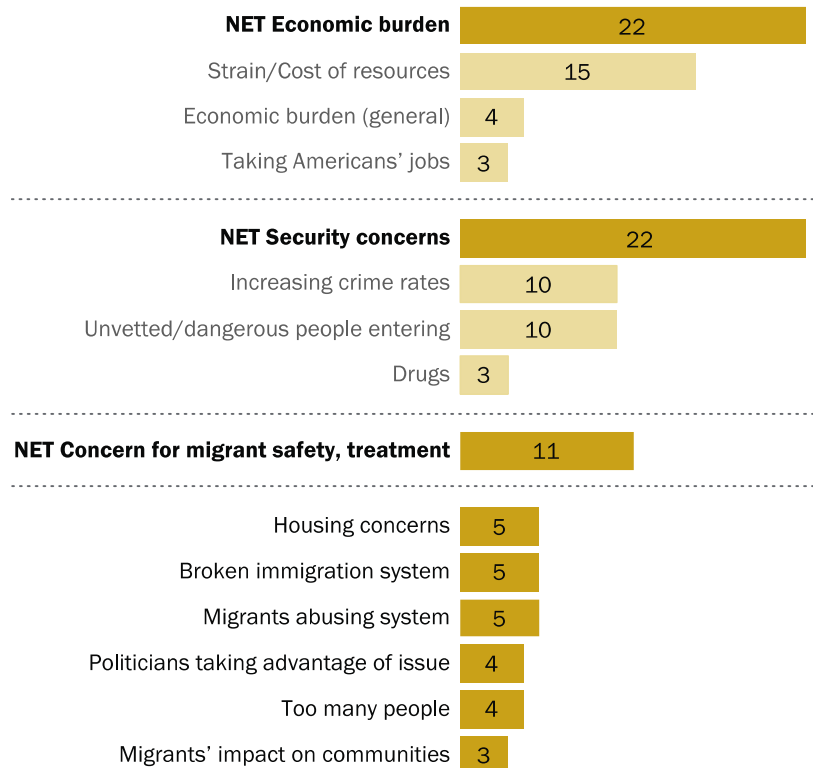
- Those that express economic concerns mainly mention strains on health care services and welfare. Some also point to the unfair impact on American taxpayers.
- 3% offer that they are concerned about migrants taking jobs from Americans.

Security concerns

- 10% say they are concerned about increasing crime rates, while an identical share mention the possibility of criminals or terrorists entering the country due to insufficient vetting.

Americans commonly cite economic, security concerns over situation at U.S. border with Mexico

What is your top concern, if any, about the large number of migrants seeking to enter the U.S. at the border with Mexico? (%) [open-end]



Note: Researchers coded up to three responses. Responses that were given by fewer than 3% of respondents not shown. Refer to the Topline for full details. Numbers may exceed 100% due to multiple responses. 64% of respondents who received this question provided a response.

Source: Survey of U.S. adults conducted Jan. 16-21, 2024.

PEW RESEARCH CENTER

Migrant safety, treatment

- Among the 11% of adults who say migrants' treatment is their top concern, 3% each cite poor conditions for those arriving at the U.S. border or concern for their safety . And 1% mention migrants' general well-being.

Other major concerns

- Other concerns mentioned by Americans included logistical concerns about where to house migrants (5%) and belief that migrants are abusing the system (5%).
- 4% remark that the sheer volume of migrants attempting to enter the U.S. is a major concern, while 5% offer more broadly that the immigration and asylum systems are broken.

Partisans differ in their concerns about influx of migrants at U.S.-Mexico border

Republicans and Democrats mention different considerations when asked about their top concerns related to the situation at the U.S.-Mexico border.

Republicans are more likely than Democrats to mention issues related to the economy or border security. Democrats are more likely to express concerns about migrants' safety and wellbeing.

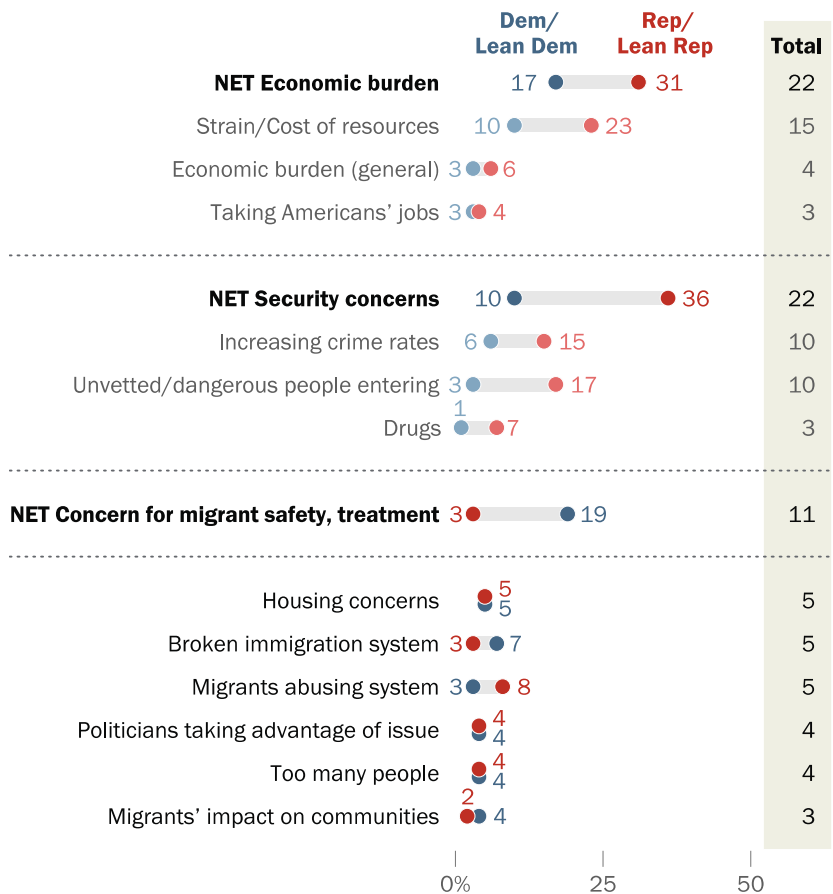
Among Republicans – who are more likely to offer a response to this question than Democrats – concerns about security are mentioned frequently (36%). Democrats are far less likely to cite a security concern (10%).

There is a somewhat smaller partisan gap in how often concerns about economic costs related to an influx of migrants come up: 31% of Republicans mention concerns related to the economy, as do 17% of Democrats.

Democrats are far more likely than Republicans to say their top concern is for the treatment, security and wellbeing of migrants attempting to enter the U.S. (19% vs. 3%, respectively).

Republicans, Democrats have differing top concerns about the migration surge at the U.S.-Mexico border

What is your top concern, if any, about the large number of migrants seeking to enter the U.S. at the border with Mexico? (%) [open-end]



Note: Researchers coded up to three responses. Responses that were given by fewer than 3% of respondents among adults overall not shown. Refer to the Topline for full details. Numbers may exceed 100% due to multiple responses. 64% of respondents who received this question provided a response (70% of Rep/Lean Rep and 62% of Dem/Lean Dem). Source: Survey of U.S. adults conducted Jan. 16-21, 2024.

What else do Americans want to share about their views on immigration?

In a separate open-ended question – which asked Americans to write any other thoughts they had about immigration – 45% offered a response while more than half skipped the question. Republicans were more likely than Democrats to take this opportunity to share additional thoughts (55% vs. 37%, respectively).

These responses vary widely, with many people mentioning multiple considerations in their responses.

For example, one respondent says, “It would be great if we could take everyone in, but we can’t. The border needs to be secure and securing it a top priority. Those arriving at the border attempting to cross must be treated with care and compassion and a bipartisan solution needs to be found.”

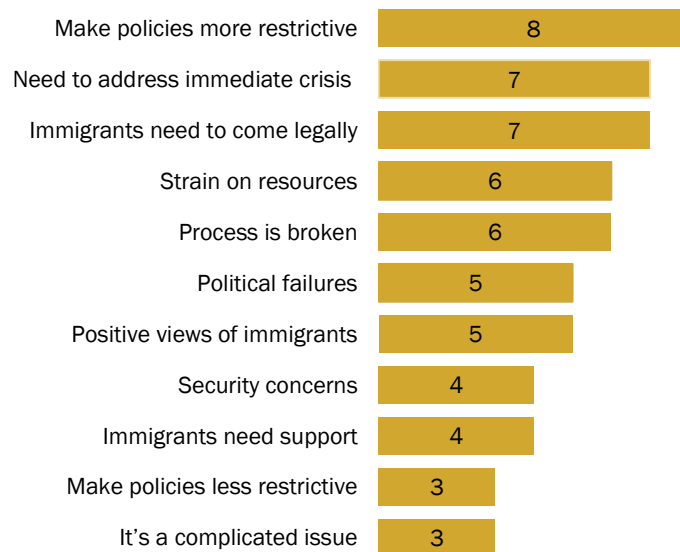
Some mention a **desire for immigration policies to be more restrictive** (8%), often citing concerns about the volume of people attempting to enter or the need for more selectivity about who is allowed to stay.

- One person offers that “we need to slam the door on immigration now just to give us time to develop a proper and competent system for dealing with it, because we don’t have that now.”

A similar share writes about **the need to address the immediate crisis through additional resources to border states or taking steps to secure the border more generally** (7%).

In their own words: Americans share their thoughts about immigration

What other thoughts about immigration would you like to share? (%)
[open-end]



Note: Researchers coded up to three responses. Responses that were given by fewer than 3% of respondents not shown. Refer to the Topline for full details. 45% of respondents who received this question provided a response.

Source: Survey of U.S. adults conducted Jan. 16-21, 2024.

PEW RESEARCH CENTER

- One person responds: “[We] need to secure the border and increase budgets for customs to process these migrants properly. They can work if they pay taxes and go through [the] system to become citizens. But we need to overhaul the system first.”

Others take the opportunity to share their own **positive views of immigrants** (5%) or mention the need for support for migrants (4%).

- One person writes, “Immigrants are an essential part of the United States’ history and future. Politicians and the media have made them out to be villains, but they are a part of the U.S. fabric.”
- From another respondent: “America should be honored that so many people want to come here. We should do what we can to support and foster immigrants’ integration into American society.”

Sizable shares talk about how **the system overall is broken and needs fixing** (6%) or that **politicians purposefully use the issue to gain partisan advantage** (5%).

- One person writes, “Congress has been kicking the can down the road for years. No one group wants to lose political capital by actually doing something concrete and credible with this issue.”

Acknowledgments

This report is a collaborative effort based on the input and analysis of the following individuals:

Research team

Carroll Doherty, *Director, Political Research*
Jocelyn Kiley, *Associate Director, Political Research*
Baxter Oliphant, *Senior Researcher*
Hannah Hartig, *Senior Researcher*
Gabe Borelli, *Research Associate*
Andrew Daniller, *Research Associate*
Joseph Copeland, *Research Analyst*
Ted Van Green, *Research Analyst*
Andy Cerda, *Research Assistant*
Shanay Gracia, *Research Assistant*

Communications and editorial

Nida Asheer, *Senior Communications Manager*
Talia Price, *Communications Associate*
David Kent, *Senior Copy Editor*
Rebecca Leppert, *Copy Editor*

Graphic design and web publishing

Alissa Scheller, *Senior Information Graphics Designer*
Reem Nadeem, *Digital Production*

Methodology

Andrew Mercer, *Senior Research Methodologist*
Dorene Asare-Marfo, *Panel Manager*
Dana Popky, *Associate Panel Manager*
Arnold Lau, *Research Methodologist*

Methodology

The American Trends Panel survey methodology

Overview

The American Trends Panel (ATP), created by Pew Research Center, is a nationally representative panel of randomly selected U.S. adults. Panelists participate via self-administered web surveys. Panelists who do not have internet access at home are provided with a tablet and wireless internet connection. Interviews are conducted in both English and Spanish. The panel is being managed by Ipsos.

Data in this report is drawn from ATP Wave 140, conducted from Jan. 16 to Jan. 21, 2024, and includes an [oversample](#) of non-Hispanic Asian adults, non-Hispanic Black men, and Hispanic men in order to provide more precise estimates of the opinions and experiences of these smaller demographic subgroups. These oversampled groups are weighted back to reflect their correct proportions in the population. A total of 5,140 panelists responded out of 5,604 who were sampled, for a response rate of 92%. The cumulative response rate accounting for nonresponse to the recruitment surveys and attrition is 3%. The break-off rate among panelists who logged on to the survey and completed at least one item is less than 1%. The margin of sampling error for the full sample of 5,140 respondents is plus or minus 1.7 percentage points.

Panel recruitment

The ATP was created in 2014, with the first cohort of panelists invited to join the panel at the end of a large, national, landline and cellphone random-digit-dial survey that was conducted in both English and Spanish. Two additional recruitments were conducted using the same method in 2015 and 2017, respectively. Across these three surveys, a total of 19,718 adults were invited to join the ATP, of whom 9,942 (50%) agreed to participate.

In August 2018, the ATP switched from telephone to address-based sampling (ABS) recruitment. A study cover letter and a pre-incentive are mailed to a stratified, random sample of households selected from the U.S. Postal Service's Delivery Sequence File. This Postal Service file has been estimated to cover as much as 98% of the population, although some studies suggest that the coverage could be in the low 90% range.¹ Within each sampled household, the adult with the next

¹ AAPOR Task Force on Address-based Sampling. 2016. "[AAPOR Report: Address-based Sampling.](#)"

birthday is asked to participate. Other details of the ABS recruitment protocol have changed over time but are available upon request.²

We have recruited a national sample of U.S. adults to the ATP approximately once per year since 2014. In some years, the recruitment has included additional efforts (known as an “oversample”) to boost sample size with underrepresented groups. For example, Hispanic adults, Black adults and Asian adults were oversampled in 2019, 2022 and 2023, respectively.

American Trends Panel recruitment surveys

Recruitment dates	Mode	Invited	Joined	Active panelists remaining
Jan. 23 to March 16, 2014	Landline/ cell RDD	9,809	5,338	1,393
Aug. 27 to Oct. 4, 2015	Landline/ cell RDD	6,004	2,976	831
April 25 to June 4, 2017	Landline/ cell RDD	3,905	1,628	405
Aug. 8 to Oct. 31, 2018	ABS	9,396	8,778	3,850
Aug. 19 to Nov. 30, 2019	ABS	5,900	4,720	1,388
June 1 to July 19, 2020; Feb. 10 to March 31, 2021	ABS	3,197	2,812	1,441
May 29 to July 7, 2021; Sept. 16 to Nov. 1, 2021	ABS	1,329	1,162	731
May 24 to Sept. 29, 2022	ABS	3,354	2,869	1,457
April 17 to May 30, 2023	ABS	686	576	435
	Total	43,580	30,859	11,931

Note: RDD is random-digit dial; ABS is address-based sampling. Approximately once per year, panelists who have not participated in multiple consecutive waves or who did not complete an annual profiling survey are removed from the panel. Panelists also become inactive if they ask to be removed from the panel.

PEW RESEARCH CENTER

Across the six address-based recruitments, a total of 23,862 adults were invited to join the ATP, of whom 20,917 agreed to join the panel and completed an initial profile survey. Of the 30,859 individuals who have ever joined the ATP, 11,931 remained active panelists and continued to receive survey invitations at the time this survey was conducted.

The American Trends Panel never uses breakout routers or chains that direct respondents to additional surveys.

Sample design

The overall target population for this survey was noninstitutionalized persons ages 18 and older living in the U.S., including Alaska and Hawaii. It featured a stratified random sample from the ATP in which Hispanic men, non-Hispanic Black men and non-Hispanic Asian adults were selected with certainty. The remaining panelists were sampled at rates designed to ensure that the share of respondents in each stratum is proportional to its share of the U.S. adult population to the

² Email pewsurveys@pewresearch.org.

greatest extent possible. Respondent weights are adjusted to account for differential probabilities of selection as described in the Weighting section below.

Questionnaire development and testing

The questionnaire was developed by Pew Research Center in consultation with Ipsos. The web program was rigorously tested on both PC and mobile devices by the Ipsos project management team and Pew Research Center researchers. The Ipsos project management team also populated test data that was analyzed in SPSS to ensure the logic and randomizations were working as intended before launching the survey.

Incentives

All respondents were offered a post-paid incentive for their participation. Respondents could choose to receive the post-paid incentive in the form of a check or a gift code to Amazon.com or could choose to decline the incentive. Incentive amounts ranged from \$5 to \$20 depending on whether the respondent belongs to a part of the population that is harder or easier to reach. Differential incentive amounts were designed to increase panel survey participation among groups that traditionally have low survey response propensities.

Data collection protocol

The data collection field period for this survey was Jan. 16 to Jan. 21, 2024. Postcard notifications were mailed to a subset of sampled ATP panelists³ with a known residential address on Jan. 16.

Invitations were sent out in two separate launches: soft launch and full launch. Sixty panelists were included in the soft launch, which began with an initial invitation sent on Jan. 16. The ATP panelists chosen for the initial soft launch were known responders who had completed previous ATP surveys within one day of receiving their invitation. All remaining English- and Spanish-speaking sampled panelists were included in the full launch and were sent an invitation on Jan. 17.

All panelists with an email address received an email invitation and up to two email reminders if they did not respond to the survey. All ATP panelists who consented to SMS messages received an SMS invitation and up to two SMS reminders.

³ Postcards notifications are sent to 1) panelists who have been provided with a tablet to take ATP surveys, 2) panelists who were recruited within the last two years, and 3) panelists recruited prior to the last two years who opt to continue receiving postcard notifications.

Invitation and reminder dates, ATP Wave 140

	Soft launch	Full launch
Initial invitation	January 16, 2024	January 17, 2024
First reminder	January 18, 2024	January 18, 2024
Final reminder	January 20 2024	January 20, 2024

PEW RESEARCH CENTER

Data quality checks

To ensure high-quality data, the Center’s researchers performed data quality checks to identify any respondents showing clear patterns of satisficing. This includes checking for whether respondents left questions blank at very high rates or always selected the first or last answer presented. As a result of this checking, four ATP respondents were removed from the survey dataset prior to weighting and analysis.

Weighting

The ATP data is weighted in a multistep process that accounts for multiple stages of sampling and nonresponse that occur at different points in the survey process. First, each panelist begins with a base weight that reflects their probability of selection for their initial recruitment survey. These weights are then rescaled and adjusted to account for changes in the design of ATP recruitment surveys from year to year. Finally, the weights are calibrated to align with the population benchmarks in the accompanying table to correct for nonresponse to recruitment surveys and panel attrition. If only a subsample of panelists was invited to participate in the wave, this weight is adjusted to account for any differential probabilities of selection.

American Trends Panel weighting dimensions

Variable	Benchmark source
Age (detailed)	2022 American Community Survey (ACS)
Age x Gender	
Education x Gender	
Education x Age	
Race/Ethnicity x Education	
Black (alone or in combination) x Hispanic	
Born inside vs. outside the U.S. among Hispanics and Asian Americans	
Years lived in the U.S.	
Census region x Metropolitan status	
Volunteerism	
Voter registration	2022 CPS Voting and Registration Supplement
Party affiliation x Race/Ethnicity	2023 National Public Opinion Reference Survey (NPORS)
Frequency of internet use	
Religious affiliation	

Note: Estimates from the ACS are based on noninstitutionalized adults. Voter registration is calculated using procedures from Hur, Achen (2013) and rescaled to include the total U.S. adult population.

PEW RESEARCH CENTER

Among the panelists who completed the survey, this weight is then calibrated again to align with the population benchmarks identified in the accompanying table and trimmed at the 2nd and 98th percentiles to reduce the loss in precision stemming from variance in the weights. This trimming is performed separately among non-Hispanic Black, non-Hispanic Asian, Hispanic and all other respondents. Sampling errors and tests of statistical significance take into account the effect of weighting.

The following table shows the unweighted sample sizes and the error attributable to sampling that would be expected at the 95% level of confidence for different groups in the survey.

Sample sizes and margins of error, ATP Wave 140

Group	Unweighted sample size	Weighted %	Plus or minus ...
Total sample	5,140		1.7 percentage points
Half form	At least 2,569		2.5 percentage points
Rep/Lean Rep	2,210	45	2.5 percentage points
Half form	At least 1,088		3.6 percentage points
Dem/Lean Dem	2,710	47	2.4 percentage points
Half form	At least 1,352		3.5 percentage points

Note: This survey includes oversamples of non-Hispanic Asian adults, non-Hispanic Black men, and Hispanic men. Unweighted sample sizes do not account for the sample design or weighting and do not describe a group's contribution to weighted estimates. Refer to the Sample design and Weighting sections above for details.

PEW RESEARCH CENTER

Sample sizes and sampling errors for other subgroups are available upon request. In addition to sampling error, one should bear in mind that question wording and practical difficulties in conducting surveys can introduce error or bias into the findings of opinion polls.

Dispositions and response rates

Final dispositions, ATP Wave 140

	AAPOR code	Total
Completed interview	1.1	5,140
Logged on to survey; broke off	2.12	23
Logged on to survey; did not complete any items	2.1121	49
Never logged on (implicit refusal)	2.11	387
Survey completed after close of the field period	2.27	1
Completed interview but was removed for data quality	2.3	4
Screened out	4.7	0
Total panelists sampled for the survey		5,604
Completed interviews	I	5,140
Partial interviews	P	0
Refusals	R	459
Non-contact	NC	1
Other	O	4
Unknown household	UH	0
Unknown other	UO	0
Not eligible	NE	0
Total		5,604
$AAPOR\ RR1 = I / (I+P+R+NC+O+UH+UO)$		92%

PEW RESEARCH CENTER

Cumulative response rate as of ATP Wave 140

	Total
Weighted response rate to recruitment surveys	11%
% of recruitment survey respondents who agreed to join the panel, among those invited	71%
% of those agreeing to join who were active panelists at start of Wave 140	46%
Response rate to Wave 140 survey	92%
Cumulative response rate	3%

PEW RESEARCH CENTER

**2024 PEW RESEARCH CENTER'S AMERICAN TRENDS PANEL
WAVE 140 JANUARY 2024
FINAL TOPLINE
JANUARY 16-21, 2024
N=5,140**

ADDITIONAL QUESTIONS PREVIOUSLY RELEASED**ADDITIONAL QUESTION HELD FOR FUTURE RELEASE****DISPLAY FOR ALL:**

On another topic...

ASK ALL

BORDER_CL How closely have you been following news about the current situation at the U.S. border with Mexico and the large number of migrants seeking to enter the U.S.? **[RANDOMIZE ORDER OF OPTIONS 1-5 AND 5-1 FOR RANDOM HALF SAMPLE]**

Jan 16-21, <u>2024</u>		Jun 5-11, <u>2023</u> ⁴
12	Extremely closely	6
18	Very closely	12
34	Somewhat closely	33
22	Not too closely	27
14	Not at all closely	21
1	No answer	*

ASK FORM 1 ONLY [N=2,569]:

BRDERJOB How would you rate the job the U.S. government is doing dealing with the large number of migrants seeking to enter the U.S. at the border with Mexico?

Jan 16-21, <u>2024</u>		Jun 5-11, <u>2023</u> ⁵	TREND FOR COMPARISON⁶	
			Apr 5-11, <u>2021</u>	Jul 22-Aug 4, <u>2019</u>
2	Very good job	2	3	6
17	Somewhat good job	21	26	27
34	Somewhat bad job	35	35	27
45	Very bad job	39	33	38
2	No answer	4	3	2

⁴ Question previously asked, "How closely have you been following news about the number of people seeking asylum at the United States border with Mexico?"

⁵ Question previously asked, "How would you rate the job the U.S. government is doing dealing with the large number of people seeking asylum at the U.S. border with Mexico?"

⁶ Previous versions of this question were worded slightly differently. For surveys conducted 2021 and earlier, the question was worded "How would you rate the job the U.S. government is doing dealing with the increased number of people seeking asylum at the U.S. border with Mexico?"

ASK FORM 2 ONLY [N=2,571]:

IMM_CRISIS Would you say the large number of migrants seeking to enter the U.S. at the border with Mexico is... **[RANDOMIZE ORDER OF OPTIONS 1-4 AND 4-1 FOR RANDOM HALF SAMPLE]**

Jan 16-21,
2024

45	A crisis for the U.S.
32	A major problem for the U.S., but not a crisis
17	A minor problem for the U.S.
4	Not a problem for the U.S.
1	No answer

ASK ALL:

IMMFACT

How much of a reason is each of the following for why a large number of migrants are seeking to enter the U.S. at the border with Mexico? **[RANDOMIZE ITEMS]**

		<u>Major reason</u>	<u>Minor reason</u>	<u>Not a reason</u>	<u>No answer</u>
NOOPP	Bad economic conditions in their home countries Jan 16-21, 2024	75	19	6	1
USOPP	Good economic opportunities in the U.S. Jan 16-21, 2024	71	21	7	1
VIOL	Violence in their home countries Jan 16-21, 2024	65	26	8	1
FRDM	Greater political freedoms in the U.S. Jan 16-21, 2024	44	37	18	1
POL	Belief that U.S. immigration policies will make it easy to stay in the country once they arrive Jan 16-21, 2024	58	26	15	1

ASK ALL:

IMMCRIMM

Do you think the situation at the U.S. border with Mexico, with a large number of migrants seeking to enter the U.S., is leading to... **[RANDOMIZE OPTIONS 1-2; ALWAYS ASK OPTION 3 LAST]**

Jan 16-21,
2024

57	More crime in the U.S.
3	Less crime in the U.S.
39	Doesn't have much impact on crime in the U.S.
1	No answer

ASK ALL:

IMMPOLIMPCT Thinking about some proposed policies to address immigration and the situation at the U.S. border with Mexico, do you think each of the following proposals would make the situation better or worse? **[RANDOMIZE ITEMS; RANDOMIZE RESPONSES 1-2 WITH 3 AND 4 ALWAYS LAST]**

		<u>Better</u>	<u>Worse</u>	<u>Not make much difference</u>	<u>Not sure</u>	<u>No answer</u>
ASK FORM 1 ONLY [N=2,569]						
DPRT	Increasing deportations of people who are in the country illegally Jan 16-21, 2024	52	17	16	15	*
BUS	Putting more severe penalties on businesses if they hire people who are not legally allowed to work in the U.S. Jan 16-21, 2024	45	19	20	16	1
AID	Increasing economic aid to Central American countries where many migrants are coming from Jan 16-21, 2024	27	18	35	20	1
HRD	Making it harder for asylum seekers to be granted temporary legal status in the U.S. while they wait for their asylum hearing Jan 16-21, 2024	38	28	15	18	1
COND	Increasing resources to provide safe and sanitary conditions for migrants arriving in the U.S. Jan 16-21, 2024	36	27	20	15	1
ASK FORM 2 ONLY [N=2,571]						
RCS	Increasing the number of judges and staff so that asylum applications can be decided more quickly Jan 16-21, 2024	60	11	14	15	*
OPP	Creating more opportunities for people to <u>legally</u> immigrate to the U.S. Jan 16-21, 2024	56	15	14	14	1
WALL	Substantially expanding the wall along the U.S. border with Mexico Jan 16-21, 2024	41	14	32	12	*

IMMPOLIMPCT CONTINUED...

WORK	Making it easier for asylum seekers to work legally while they wait for a decision about their asylum applications					
	Jan 16-21, 2024	47	22	13	17	*

ASK FORM 1 ONLY [N=2,569]:

IMMIG_OE What other thoughts about immigration would you like to share?

[PROGRAMMING NOTE: OPEN END TEXT BOX]Jan 16-21,
2024

8	NET: Make policies more restrictive
4	<i>Need stricter laws</i>
3	<i>Close the border</i>
2	<i>Deport illegal immigrants</i>
7	NET: Need to address immediate crisis
4	<i>Secure the border</i>
3	<i>Too many people/system overwhelmed</i>
*	<i>Send more resources to border states</i>
*	<i>Send them to empty states/we have room</i>
7	Immigrants need to come legally
6	NET: Strain on resources
2	<i>We need to focus on our citizens first</i>
2	<i>Hurting the economy</i>
2	<i>Don't deserve welfare</i>
6	Process is broken
5	NET: Political failures
2	<i>Current administration is failing</i>
2	<i>Political interests/failures</i>
1	<i>Need bipartisan solution/everyone's problem</i>
5	NET: Positive view of immigrants
3	<i>Immigrants are good for society</i>
2	<i>Immigrants are good for the economy</i>
4	NET: Security concerns
2	<i>Illegal immigrants are dangerous</i>
1	<i>Unvetted immigrants are a risk</i>
1	<i>Citizens should feel safe and protected</i>
4	Immigrants need support
3	NET: Make policies less restrictive
2	<i>Need easier laws</i>
1	<i>Open the border</i>
3	Complicated issue
2	Other
1	Need humane system

IMMIG_OE CONTINUED...

Jan 16-21,
2024

1	Current system works fine
1	Not just U.S. problem/countries of origin should also be involved
1	America is changing for the worse
55	No answer/skipped

ASK FORM 2 ONLY [N=2,571]:

IMMIG_OE2 What is your top concern, if any, about the large number of migrants seeking to enter the U.S. at the border with Mexico?

[PROGRAMMING NOTE: OPEN END TEXT BOX]

Jan 16-21,
2024

22	NET: Economic burden
15	<i>Strain/cost of resources</i>
4	<i>Economic burden (general)</i>
3	<i>Taking Americans jobs</i>
2	<i>Increased poverty/homelessness</i>
1	<i>Migrants lazy/cannot provide for themselves/not skilled</i>
22	NET: Security Concerns
10	<i>Unvetted/dangerous people entering</i>
10	<i>Increasing crime rates</i>
3	<i>Security</i>
3	<i>Drugs</i>
1	<i>Trafficking</i>
1	<i>Cartels/Gangs/organized crime</i>
11	NET: Concern for migrant safety, treatment
6	<i>Human rights, safety, health and wellbeing of migrants</i>
4	<i>Concern for migrants (general)</i>
2	<i>Policies do not allow them to work/not fair to migrants</i>
5	Housing concerns
5	No concerns
5	NET Broken immigration system
4	<i>Inefficient system</i>
1	<i>Problems with immigration policies/system</i>
5	NET: Migrants abusing system
3	<i>Policies not strict enough</i>
2	<i>Migrants are not following laws/not legitimate</i>
4	NET: Politicians taking advantage of issue
2	<i>Blames politicians/parties</i>
1	<i>Problems with political system</i>
1	<i>Republican/Democratic Party use to their advantage</i>
1	<i>Influence on voting/political process</i>
4	Too many people

IMMIG_OE2 CONTINUED...

Jan 16-21,
2024

- 3** **NET: Migrants impact on communities**
- 2 *Negative effects on communities they migrate to*
- 1 *Direct effect on border communities*

- 2** **NET: Changing composition of U.S./assimilation issues**
- 1 *Ethnic/cultural composition of U.S.*

- 1 *Struggles to/do not try hard enough to assimilate*

- 1 U.S. responsibility for home countries of migrants
- 1 Disease/health concerns
- 1 General mentions of it being bad
- 1 Other/No substantive answer

- 36** No answer/Skipped

ADDITIONAL QUESTIONS PREVIOUSLY RELEASED

ASK ALL:

PARTY In politics today, do you consider yourself a:

ASK IF INDEP/SOMETHING ELSE (PARTY=3 or 4) OR MISSING:

PARTYLN As of today do you lean more to...⁷

	<u>Republican</u>	<u>Democrat</u>	<u>Independent</u>	<u>Something else</u>	<u>No answer</u>	<i>Lean Rep</i>	<i>Lean Dem</i>
	28	29	27	13	3	17	18

Key to Pew Research trends noted in the topline:

(U) Pew Research Center/USA Today polls

⁷ PARTY and PARTYLN asked in a prior survey.